

Day-Night Effect for Solar Neutrinos: Coherent versus Incoherent Regeneration in the Earth

J. van Leusen and L.M. Sehgal^y

Institute of Theoretical Physics (E), RWTH Aachen
52074 Aachen, Germany

Abstract

The passage of solar neutrinos through the Earth alters the flavor composition of the beam in a way that depends on the neutrino energy and the angle of the trajectory. We show that the degree of alteration depends also on whether the ν_e and $\bar{\nu}_e$ components of the wave-packet are treated as coherent (overlapping) or incoherent (non-overlapping). For a realistic estimate of the coherence length, and for the parameters of the small-angle MSW solution, the night-day asymmetry in the event rate in Super-Kamiokande increases to 1.8%, as compared to 0.3% in the incoherent case. Further, the energy spectrum of electron recoils is slightly harder for coherent propagation. We also examine the nadir angle distribution of the night-time excess. The results are compared with the Super-Kamiokande data.

26.65.+t, 14.60.Pq, 13.15.+g, 91.35.-x

Typeset using REVTeX

electronic mail: Leusen@physik.rwth-aachen.de

^yelectronic mail: sehgal@physik.rwth-aachen.de

I. INTRODUCTION

The deficit of solar neutrinos observed in the chlorine [1], gallium [2,3] and water Cherenkov [4,5] detectors can be explained by the mechanism of matter-enhanced neutrino oscillations in the Sun (Mikheyev-Smirnov-Wolfenstein mechanism [6]). Two regions of parameter space are indicated as possible solutions [7]: Region A around $m^2 = 5 \cdot 10^{-6} \text{ eV}^2$; $\sin^2 2\theta = 5.5 \cdot 10^{-3}$, and Region B around $m^2 = 1.8 \cdot 10^{-5} \text{ eV}^2$; $\sin^2 2\theta = 0.76$.

With the advent of high-statistics data from the Super-Kamiokande detector, a more incisive test of the above mechanism becomes possible, through the study of the electron recoil energy spectrum [8], and through possible differences in night-time and day-time event rates (night-day asymmetry) [9]. The latter effect arises from the passage of neutrinos through the density profile of the Earth, which can alter the flavor composition of the beam compared to the beam arriving from the Sun.

II. COHERENT OR INCOHERENT BEAM?

Existing calculations of the day-night asymmetry [10-13] usually assume that the neutrino beam arriving at the surface of the Earth is an incoherent mixture of ν_e and $\bar{\nu}_e$. This assumption is based on an argument due to Mikheyev and Smirnov [14], which has been spelled out in more detail by Kin and Pevsner [15] (see also Lipkin [16] for a recent discussion). Neutrinos of flavour ν_e are produced in the solar core as decay products of the reaction ${}^8\text{B} \rightarrow {}^8\text{Be} + e^+ + \nu_e$. The width of the ν_e wave-packet depends on the environment of the decaying nucleus, and is estimated as

$$\Delta x \approx \frac{\text{mean free path of nucleus}}{\text{velocity of nucleus}} = \frac{1}{v} \quad (1)$$

The mean free path l is determined by $l = 1/(b^2 N)$, where N is the number density of the medium and b the average impact parameter of collisions between the ${}^8\text{B}$ nucleus and the surrounding nuclei, determined by $\frac{3}{2}T = Z_1 Z_2 e^2/b$ where T is the temperature ($k_B = 1$). In this manner, Ref. [15] estimates the width of the wave-packet for ${}^8\text{B}$ neutrinos to be

$$\Delta x \approx 0.9 \cdot 10^{-7} \text{ cm} \quad (2)$$

Now the mass components ν_1 and ν_2 of the wave-packet propagate at different velocities, and begin to lose overlap after a characteristic "coherence length"

$$L_{\text{coh}} = 2 \frac{p}{\Delta m^2} \approx \frac{2E^2}{\Delta m^2} \quad (3)$$

where E (p) is the neutrino energy. The condition for coherence of the wave-packet on arrival at the Earth is that

$$L_{\text{coh}} > D \approx 1.5 \cdot 10^8 \text{ km} \quad (4)$$

where D is the distance of the Sun from the Earth. Inserting $m^2 = 5 \cdot 10^{-6} \text{ eV}^2$, we find from Eqs. (2) - (4) that the coherence condition is satisfied for $E > 12 \text{ MeV}$, which is near

the upper end of neutrino energies ($6.5 < E < 14 \text{ MeV}$) relevant for the Super-Kamiokande experiment. A realistic treatment of the propagation of the neutrino wave-packet should take into account a damping factor $\exp[-D^2 = L_{\text{coh}}^2]$, which expresses the degree of coherence of the ν_e and ν_μ components, with L_{coh} depending on m^2 and E in accordance with Eq. (3). This is the procedure we follow below in calculating the effects of the Earth's medium. The limiting case of complete incoherence corresponds to $L_{\text{coh}} = 0$, while that of complete coherence is given by $L_{\text{coh}} = 1$.

III. CALCULATING THE SURVIVAL PROBABILITY

The neutrino beam arriving from the Sun is characterized by a probability function $P_S(E)$ which is the survival probability of the ν_e emerging from the Sun after MSW transformation. An approximate representation of this function is [17].

$$P_S = \frac{1}{2} + \left(\frac{1}{2} - P_{LZ}\right) \cos 2\theta \cos 2\theta_m \quad (5)$$

where θ is the vacuum mixing angle, θ_m is the mixing angle in the Sun

$$\sin^2 2\theta_m = \frac{(m^2 \sin 2\theta)^2}{(2E - 2G_F N_e - m^2 \cos 2\theta)^2 + (m^2 \sin 2\theta)^2} \quad (6)$$

and P_{LZ} is the Landau-Zener level crossing function

$$P_{LZ} = \frac{\exp[-2r_0(m^2 = 2E)\sin^2\theta] + \exp[-2r_0(m^2 = 2E)]}{1 + \exp[-2r_0(m^2 = 2E)]} \quad (7)$$

The parameters N_e and r_0 describe the electron density in the Sun, approximated as $n_e(r) = N_e e^{-r/r_0}$.

To see how this beam is transformed by passage through the Earth, one must consider the evolution equation

$$i \frac{d}{dt} \begin{pmatrix} \nu_e(t) \\ \nu_\mu(t) \end{pmatrix} = \begin{pmatrix} A & B \\ B & C \end{pmatrix} \begin{pmatrix} \nu_e(t) \\ \nu_\mu(t) \end{pmatrix} \quad (8)$$

with

$$A = \frac{m_1^2}{2E} \cos^2\theta + \frac{m_2^2}{2E} \sin^2\theta + P - 2G_F N_e(t) \quad (9a)$$

$$B = \frac{m^2}{4E} \sin 2\theta \quad (9b)$$

$$C = \frac{m_1^2}{2E} \cos^2\theta + \frac{m_2^2}{2E} \sin^2\theta \quad (9c)$$

where $N_e(t)$ denotes the Earth's electron density along the trajectory. The essential difference between coherent and incoherent regeneration can then be expressed as follows [18].

Suppose that an initial state $\begin{pmatrix} 1 \\ 0 \end{pmatrix}$ representing a pure ν_e evolves into the state $\begin{pmatrix} c \\ d \end{pmatrix}$ after passage through the Earth ($|c|^2 + |d|^2 = 1$), the evolution being governed by Eq. (8). The quantity $|d|^2$ may be interpreted as the transition probability $P(\nu_e \rightarrow \nu_\mu)$, and is a function of the neutrino energy and the length of the neutrino trajectory in the Earth's medium. If P_S is the ν_e -fraction (or survival probability) at the point of entry, the beam that emerges has a ν_e -fraction given by

$$P_{SE} = P_S (1 - P) + P (1 - P_S) + 2 P_S (1 - P_S) P (1 - P) \cos' \quad (10)$$

In the case that the initial beam is completely coherent, the factor \cos' is given by $\cos' = \text{Re}(\frac{c}{d})$ while for incoherent propagation, the last term in Eq. (10) is absent, i.e. $\cos' = 0$. An interesting aspect of this difference, noted by Baltz and Weniger [19], is that an equal mixture of ν_e and ν_μ ($P_S = \frac{1}{2}$) remains an equal mixture ($P_{SE} = \frac{1}{2}$) if the beam is incoherent, but not if it is coherent. For any intermediate situation, characterized by a coherence length L_{coh} , the factor \cos' in Eq. (10) is given by

$$\cos' = \text{Re}(\frac{c}{d}) \exp\left[-\frac{D^2}{L_{\text{coh}}^2}\right] \quad (11)$$

In Fig. 1, we compare the day-time ν_e -fraction P_S with the night-time fraction P_{SE} for neutrinos passing through the Earth's centre, assuming $m^2 = 5 \cdot 10^{-6} \text{ eV}^2$; $\sin^2 2 = 5 \cdot 10^{-3}$. The density profile used was that of Ref. [20] and the evolution equation (8) was integrated by an embedded Runge-Kutta method due to Dormand and Prince described in Ref. [21]. The interesting feature is that whereas for incoherent propagation the survival probability P_{SE} shows an enhancement in a limited energy interval 4–8 MeV, the coherent case shows fluctuations around the day-time spectrum, over the whole energy domain. The incoherent result agrees with that obtained in previous studies [12,19,20]; the fluctuations in the coherent case were noted in [18]. In the following sections, we will principally be concerned with a comparison of coherent propagation (\cos' given by Eq. (11)) with the incoherent limit attained by putting $\cos' = 0$.

IV. DAY-NIGHT ASYMMETRY

To obtain the day-night-asymmetry in the event-rate observed in Super-Kamiokande, we proceed as follows:

A. Neutrino Flux

The spectrum of the ^8B neutrino flux is represented by

$$\phi(x) = \phi_0 x^2 (1 - x)^2 \quad (12)$$

where $x = E/E_{\text{max}}$, $E_{\text{max}} = 14 \text{ MeV}$.

B . Density Profile of the Earth

The density profile of the Earth $N_e(t; \theta)$ along a trajectory with nadir angle θ is parametrized as in Lisi and Montanino [20] ($\theta = 0$ denotes a trajectory through the centre of the Earth). The corresponding survival probability (or ν_e -fraction) of the emerging neutrino beam is called $P_{SE}(E; \theta)$.

C . Weighted Average over the Nadir Angle

To obtain the night-time flux of ν_e , averaged over a whole year, we require a weight function $W(\theta)$ proportional to the amount of time per year that the detector is exposed to solar neutrinos from a direction θ . This function depends on the geographical latitude of the detector (36.48° N for Super-Kamiokande) and has been calculated in Refs. [20,22]. We use the parametrization given in Table II of Ref. [20] to obtain the average night-time survival probability

$$\langle P_N(E) \rangle = \int_0^{\theta_{\max}} d\theta W(\theta) P_{SE}(E; \theta) \quad (13)$$

D . Recoil Energy Spectra

The night-time rate of events in the Super-Kamiokande detector arising from the reactions $\nu_e + e \rightarrow \nu_e + e$ and $\bar{\nu}_e + e \rightarrow \bar{\nu}_e + e$ is calculated according to [11]

$$\frac{dR_N}{dT} = \int_0^{\theta_{\max}} d\theta \frac{W(\theta)}{1 + \frac{2m}{T}} \frac{dE}{E_{\max}} \left[\frac{d\nu_e(E; T)}{dT} \langle P_N(E) \rangle + \frac{d\bar{\nu}_e(E; T)}{dT} (1 - \langle P_N(E) \rangle) \right] \quad (14)$$

where T is the kinetic energy of the recoil electron. The day-time spectrum $\frac{dR_D}{dT}$ is obtained from Eq. (14) by replacing $P_N(E)$ by $P_S(E)$.

E . Energy Resolution Effect of the Detector

We include in our calculation the finite energy resolution of the detector. This is accomplished by replacing Eq. (14) by

$$\left\langle \frac{dR_N}{dT} \right\rangle = \int_0^{\theta_{\max}} d\theta \int_0^{\bar{T}(E)} dT^0 R(T; T^0) \left[\frac{d\nu_e(T^0; E)}{dT^0} \langle P_N(E) \rangle + \frac{d\bar{\nu}_e(T^0; E)}{dT^0} (1 - \langle P_N(E) \rangle) \right] \quad (15)$$

where $\bar{T}(E) = \frac{E}{1 + \frac{m}{2E}}$ and $R(T; T^0)$ is a resolution function [23]

$$R(T; T^0) = \frac{1}{\sqrt{2\pi}s} \exp\left[-\frac{(T - T^0)^2}{2s^2}\right] \quad (16)$$

with $s = s_0 \sqrt{T^0}$ and $s_0 = 0.47$ MeV for the Super-Kamiokande detector [24].

F . Total Event-R ate

The totalevent-rate for allevents with a minimum threshold energy T_{th} for the recoiling electron is

$$R_{N,D}(T_{th}) = \int_{T_{th}}^{T_{max}} dT \int \frac{dR_{N,D}}{dT} d\Omega \quad (17)$$

where we used $T_{th} = 6M\text{ eV}$ and $T_{max} = 19.5M\text{ eV}$ for the Super-Kamiokande detector.

V . R E S U L T S

A . Night-Day Asymmetry

The night-day asymmetry in event-rates is

$$A = \frac{R_N - R_D}{R_N + R_D} \quad (18)$$

and is given in Table I for values of m^2 and $\sin^2 2\theta$ in the region of the small angle MSW solution.

Inspection of Table I shows that the night-day asymmetry is generally larger in the case of coherent regeneration, compared to the incoherent case. For the central value of the parameter range ($m^2 = 5 \cdot 10^{-6}$; $\sin^2 2\theta = 5.5 \cdot 10^{-3}$), the asymmetry in the limit of extreme coherence is 8.7%, whereas the incoherent result is 0.3%. For the realistic case of partial coherence, calculated according to Eqs. (10) and (11), we obtain an asymmetry of 1.8%.

B . Night and Day Electron Energy Spectra

In addition to the night-day asymmetry in total rates, there is interest in the question whether there is an appreciable difference in the energy spectrum of electron-recoil. The result, normalized to the standard solar model expectation, is shown in Fig. 2, where the Super-Kamiokande data [8] are also superposed. The night-time spectrum is seen to be harder in the case of (partially) coherent propagation.

C . Nadir Angle Dependence

Finally, we have examined the time-of-night variation of the event-rate, i.e. the dependence of the night-time rate on the nadir angle of the neutrino beam. This is given by

$$\frac{dR_N}{dE} = \int_{T_{th}}^{T_{max}} dT \int_0^{E_{max}} dE \int_0^{2\pi} d\phi \frac{dR_N}{dT dE d\phi} (T; E; \phi) \quad (19)$$

The corresponding day-time dependence $\frac{dR_D}{d}$ is defined by replacing $P_{SE}(E;)$ by the survival probability $P_S(E)$. For comparison with the Super-Kamiokande results, we have plotted the night-to-day ratio in Fig. 3 as a function of $\cos \theta$ in five bins. We observe that the night-time enhancement in the case of coherent regeneration extends to large nadir angles, including values of θ corresponding to passage of the neutrino through the Earth's mantle ($\theta > \theta_M = 0.577$). By comparison, the night-time excess for an incoherent beam is essentially limited to the bin $\cos \theta > 0.8$.

VI. CONCLUSIONS

The observation of night-day asymmetry in the interaction rates of solar neutrinos would be unequivocal proof of matter-induced effects on neutrino propagation. We have shown that the magnitude of the asymmetry depends on whether the incoming neutrino beam consists of coherent or incoherent superpositions. For parameters m^2 and $\sin^2 2\theta$ close to the central value of the small angle MSW solution, and for realistic estimates of the coherence, the night-day asymmetry is generally larger than in the incoherent case. Inspection of the electron recoil distribution reveals a slightly harder spectrum. Likewise, the time-of-night (or nadir angle) distribution shows that the night-time excess extends to large values of θ (trajectories passing through the mantle) for the case of coherent propagation.

Comparison with the recent Super-Kamiokande data [8,9] shows that the inclusion of coherence effects in the propagation generally improves the agreement between the MSW prediction and the data:

1. The night-day asymmetry is predicted to be in the region of 1.8% , to be compared with the experimental result $\frac{N_D}{N_D + D} = 2.3\% \pm 2.1\%$ ($\frac{N_D}{N_D + D} - 1 = 0.047 \pm 0.042 \pm 0.008$ in [9]).
2. The electron energy spectrum (Fig. 2) is slightly harder, although the highest energy data points are not reproduced.
3. Because of the enhanced rate in the mantle, the theoretically expected distribution in the nadir angle has a slight depression in the bin for $0.8 < \cos \theta < 1.0$ as opposed to a slight enhancement in the incoherent case (Fig. 3). This feature seems to be present in the data shown in Fig. 1 of Ref. [9]. The ratio $\frac{N_5}{N_1 + \dots + N_4} - 1$ defined in Ref. [9] has the value 0.4% $[-2.6\%]$ in the coherent [incoherent] calculation, to be compared with the experimental result $0.055 \pm 0.063 \pm 0.013$.

In conclusion, we have shown in this paper that the inclusion of coherence effects in the regeneration of solar neutrinos in the Earth produces subtle changes in the day-night asymmetry, both with respect to its overall magnitude and its dependence on nadir angle and recoil energy. At the present level of statistics, the compatibility of the Super-Kamiokande data with expectations based on the small angle MSW solution, appears to improve when effects of coherence are taken into account. However, we have not yet explored the whole parameter domain nor evaluated confidence levels in a systematic way. At the very least, our considerations show that effects associated with the coherence length of the neutrino beam are not negligible, and need to be included in any realistic appraisal of the day-night effect.

REFERENCES

- [1] R. Davis, Jr., D. S. Hamer, and K. C. Homan, *Phys. Rev. Lett.* **20**, 1205 (1968); B. T. Cleveland et al., *Astrophys. J.* **496**, 505 (1998).
- [2] GALLEX Collaboration, P. Anselmann et al., *Phys. Lett. B* **342**, 440 (1995); GALLEX Collaboration, W. Hampel et al., *Phys. Lett. B* **388**, 364 (1996).
- [3] SAGE Collaboration, V. Gavrin et al., in *Neutrino 96, Proceedings of the XV II International Conference on Neutrino Physics and Astrophysics*, Helsinki, edited by K. Huitu, K. Enqvist and J. Maalampi (World Scientific, Singapore, 1997), p. 14.
- [4] Kamikande Collaboration, Y. Fukuda et al., *Phys. Rev. Lett.* **77**, 1683 (1996).
- [5] Super-Kamikande Collaboration, Y. Suzuki, in *Neutrino 98, Proceedings of the XV III International Conference on Neutrino Physics and Astrophysics*, Takayama, Japan, 4{9 June 1998, edited by Y. Suzuki and Y. Totsuka. To be published in *Nucl. Phys. B (Proc. Suppl.)*.
- [6] L. Wolfenstein, *Phys. Rev. D* **17**, 2369 (1978); S. P. Mikheyev and A. Yu. Smirnov, *Yad. Fiz.* **42**, 1441 (1985) [*Sov. J. Nucl. Phys.* **42**, 913 (1985)]; *Nuovo Cimento C* **9**, 17 (1986).
- [7] J. N. Bahcall, P. I. Krastev and A. Yu. Smirnov, *Phys. Rev. D* **58**, 096016 (1998).
- [8] Y. Fukuda et al., hep-ex/9812011.
- [9] Y. Fukuda et al., hep-ex/9812009.
- [10] A. J. Baltz and J. Weneser, *Phys. Rev. D* **50**, 5971 (1994).
- [11] M. M. Maris and S. T. Petcov, *Phys. Rev. D* **56**, 7444 (1997).
- [12] J. M. Gelb, W. K. Wong and S. P. Rosen, *Phys. Rev. Lett.* **78**, 2296 (1997).
- [13] A. Yu. Smirnov, in *Neutrino 98, Proceedings of the XV III International Conference on Neutrino Physics and Astrophysics*, Takayama, Japan, 4{9 June 1998, hep-ph/9809481.
- [14] S. P. Mikheyev and A. Yu. Smirnov, in *Moriond 87, Proceedings of the 7th Moriond Workshop on New and Exotic Phenomena*, Les Arcs, France, 1987, edited by O. Fackler and J. Trân Thanh Vân (Frontieres, Paris, 1987), p. 405.
- [15] C. W. Kim and A. Pevsner in *Neutrinos in Physics and Astrophysics*, (Contemporary Concepts in Physics, Volume 8, Harwood Academic Publishers, 1993).
- [16] H. J. Lipkin, hep-ph/9901399
- [17] S. T. Petcov, *Phys. Lett. B* **200**, 373 (1988); T. K. Kuo and J. Pantaleone, *Rev. Mod. Phys.* **61**, 937 (1989).
- [18] D. B. Russ and L. M. Sehgal, *Phys. Lett. B* **216**, 426 (1989).
- [19] A. J. Baltz and J. Weneser, *Phys. Rev. D* **35**, 528 (1987).
- [20] E. Lisi and D. Montanino, *Phys. Rev. D* **56**, 1792 (1997).
- [21] E. Hairer, S. P. Nørsett, G. Wanner in *Solving Ordinary Differential Equations I, Non-stiff Problems* (Springer Verlag, 1987).
- [22] M. Narayan, G. Rajasekaran and R. Sinha, *Mod. Phys. Lett. A* **13**, 1915 (1998).
- [23] J. N. Bahcall, P. I. Krastev and E. Lisi, *Phys. Rev. C* **55**, 494 (1997).
- [24] G. L. Fogli, E. Lisi and D. Montanino, *Astropart. Phys.* **9**, 119 (1998)

TABLES

TABLE I. Night-day asymmetries for small angle (SMA) MSW solutions for Super-Kamiokande. Listed are asymmetries for incoherent ($L_{\text{coh}} = 0$), coherent ($L_{\text{coh}} = 1$) and "mixed" (realistic L_{coh}) neutrino beams. For comparison, we evaluated also the central value of the large angle (LMA) MSW solution.

SM A						LM A	
$\sin^2 2 = 5.5 \cdot 10^{-3}$				$m^2 = 5 \cdot 10^6 \text{ eV}^2$		$m^2 = 1.8 \cdot 10^5 \text{ eV}^2$	
$m^2 = 3 \cdot 10^6 \text{ eV}^2$	$m^2 = 5 \cdot 10^6 \text{ eV}^2$	$m^2 = 7 \cdot 10^6 \text{ eV}^2$	$\sin^2 2 = 3.5 \cdot 10^{-3}$	$\sin^2 2 = 7.5 \cdot 10^{-3}$	$\sin^2 2 = 0.76$		
incoherent	0.1%	0.3%	0.86%	0.2%	1.7%	19.6%	
coherent	0.1%	8.7%	6.2%	5.6%	12.1%	29.7%	
mixed	0.8%	1.8%	1.2%	0.8%	3.5%		

FIGURES

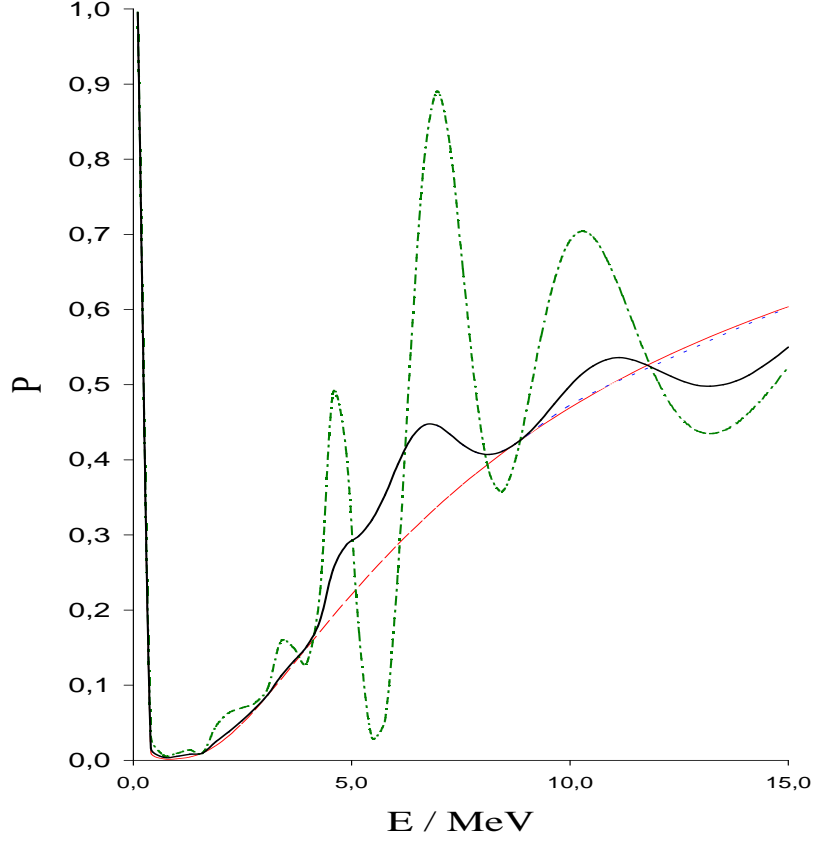


FIG .1. Survival probability $P_{SE}(E)$ for ^8B neutrinos passing through the Earth's centre, $m^2 = 5 \cdot 10^6 \text{ eV}^2$; $\sin^2 2 = 5.5 \cdot 10^{-3}$. The solid line shows P_{SE} calculated with a realistic coherence length, while the dash-dotted line is the extreme case of complete coherence. The day-time probability P_S is the thin dashed curve. The incoherent result (dotted curve) essentially coincides with P_{SE} (solid curve) in the interval $4 < E < 8 \text{ MeV}$, and with P_S elsewhere.

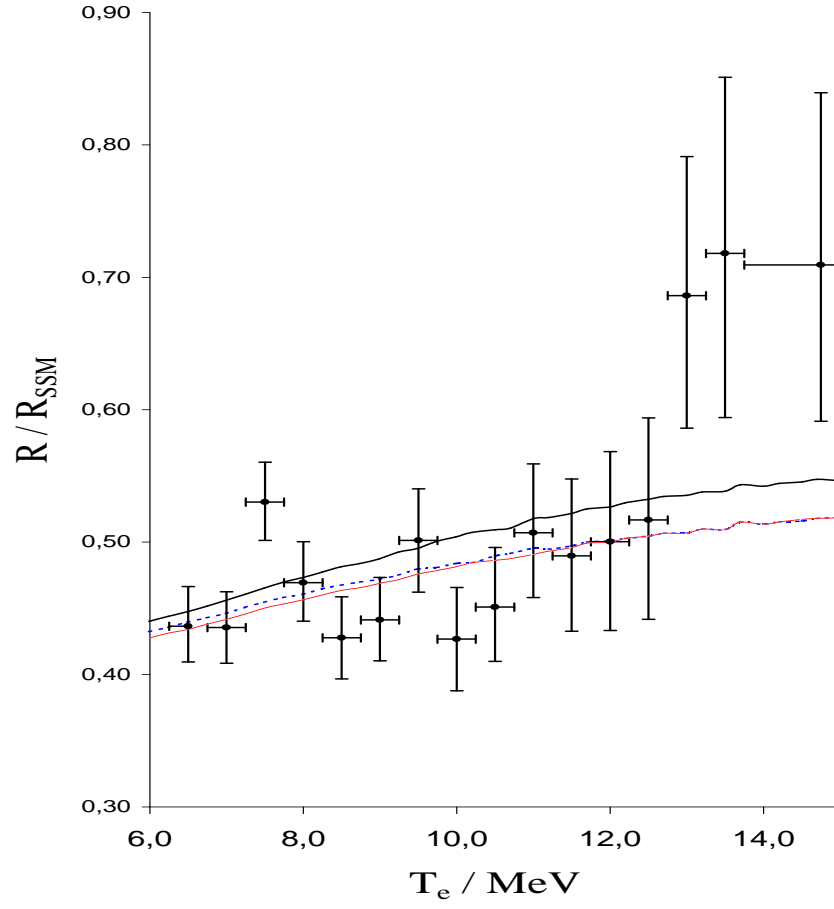


FIG. 2. Energy spectrum of electron recoils for $m^2 = 5 \cdot 10^6 \text{ eV}^2$; $\sin^2 2 = 5.5 \cdot 10^{-3}$ normalized to SSM BP 98 expectation. Shown are the night-time incoherent rate (dotted line) and coherent rate (solid line). The day-time spectrum is indicated by the lower thin dash-dotted line. For comparison, we also superpose the recent results obtained by Super-Kamiokande [8].

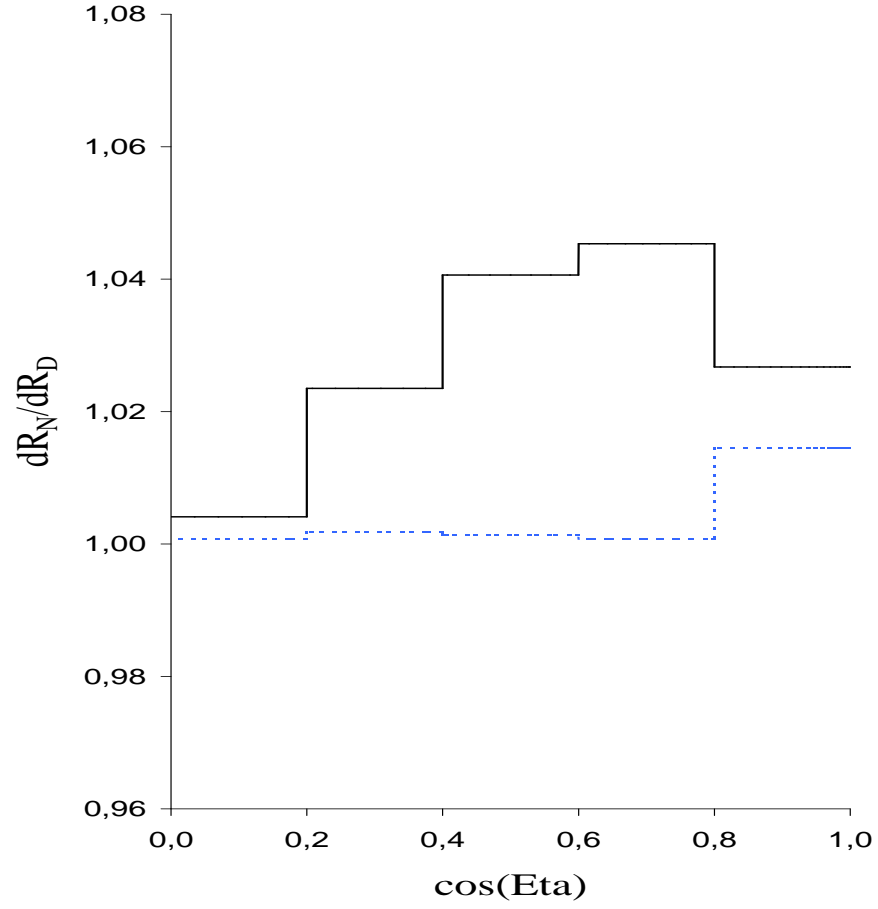


FIG. 3. Night-to-day ratio as a function of cosine of the nadir angle η . Shown are the case of coherent regeneration (solid line) and the case of incoherent regeneration (dotted line) ($m^2 = 5 \cdot 10^6 \text{ eV}^2$; $\sin^2 2 = 5.5 \cdot 10^{-3}$).