

The CP asymmetry for $B \rightarrow K l^+ l^-$ decay in the general two Higgs doublet model

E. O. Iltan

Physics Department, Middle East Technical University
Ankara, Turkey

Abstract

We study the CP asymmetry for the exclusive decay $B \rightarrow K l^+ l^-$ in the two Higgs doublet model with three level flavor changing neutral currents (model III). We analyse the dependency of this quantity to the new phase coming from the complex Yukawa couplings in the theory and we find that there exist a considerable CP violation for the relevant process. Further, we see that the sign of the Wilson coefficient C_7^{eff} can be determined by using dilepton mass. Therefore, the future measurements of the CP asymmetry for $B \rightarrow K l^+ l^-$ decay will give a powerful information about the sign of Wilson coefficient C_7^{eff} and new physics beyond the SM.

1 Introduction

Rare B-decays are induced by flavor changing neutral currents (FCNC) at loop level in the Standard model (SM). Therefore, the measurements of the physical quantities, like Branching ratio (Br), CP asymmetry (A_{CP}), forward backward asymmetry (AFB), in such decays, provide a powerful test for the SM and they give a comprehensive information about the fundamental parameters, such as Cabibbo-Kobayashi-Maskawa (CKM) matrix elements, leptonic decay constants, etc. Further, they play an important role in the determination of the physics beyond the SM, such as two Higgs Doublet model (2HDM), Minimal Supersymmetric extension of the SM (MSSM) [1], etc. With the measurement of the Branching ratios (Br) of the inclusive $B \rightarrow X_s$ [2] and the exclusive $B \rightarrow K$ [3] decays, the studies on rare B decays have been increased.

Among rare B decays, $B \rightarrow K l^+ l^-$ decay, induced by the inclusive process $b \rightarrow s l^+ l^-$, becomes attractive since it has a large Br in the framework of the SM and it can be measured in future experiments. In the literature, these decays have been studied in the SM, 2HDM and MSSM [4]–[18] extensively. For $b \rightarrow s l^+ l^-$ induced processes, the matrix element contains a term proportional to $V_{tb}V_{ts}$, $V_{cb}V_{cs}$ and $V_{ub}V_{us}$ coming from tt , cc and uu quark loops respectively. The unitarity of CKM, $V_{ib}V_{is} = 0$ ($i = u, c, t$), causes that this term is only proportional to $V_{tb}V_{ts}$ since $V_{ub}V_{us}$ is smaller compared to $V_{tb}V_{ts}$. Therefore, CP violating effects are suppressed in the SM. However, there is a new source for CP violation in the framework of the general 2HDM, so called model III. In this model, extra phase angles can appear in the Yukawa couplings when they are taken complex. In [19], the effect of the phase to the decay $b \rightarrow s$ was studied. Recently, the constraints on the phase angle in the product of Yukawa couplings $_{bb} \tau_t$ was predicted by [20]. These angles can cause an observable CP violation in the $b \rightarrow s l^+ l^-$ induced decays. The theoretical investigation of CP violation effects in the model III for $b \rightarrow s l^+ l^-$ and its induced exclusive decays, such as $B \rightarrow K l^+ l^-$, can be an important test for the new physics, since there is almost no such effect in the context of the SM.

Even if the theoretical analysis of exclusive decays is more complicated due to the hadronic form factors, the experimental investigation of them is easier compared those of inclusive ones. Therefore, in this work, we study the CP violating effects in the model III for the exclusive $B \rightarrow K l^+ l^-$ decay.

The paper is organized as follows: In Section 2, we present the matrix element for the inclusive $b \rightarrow s l^+ l^-$ ($l = e, \mu$) decay and calculate A_{CP} in the framework of the model III. Section 3 is devoted to discussion and our conclusions.

2 CP violation in the exclusive decay $B \rightarrow K \ell^+ \ell^-$ in the framework of the model III

Before starting with the exclusive decay $B \rightarrow K \ell^+ \ell^-$ ($\ell = e, \mu$), we would like to give a brief summary about the model III and to derive the matrix element of the inclusive decay $b \rightarrow s \ell^+ \ell^-$ which induces the exclusive $B \rightarrow K \ell^+ \ell^-$ process.

In the general 2HDM, called model III, the Yukawa interaction can be defined as

$$L_Y = \bar{Q}_{iL}^U \tilde{\eta}_1 U_{jR} + \bar{Q}_{iL}^D \eta_1 D_{jR} + \bar{Q}_{iL}^U \tilde{\eta}_2 U_{jR} + \bar{Q}_{iL}^D \eta_2 D_{jR} + \text{h.c.}; \quad (1)$$

where L and R denote chiral projections $L(R) = 1/2(1 \mp \gamma_5)$, η_i for $i = 1, 2$, are the two scalar doublets. The Yukawa matrices \bar{U}_{ij}^{UD} and \bar{D}_{ij}^{UD} have in general complex entries. With the choice of η_1 and η_2 ,

$$\eta_1 = \frac{1}{\sqrt{2}} \begin{pmatrix} 0 \\ v + H^0 \end{pmatrix} + \frac{p}{\sqrt{2}} \begin{pmatrix} 1 \\ i0 \end{pmatrix}; \quad \eta_2 = \frac{1}{\sqrt{2}} \begin{pmatrix} p \bar{2}_H^+ \\ H_1 + iH_2 \end{pmatrix}; \quad (2)$$

and the vacuum expectation values,

$$\langle \eta_1 \rangle = \frac{1}{\sqrt{2}} \begin{pmatrix} 0 \\ v \end{pmatrix}; \quad \langle \eta_2 \rangle = 0; \quad (3)$$

it is possible to collect SM particles in the first doublet and new particles in the second one. The Flavor Changing (FC) part of the interaction can be written as

$$L_{YFC} = \bar{Q}_{iL}^U \tilde{\eta}_2 U_{jR} + \bar{Q}_{iL}^D \eta_2 D_{jR} + \text{h.c.}; \quad (4)$$

where the couplings \bar{U}_{ij}^{UD} for the FC charged interactions are

$$\begin{aligned} \bar{U}_{ch}^U &= -N V_{CKM}; \\ \bar{U}_{ch}^D &= V_{CKM} N; \end{aligned} \quad (5)$$

and \bar{U}_N^{UD} is defined by the expression (more details see [21])

$$\bar{U}_N^{UD} = (V_L^{UD})^{-1} \bar{U}^{UD} V_R^{UD}; \quad (6)$$

Note that the index "N" in \bar{U}_N^{UD} denotes the word "neutral".

The procedure is to obtain the effective Hamiltonian and calculate the QCD corrections by matching the full theory with the effective low energy theory at the high scale and evaluating the Wilson coefficients from down to the lower scale $O(m_b)$. In the process under consideration the high scale is mass of charged Higgs, m_H^\pm . Fortunately, this scale can

be taken as the mass of W boson, m_W , since the evaluation from $\mu = m_H$ to $\mu = m_W$, gives negligible contribution to the Wilson coefficients. The reason is that the charged Higgs boson is heavy enough from the current theoretical restrictions, for example $m_H \geq 340 \text{ GeV}$ [22], $m_H \geq 480 \text{ GeV}$ [23].

The effective Hamiltonian is obtained by integrating out the heavy degrees of freedom, here t quark, W , H , H_1 , and H_2 bosons where H and H_1, H_2 denote charged and neutral Higgs bosons respectively. For the relevant process we have

$$H_{\text{eff}} = \frac{G_F}{2} V_{tb} V_{ts}^* \sum_{i=1}^{12} (C_i(\mu) O_i(\mu) + C_i^0(\mu) O_i^0(\mu)); \quad (7)$$

where the O_i are current-current ($i = 1; 2; 11; 12$), penguin ($i = 3; \dots; 6$), magnetic penguin ($i = 7; 8$) and semileptonic ($i = 9; 10$) operators [18, 24, 25] and primed counterparts are their flipped chirality partners [18]. $C_i(\mu)$ and $C_i^0(\mu)$ are Wilson coefficients renormalized at the scale μ .

Denoting the Wilson coefficients for the SM with $C_i^{\text{SM}}(m_W)$ and the additional charged Higgs contribution with $C_i^H(m_W)$, we have the initial values for unprimed set of operators [18]

$$\begin{aligned} C_{1; \dots; 6; 11; 12}^H(m_W) &= 0; \\ C_7^H(m_W) &= \frac{1}{m_t^2} \left(N_{tt}^U + N_{tc}^U \frac{V_{cs}}{V_{ts}} \right) \left(N_{tt}^U + N_{tc}^U \frac{V_{cb}}{V_{tb}} \right) F_1(Y); \\ &+ \frac{1}{m_t m_b} \left(N_{tt}^U + N_{tc}^U \frac{V_{cs}}{V_{ts}} \right) \left(N_{bb}^D + N_{sb}^D \frac{V_{ts}}{V_{tb}} \right) F_2(Y); \\ C_8^H(m_W) &= \frac{1}{m_t^2} \left(N_{tt}^U + N_{tc}^U \frac{V_{cs}}{V_{ts}} \right) \left(N_{tt}^U + N_{tc}^U \frac{V_{cb}}{V_{tb}} \right) G_1(Y); \\ &+ \frac{1}{m_t m_b} \left(N_{tt}^U + N_{tc}^U \frac{V_{cs}}{V_{ts}} \right) \left(N_{bb}^D + N_{sb}^D \frac{V_{ts}}{V_{tb}} \right) G_2(Y); \\ C_9^H(m_W) &= \frac{1}{m_t^2} \left(N_{tt}^U + N_{tc}^U \frac{V_{cs}}{V_{ts}} \right) \left(N_{tt}^U + N_{tc}^U \frac{V_{cb}}{V_{tb}} \right) H_1(Y); \\ C_{10}^H(m_W) &= \frac{1}{m_t^2} \left(N_{tt}^U + N_{tc}^U \frac{V_{cs}}{V_{ts}} \right) \left(N_{tt}^U + N_{tc}^U \frac{V_{cb}}{V_{tb}} \right) L_1(Y); \end{aligned} \quad (8)$$

and for primed set of operators [18],

$$\begin{aligned} C_{1; \dots; 6; 11; 12}^{0H}(m_W) &= 0; \\ C_7^{0H}(m_W) &= \frac{1}{m_t^2} \left(N_{bs}^D \frac{V_{tb}}{V_{ts}} + N_{ss}^D \right) \left(N_{bb}^D + N_{sb}^D \frac{V_{ts}}{V_{tb}} \right) F_1(Y); \\ &+ \frac{1}{m_t m_b} \left(N_{bs}^D \frac{V_{tb}}{V_{ts}} + N_{ss}^D \right) \left(N_{tt}^U + N_{tc}^U \frac{V_{cb}}{V_{tb}} \right) F_2(Y); \\ C_8^{0H}(m_W) &= \frac{1}{m_t^2} \left(N_{bs}^D \frac{V_{tb}}{V_{ts}} + N_{ss}^D \right) \left(N_{bb}^D + N_{sb}^D \frac{V_{ts}}{V_{tb}} \right) G_1(Y); \end{aligned}$$

$$\begin{aligned}
& + \frac{1}{m_t m_b} \left(N_{bs}^D \frac{V_{tb}}{V_{ts}} + N_{ss}^D \right) \left(N_{tt}^U + N_{tc}^U \frac{V_{cb}}{V_{tb}} \right) G_2(y) ; \\
C_9^{QH}(m_W) &= \frac{1}{m_t^2} \left(N_{bs}^D \frac{V_{tb}}{V_{ts}} + N_{ss}^D \right) \left(N_{bb}^D + N_{sb}^D \frac{V_{ts}}{V_{tb}} \right) H_1(y) ; \\
C_{10}^{QH}(m_W) &= \frac{1}{m_t^2} \left(N_{bs}^D \frac{V_{tb}}{V_{ts}} + N_{ss}^D \right) \left(N_{bb}^D + N_{sb}^D \frac{V_{ts}}{V_{tb}} \right) L_1(y) ;
\end{aligned} \tag{9}$$

where $x = m_t^2/m_W^2$ and $y = m_t^2/m_H^2$. In eqs. (8) and (9) we used the definition

$$U_{ij}^D = \frac{4G_F}{\sqrt{2}} U_{ij}^D : \tag{10}$$

The explicit forms of the Wilson coefficients $C_i^{(0)SM}(m_W)$ and the functions $F_{1(2)}(y)$, $G_{1(2)}(y)$, $H_1(y)$ and $L_1(y)$ can be found in Appendix A. Here we take the couplings U_{ij}^D as complex and neglect the contributions due to the neutral Higgs bosons which should be very small due to the discussion given in [26] (see also discussion part). Finally, the initial values of the Wilson coefficients can be defined as

$$C_i^{(0)2HDM}(m_W) = C_i^{(0)SM}(m_W) + C_i^{(0)H}(m_W) \tag{11}$$

Using these initial values, we can calculate the coefficients $C_i^{2HDM}(\mu)$ and $C_i^{QHDM}(\mu)$ at any lower scale in the effective theory with five quarks, namely $u; c; d; s; b$ and use the renormalization group to sum the large logarithms, similar to the SM case. In this process, Wilson coefficients $C_7^{2HDM}(\mu)$, $C_9^{2HDM}(\mu)$ and $C_{10}^{2HDM}(\mu)$ play the essential role and the others enter into expressions due to operator mixing.

The effective coefficient $C_7^{eff}(\mu)$ is defined as

$$\begin{aligned}
C_7^{eff}(\mu) &= C_7^{2HDM}(\mu) + Q_d (C_5^{2HDM}(\mu) + N_c C_6^{2HDM}(\mu)) ; \\
&+ Q_u \left(\frac{m_c}{m_b} C_{12}^{2HDM}(\mu) + N_c \frac{m_c}{m_b} C_{11}^{2HDM}(\mu) \right) ; \\
C_7^{QHDM}(\mu) &= C_7^{QHDM}(\mu) + Q_d (C_5^{QHDM}(\mu) + N_c C_6^{QHDM}(\mu)) \\
&+ Q_u \left(\frac{m_c}{m_b} C_{12}^{QHDM}(\mu) + N_c \frac{m_c}{m_b} C_{11}^{QHDM}(\mu) \right) :
\end{aligned} \tag{12}$$

Here the dependence to coefficients $C_i^{(0)2HDM}(\mu)$; $i = 5; 6; 11; 12$ comes from the contributions of the operators O_5, O_6, O_{11} and O_{12} (O_5^0, O_6^0, O_{11}^0 and O_{12}^0) to the leading order matrix element of $b \rightarrow s$ in the NDR scheme [18]. The NLO corrected coefficients $C_7^{2HDM}(\mu)$ and $C_7^{QHDM}(\mu)$ are given as

$$\begin{aligned}
C_7^{2HDM}(\mu) &= C_7^{LO, 2HDM}(\mu) + \frac{s(\mu)}{4} C_7^{(1)2HDM}(\mu) ; \\
C_7^{QHDM}(\mu) &= C_7^{LO, 2HDM}(\mu) + \frac{s(\mu)}{4} C_7^{(1)QHDM}(\mu) :
\end{aligned} \tag{13}$$

where the leading order QCD corrected Wilson coefficients $C_7^{\text{LO};2\text{HDM}}(\mu)$ and $C_7^{\text{LO};2\text{HDM}}(\mu)$ [15, 24, 25, 27]:

$$\begin{aligned} C_7^{\text{LO};2\text{HDM}}(\mu) &= \frac{16-23}{16-23} C_7^{2\text{HDM}}(m_W) + (8-3) \left(\frac{14-23}{16-23} \right) C_8^{2\text{HDM}}(m_W) \\ &\quad + C_2^{2\text{HDM}}(m_W) \sum_{i=1}^8 h_i a_i; \\ C_7^{\text{LO};2\text{HDM}}(\mu) &= \frac{16-23}{16-23} C_7^{2\text{HDM}}(m_W) + (8-3) \left(\frac{14-23}{16-23} \right) C_8^{2\text{HDM}}(m_W) \end{aligned} \quad (14)$$

and $\mu = m_W$, $C_7^{(1)2\text{HDM}}(\mu)$ is the μ correction to the leading order result that its explicit form can be found in [22, 28]. $C_7^{0(1)2\text{HDM}}(\mu)$ can be obtained by replacing the Wilson coefficients in $C_7^{(1)2\text{HDM}}(\mu)$ with their primed counterparts.

The Wilson coefficient $C_9^{\text{eff}}(\mu)$ ($C_9^{\text{eff}}(\mu)$) has contributions coming from the coefficients $C_1(\mu)$, $C_2(\mu)$, $C_3(\mu)$, ..., $C_6(\mu)$ ($C_1^0(\mu)$, $C_2^0(\mu)$, $C_3^0(\mu)$, ..., $C_6^0(\mu)$) due to the operator mixing. Therefore the perturbative part of $C_9^{\text{eff}}(\mu)$ [15, 25] and $C_9^{\text{eff}}(\mu)$ including NLO QCD corrections are defined in the NDR scheme as:

$$\begin{aligned} C_9^{\text{pert}}(\mu) &= C_9^{2\text{HDM}}(\mu) \sim (\hat{s}) \\ &\quad + h(z; \hat{s}) (3C_1(\mu) + C_2(\mu) + 3C_3(\mu) + C_4(\mu) + 3C_5(\mu) + C_6(\mu)) \\ &\quad + \frac{1}{2} h(1; \hat{s}) (4C_3(\mu) + 4C_4(\mu) + 3C_5(\mu) + C_6(\mu)) \\ &\quad + \frac{1}{2} h(0; \hat{s}) (C_3(\mu) + 3C_4(\mu)) + \frac{2}{9} (3C_3(\mu) + C_4(\mu) + 3C_5(\mu) + C_6(\mu)); \end{aligned} \quad (15)$$

and

$$\begin{aligned} C_9^{0\text{pert}}(\mu) &= C_9^{2\text{HDM}}(\mu) \sim (\hat{s}) \\ &\quad + h(z; \hat{s}) (3C_1^0(\mu) + C_2^0(\mu) + 3C_3^0(\mu) + C_4^0(\mu) + 3C_5^0(\mu) + C_6^0(\mu)) \\ &\quad + \frac{1}{2} h(1; \hat{s}) (4C_3^0(\mu) + 4C_4^0(\mu) + 3C_5^0(\mu) + C_6^0(\mu)) \\ &\quad + \frac{1}{2} h(0; \hat{s}) (C_3^0(\mu) + 3C_4^0(\mu)) + \frac{2}{9} (3C_3^0(\mu) + C_4^0(\mu) + 3C_5^0(\mu) + C_6^0(\mu)); \end{aligned} \quad (16)$$

where $z = \frac{m_c}{m_b}$ and $\hat{s} = \frac{\alpha_s^2}{m_b^2}$. In the above expression $\sim(\hat{s})$ represents the one gluon correction to the matrix element O_9 with $m_s = 0$ [25] and the function $h(z; \hat{s})$ arises from the one loop contributions of the four quark operators $O_1; \dots; O_6$ ($O_1^0; \dots; O_6^0$) (see Appendix B). There exist also the long distance (LD) part due to the rescattering in the intermediate states, i.e. the cascade process $B \rightarrow K_i \rightarrow K_i^* \rightarrow l$ where $i = 1; \dots; 6$. Using a Breit-Wigner form of the resonance propagator [10, 27], and adding this contribution to the perturbative one coming from the cc

loop, the NLO QCD corrected $C_9^{\text{eff}}(\mu)$ can be written as:

$$C_9^{\text{eff}}(\mu) = C_9^{\text{pert}}(\mu) + Y_{\text{reson}}(\mu); \quad (17)$$

where $Y_{\text{reson}}(\mu)$ in NDR scheme is defined as

$$Y_{\text{reson}}(\mu) = \frac{3}{2} \sum_{V_i} \frac{(V_i!) m_{V_i}}{q^2 m_{V_i} + i m_{V_i} \epsilon} (3C_1(\mu) + C_2(\mu) + 3C_3(\mu) + C_4(\mu) + 3C_5(\mu) + C_6(\mu)); \quad (18)$$

For the expression $C_9^{\text{eff}}(\mu)$, it is enough to replace all unprimed coefficients with primed ones. In eq. (18) the phenomenological parameter $\epsilon = 2.3$ is chosen [12]. The NLO corrected coefficients C_i ; $i = 1, \dots, 6$ can be found in [22, 28].

Finally, neglecting the strange quark mass, the matrix element for $b \rightarrow s^+ \ell^-$ decay is obtained as:

$$\begin{aligned} M &= \frac{G_F}{\sqrt{2}} V_{tb} V_{ts}^* \left(C_9^{\text{eff}}(\mu) s \ell^+ b + C_9^{\text{eff}}(\mu) s \ell^+ b \right) \\ &+ (C_{10}(\mu) s \ell^+ b + C_{10}^0(\mu) s \ell^+ b) \gamma_5 \\ &+ 2 C_7^{\text{eff}}(\mu) \frac{m_b}{q^2} s i \not{q} (1 + \gamma_5) b + C_7^{\text{eff}}(\mu) \frac{m_b}{q^2} s i \not{q} (1 - \gamma_5) b; \end{aligned} \quad (19)$$

To look at the problem from the hadronic side, the $B \rightarrow K \ell^+ \ell^-$ decay, it is necessary to calculate the matrix elements $\langle K | j_5 | B \rangle$, and $\langle K | j_i | B \rangle$. Using the parametrization of the form factors as in [29], the matrix element of the $B \rightarrow K \ell^+ \ell^-$ decay is obtained as [30]:

$$\begin{aligned} M &= \frac{G_F}{\sqrt{2}} V_{tb} V_{ts}^* \left(2A_{\text{tot}} \not{p}_K \not{q} + iB_{1\text{tot}} \not{q} + iB_{2\text{tot}}(q) (\not{p}_B + \not{p}_K) + iB_{3\text{tot}}(q) \not{q} \right) \\ &+ 2C_{\text{tot}} \not{p}_K \not{q} + iD_{1\text{tot}} \not{q} + iD_{2\text{tot}}(q) (\not{p}_B + \not{p}_K) + iD_{3\text{tot}}(q) \not{q}; \end{aligned} \quad (20)$$

where ϵ is the polarization vector of K meson, p_B and p_K are four momentum vectors of B and K mesons, $q = p_B - p_K$. A_{tot} , C_{tot} , $B_{i\text{tot}}$, and $D_{i\text{tot}}$ $i = 1, 2, 3$ are functions of Wilson coefficients and form factors of the relevant process. Their explicit forms are given in Appendix C.

Now we are ready to calculate the CP-violating asymmetry for the given process. The complex Yukawa couplings are the possible source of CP violation in the model III for the decay $B \rightarrow K \ell^+ \ell^-$. In our theoretical calculations we expect that the neutral Higgs effects on the Wilson coefficient C_7^{eff} is suppressed and we neglect all the Yukawa couplings, except

$\frac{U}{N_{tt}}$ and $\frac{D}{N_{bb}}$ (see discussion part). Therefore, in model III, the only detectable CP violating effect comes from the combination $\frac{U}{N_{tt}} \frac{D}{N_{bb}}$, appears in the Wilson coefficient C_7^{eff} . Using the definition of CP-violating asymmetry (A_{CP})

$$A_{CP} = \frac{\frac{d(B_s \rightarrow K e^+ e^-)}{dq^2} - \frac{d(B_s \rightarrow K e^+ e^-)}{dq^2}}{\frac{d(B_s \rightarrow K e^+ e^-)}{dq^2} + \frac{d(B_s \rightarrow K e^+ e^-)}{dq^2}} : \quad (21)$$

we get

$$A_{CP} = -2\text{Im}(\alpha_2) \frac{\text{Im}(C_9^{\text{eff}}(m_b)) P_1}{\text{Re}(\alpha_2) [2(P_1 + 2P_2) \text{Re}(C_9^{\text{eff}}(m_b)) + \dots]} : \quad (22)$$

In eq. (22) we use the parametrization

$$C_7^{\text{eff}}(\alpha_s) = P_1(\alpha_s) \alpha_s^2 + P_2(\alpha_s) ; \quad (23)$$

where α_s is

$$\alpha_s = \frac{1}{m_t m_b} j_{tt}^U j_{bb}^D j_e^i \quad (24)$$

Note that, here, we choose $\frac{U}{N_{tt}}$ as real and $\frac{D}{N_{bb}}$ as complex, namely $\frac{D}{N_{bb}} = j_{bb}^D j_e^i$ (see discussion). Functions $P_1(\alpha_s)$ and $P_2(\alpha_s)$ can be written as the combinations of LO and NLO part, namely,

$$\begin{aligned} P_1(\alpha_s) &= P_1^{\text{LO}}(\alpha_s) + P_1^{\text{NLO}}(\alpha_s) ; \\ P_2(\alpha_s) &= P_2^{\text{LO}}(\alpha_s) + P_2^{\text{NLO}}(\alpha_s) ; \end{aligned} \quad (25)$$

and

$$\begin{aligned} P_1^{\text{LO}}(\alpha_s) &= {}^{16=23}F_2(y) + \frac{8}{3} ({}^{14=23}G_2(y) + {}^{16=23}G_2(y)) \\ P_2^{\text{LO}}(\alpha_s) &= {}^{16=23}[\mathbb{C}_7^{\text{SM}}(m_W) + \frac{j_{tt}^U j_{bb}^D}{m_t^2} F_1(y)] \\ &+ \frac{8}{3} ({}^{14=23}[\mathbb{C}_8^{\text{SM}}(m_W) + \frac{j_{tt}^U j_{bb}^D}{m_t^2} G_1(y)] \\ &+ Q_d(\mathbb{C}_5^{\text{LO}}(\alpha_s) + N_c \mathbb{C}_6^{\text{LO}}(\alpha_s)) + Q_u(\frac{m_c}{m_b} \mathbb{C}_{12}^{\text{LO}}(\alpha_s) + N_c \frac{m_c}{m_b} \mathbb{C}_{11}^{\text{LO}}(\alpha_s)) \\ &+ \mathbb{C}_2(m_W) \sum_{i=1}^8 h_i \alpha_i \end{aligned} \quad (26)$$

$P_1^{\text{NLO}}(\alpha_s)$ is calculated by extracting the coefficient of α_s^2 in the expression $\frac{s(\alpha_s)}{4} C_7^{(1)2\text{HDM}}(\alpha_s)$. Similarly, $P_2^{\text{NLO}}(\alpha_s)$ is obtained by setting $\alpha_s = 0$ in the same expression. Finally, the functions

and are defined as

$$\begin{aligned}
&= \frac{T_2 s}{3q^2 r(1 + \frac{P}{r})} A_2 (1 - 3r + s) + A_1 (1 + \frac{P}{r})^2 (1 - 12r(r - 1)) \\
&+ \frac{T_3}{3m_B^2 r(1 + \frac{P}{r})(r - 1)} A_2 + A_1 (1 + \frac{P}{r})^2 (1 + r + s) - \frac{8T_1 V s}{3q^2 (1 + \frac{P}{r})} ; \\
&= \frac{\mathcal{J}_9^{\text{eff}} \mathcal{J}^2 + \mathcal{J}_{10} \mathcal{J}^2}{6m_B m_B (1 + \frac{P}{r})^2 r} (2A_1 A_2 (1 + \frac{P}{r})^2 (1 + r + s) + A_1^2 (1 + \frac{P}{r})^4 (1 + 12rs) \\
&+ A_2^2 + 8rsV^2 \\
&+ 8(P_1 + P_2)P_2 \frac{8m_B m_B}{3q^4} T_1^2 s + \frac{m_B m_B}{3q^4 r} T_2^2 [(1 - 4r + s) + 12r(r - 1)^2] s \\
&+ \frac{m_B}{3m_B^3 r(1 + r)^2} T_3^2 \\
&+ \frac{2m_B}{3m_B q^2 r(1 + r)} s(1 - s + 3r) T_2 T_3
\end{aligned} \tag{27}$$

3 Discussion

Model III induces many free parameters, namely, complex Yukawa couplings, $U_{ij}^{\text{U,D}}$ where i, j are flavor indices, masses of charged and neutral Higgs bosons. These parameters should be restricted using the experimental measurements. The contributions of the neutral Higgs bosons h_0 and A_0 to the Wilson coefficient C_7^{eff} (see the appendix of [26] for details) are not in contradiction with the CLEO measurement announced recently [32],

$$\text{Br}(B \rightarrow X_s \gamma) = (3.15 \pm 0.35 \pm 0.32) 10^{-4} ; \tag{28}$$

if the couplings $D_{N,js}^{\text{D}}$ ($i = d; s; b$) and $D_{N,db}^{\text{D}}$ are negligible. Further, using the constraints [33], coming from the $F = 2$ mixing, the parameter [31], and the measurement by CLEO Collaboration, we have : $\mathcal{J}_{N,tc}^{\text{U}} \ll \mathcal{J}_{N,tt}^{\text{U}}$; $D_{N,bb}^{\text{D}}$ and $D_{N,ib}^{\text{D}} = 0$; $D_{N,ij}^{\text{D}} = 0$, where the indices i, j denote d and s quarks. These restrictions allow us to neglect all the couplings except $\mathcal{J}_{N,tt}^{\text{U}}$ and $D_{N,bb}^{\text{D}}$. With this choice, we can cancel the contributions coming from primed Wilson coefficients eq.(9) and the neutral Higgs bosons since the Yukawa vertices are combinations of $D_{N,sb}^{\text{D}}$ and $D_{N,ss}^{\text{D}}$. Finally, only the multiplication of Yukawa couplings, $\mathcal{J}_{N,tt}^{\text{U}} D_{N,bb}^{\text{D}}$ and $\mathcal{J}_{N,tt}^{\text{U}} \mathcal{J}^2$ appear in the Wilson coefficients (see eq. 8). At this stage it is possible to define a new parameter with the expression

$$\mathcal{J}_{N,tt}^{\text{U}} D_{N,bb}^{\text{D}} = \mathcal{J}_{N,tt}^{\text{U}} D_{N,bb}^{\text{D}} \mathcal{P}^i \tag{29}$$

Here, it is possible to take both $\frac{U}{N_{tt}}$ and $\frac{D}{N_{bb}}$ or any one of them complex. In our work, we choose $\frac{U}{N_{tt}}$ as real and $\frac{D}{N_{bb}}$ as complex, namely $\frac{D}{N_{bb}} = j_{N_{bb}}^D j e^i$.

The phase angle δ leads to a substantial enhancement in neutron electric dipole moment and the experimental upper limit on neutron electric dipole moment $d_n < 10^{-25} e \text{ cm}$ thus places a upper bound on the couplings: $\frac{1}{m_{tb}} \text{Im} \left(\frac{U}{N_{tt}} \frac{D}{N_{bb}} \right) < 1.0$ for $M_H = 200 \text{ GeV}$ [20].

In this section, we study the q^2 dependencies of the CP asymmetry A_{CP} of the decay $B \rightarrow K^* l^+ l^-$ for the selected parameters of the model III ($\frac{U}{N_{tt}}$, $\frac{D}{N_{bb}}$ and phase angle δ). In our analysis, we restricted j_7^{eff} in the region $0.257 \leq j_7^{\text{eff}} \leq 0.439$ coming from CLEO measurement [32]. Here upper and lower limits were calculated in [33] following the procedure given in [23]. With this restriction, an allowed region for the parameters $\frac{U}{N_{tt}}$, $\frac{D}{N_{bb}}$ and δ , is found. Our numerical calculations based on this restriction and the constraint for the angle δ due to the experimental upper limit of neutron electric dipole moment. Throughout these calculations, we take the charged Higgs mass $m_H = 400 \text{ GeV}$, the scale $\mu = m_b$ and we use the input values given in Table (1).

Parameter	Value
m_c	1.4 (GeV)
m_b	4.8 (GeV)
$\frac{1}{\alpha_{em}}$	129
$\tan \beta$	0.04
m_{B_d}	5.28 (GeV)
m_t	175 (GeV)
m_W	80.26 (GeV)
m_Z	91.19 (GeV)
$Q_{CD}^s(m_Z)$	0.214 (GeV)
$\sin \theta_W$	0.2325

Table 1: The values of the input parameters used in the numerical calculations.

In Fig. 1 we plot A_{CP} of the decay $B \rightarrow K^* l^+ l^-$ with respect to the dilepton mass square, q^2 , for $\frac{D}{N_{bb}} = 40m_b$, $\sin \delta = 0.1$ and $C_7^{\text{eff}} > 0$, in the case where the ratio $j_{tb} = \frac{j_{N_{tt}}^U}{j_{N_{bb}}^D} < 1$: A_{CP} is restricted in the narrow region bounded by solid lines, which almost coincide, especially for the values of q^2 far from resonances. Up to the value $q^2 = 8 \text{ GeV}^2$ A_{CP} is negative, however it changes sign almost at $q^2 = 9 \text{ GeV}^2$. In Fig. 2, we present the same dependence as in Fig. 1 for $C_7^{\text{eff}} < 0$. Here, A_{CP} lies in the region bounded by solid lines and it can change sign for any q^2 value. In both cases, $C_7^{\text{eff}} > 0$ and $C_7^{\text{eff}} < 0$, A_{CP} is small, at order of 10^{-3} in the region far from resonances. Fig. 3 (4) show the same dependence like Fig. 1 (2), but for $\sin \delta = 0.5$.

A_{CP} behaves similar to \sin case, however it increases almost 5 times compared to former one. Further, the restriction region for A_{CP} becomes broader. We also show the q^2 dependence of A_{CP} for $\sin = 0.9$ (withouth LD effects) in g. 5(6) for $C_7^{eff} < 0$. It should be noted that, for $C_7^{eff} > 0$, $\sin = 0.9$ does not obey the restriction coming from the limit on neutron electric dipole moment, namely $\frac{1}{m_t m_b} \text{Im} \left(\frac{U_{Ntt}}{N_{tt}} \frac{D_{Nbb}}{N_{bb}} \right) < 1.0$. However, this restriction is still satisfied for $C_7^{eff} < 0$ (g. 5 and 6), since the ratio $\left| \frac{U_{Ntt}}{N_{tt}} \frac{D_{Nbb}}{N_{bb}} \right|$ is small enough. Finally, for the case $|x_{tb}| > 1$, \sin should be very small to satisfy the neutron electric dipole moment restriction and A_{CP} almost vanishes ($\sim 10^{-11}$). Now, we present the average A_{CP} , \bar{A}_{CP} , for three different phase angles ($\sin = 0.1; 0.5; 0.9$) in two different dilepton mass regions (Table 2).

\sin	$C_7^{eff} > 0$		$C_7^{eff} < 0$		q^2 regions
0.1	$3.32 \cdot 10^{-3}$	A_{CP}	$3.35 \cdot 10^{-3}$	A_{CP}	I
	$3.16 \cdot 10^{-3}$	A_{CP}	$3.75 \cdot 10^{-3}$	A_{CP}	II
0.5	$1.68 \cdot 10^{-2}$	A_{CP}	$1.66 \cdot 10^{-2}$	A_{CP}	I
	$1.43 \cdot 10^{-2}$	A_{CP}	$1.82 \cdot 10^{-2}$	A_{CP}	II
0.9			$1.49 \cdot 10^{-2}$	A_{CP}	I
			$1.46 \cdot 10^{-2}$	A_{CP}	II

Table 2: The average asymmetry A_{CP} for regions I ($1 \text{ GeV}^2 \leq q^2 \leq m_{J/\psi} = 20 \text{ MeV}$) and II ($m_{J/\psi} + 20 \text{ MeV} \leq q^2 \leq m_{\phi} = 20 \text{ MeV}$)

Figs. 7 and 8 are devoted to \sin dependence of A_{CP} with LD effects for $q^2 = 10 \text{ GeV}^2$ and $q^2 = 15 \text{ GeV}^2$ respectively. Here, A_{CP} lies in the region bounded by solid lines for $C_7^{eff} > 0$ or by dashed lines for $C_7^{eff} < 0$. It is interesting that the lower bound of the region for $C_7^{eff} > 0$ coincides with the upper bound of the region for $C_7^{eff} < 0$, at almost $\sin = 0.8$. Decreasing \sin causes to decrease A_{CP} as expected and it makes the restricted region narrower, for both $C_7^{eff} < 0$ and $C_7^{eff} > 0$. Further, for $q^2 = 10 \text{ GeV}^2$ and $q^2 = 15 \text{ GeV}^2$, A_{CP} is positive for $C_7^{eff} > 0$. However it can have negative values for $C_7^{eff} < 0$. This is informative in the determination of the sign of C_7^{eff} .

In conclusion, we analyse the dependency of A_{CP} on q^2 and \sin using the restrictions for the model III parameters $\frac{U_{Ntt}}{N_{tt}}; \frac{D_{Nbb}}{N_{bb}}$, \sin and we calculate the average CP-asymmetry A_{CP} in two different dilepton mass regions, for the decay $B \rightarrow K^+ l^- l^-$.

Now we would like to summarize the main points of our results:

For $|x_{tb}| < 1$ and $C_7^{eff} > 0$, increasing \sin causes to increase $|A_{CP}|$ and the area of the restriction region. In this case, A_{CP} changes sign at the q^2 value, $q^2 \approx 9 \text{ GeV}^2$.

For $j_{\text{bb}} < 1$ and $C_7^{\text{eff}} < 0$ the restriction region becomes broader with increasing $\sin \theta$, however A_{CP} can be very small and even vanish for any value of q^2 .

For the case $j_{\text{bb}} \gg 1$, A_{CP} almost vanishes ($\sim 10^{-11}$) since $\sin \theta$ should be very small due to the restriction coming from the limit on neutron electric dipole moment.

Therefore, if A_{CP} is not observed for the relevant process, it is still possible to have physics beyond the SM, here the general 2HDM with $j_{\text{bb}} < 1$, $C_7^{\text{eff}} < 0$ or $j_{\text{bb}} \gg 1$.

For the fixed value of q^2 , $q^2 = 10 \text{ GeV}^2$ (or $q^2 = 15 \text{ GeV}^2$), C_7^{eff} can have both signs if A_{CP} is measured as positive. However, if A_{CP} is negative, C_7^{eff} will be negative. This shows that the measurement of A_{CP} for fixed q^2 gives information about the sign of C_7^{eff} , which is an interesting result.

Therefore, the experimental investigation of A_{CP} ensures a crucial test for new physics and also the sign of C_7^{eff} .

Appendix

A The Wilson coefficients in the SM and the functions appear in these coefficients

The initial values of the Wilson coefficients for the relevant process in the SM are [7]

$$\begin{aligned}
 C_{1;3;\dots;6;11;12}^{\text{SM}}(m_W) &= 0 ; \\
 C_2^{\text{SM}}(m_W) &= 1 ; \\
 C_7^{\text{SM}}(m_W) &= \frac{3x^3 - 2x^2}{4(x-1)^4} \ln x + \frac{8x^3 - 5x^2 + 7x}{24(x-1)^3} ; \\
 C_8^{\text{SM}}(m_W) &= \frac{3x^2}{4(x-1)^4} \ln x + \frac{x^3 + 5x^2 + 2x}{8(x-1)^3} ; \\
 C_9^{\text{SM}}(m_W) &= \frac{1}{\sin^2 \theta_W} B(x) + \frac{1 - 4 \sin^2 \theta_W}{\sin^2 \theta_W} C(x) - D(x) + \frac{4}{9} ; \\
 C_{10}^{\text{SM}}(m_W) &= \frac{1}{\sin^2 \theta_W} (B(x) - C(x)) ;
 \end{aligned} \tag{30}$$

and the primed ones are

$$C_{1';\dots;12'}^{\text{SM}}(m_W) = 0 ; \tag{31}$$

The functions appear in these coefficients are

$$\begin{aligned}
 B(x) &= \frac{1}{4} \frac{x}{x-1} + \frac{x}{(x-1)^2} \ln x ; \\
 C(x) &= \frac{x}{4} \frac{x-2}{x-1} + \frac{3x-2}{(x-1)^2} \ln x ; \\
 D(x) &= \frac{19x^3-36+25x^2=36}{(x-1)^3} + \frac{x^4=6+5x^3=3}{(x-1)^4} \frac{3x^2+16x=9}{4=9} \ln x ;
 \end{aligned} \tag{32}$$

and in the coefficients $C_i^{(\text{QH})}$ (eqs. (8) and (9)) are

$$\begin{aligned}
 F_1(y) &= \frac{y(7-5y-8y^2)}{72(y-1)^3} + \frac{y^2(3y-2)}{12(y-1)^4} \ln y ; \\
 F_2(y) &= \frac{y(5y-3)}{12(y-1)^2} + \frac{y(-3y+2)}{6(y-1)^3} \ln y ; \\
 G_1(y) &= \frac{y(-y^2+5y+2)}{24(y-1)^3} + \frac{y^2}{4(y-1)^4} \ln y ;
 \end{aligned}$$

$$\begin{aligned}
G_2(y) &= \frac{y(y-3)}{4(y-1)^2} + \frac{y}{2(y-1)^3} \ln y; \\
H_1(y) &= \frac{1-4\sin^2_w}{\sin^2_w} \frac{xy}{8} \frac{1}{y-1} - \frac{1}{(y-1)^2} \ln y - y \frac{47y^2-79y+38}{108(y-1)^3} - \frac{3y^3-6y+4}{18(y-1)^4} \ln y; \\
L_1(y) &= \frac{1}{\sin^2_w} \frac{xy}{8} \frac{1}{y-1} + \frac{1}{(y-1)^2} \ln y;
\end{aligned} \tag{33}$$

B The functions which appear in the Wilson coefficients C_9^{eff} and C_9^{eff}

The function which represents the one gluon correction to the matrix element O_9 is [25]

$$\tilde{\ell}(\hat{s}) = 1 + \frac{s(\hat{s})}{\ell(\hat{s})}; \tag{34}$$

and

$$\begin{aligned}
\ell(\hat{s}) &= \frac{2}{9} \ell^2 - \frac{4}{3} \text{Li}_2(\hat{s}) - \frac{2}{3} \ln \hat{s} \ln(1-\hat{s}) - \frac{5+4\hat{s}}{3(1+2\hat{s})} \ln(1-\hat{s}) \\
&\quad - \frac{2\hat{s}(1+\hat{s})(1-2\hat{s})}{3(1-\hat{s})^2(1+2\hat{s})} \ln \hat{s} + \frac{5+9\hat{s}-6\hat{s}^2}{6(1-\hat{s})(1+2\hat{s})};
\end{aligned} \tag{35}$$

$h(z; \hat{s})$ arises from the one loop contributions of the four quark operators O_1, \dots, O_6 (O_1^0, \dots, O_6^0)

$$\begin{aligned}
h(z; \hat{s}) &= \frac{8}{9} \ln \frac{m_b}{m_c} - \frac{8}{9} \ln z + \frac{8}{27} + \frac{4}{9} x \\
&\quad - \frac{2}{9} (2+x) \ln x - \frac{1}{9} \ln \frac{1-x+1}{1-x-1} \quad \text{for } x = \frac{4z^2}{\hat{s}} < 1; \\
&\quad - \frac{2}{9} \ln \frac{1}{x-1} \quad \text{for } x = \frac{4z^2}{\hat{s}} > 1;
\end{aligned} \tag{36}$$

$$h(0; \hat{s}) = \frac{8}{27} - \frac{8}{9} \ln \frac{m_b}{m_c} - \frac{4}{9} \ln \hat{s} + \frac{4}{9} i; \tag{37}$$

where $z = \frac{m_c}{m_b}$ and $\hat{s} = \frac{q^2}{m_b^2}$.

C The form factors for the decay $B \rightarrow K l^+ l^-$

The structure functions appear in eq. (20) are

$$\begin{aligned}
A_{\text{tot}} &= A + A^0; \\
B_{1\text{tot}} &= B_1 + B_1^0; \\
B_{2\text{tot}} &= B_2 + B_2^0; \\
B_{3\text{tot}} &= B_3 + B_3^0;
\end{aligned}$$

$$\begin{aligned}
C_{\text{tot}} &= C + C^0; \\
D_{1\text{tot}} &= D_1 + D_1^0; \\
D_{2\text{tot}} &= D_2 + D_2^0; \\
D_{3\text{tot}} &= D_3 + D_3^0 :
\end{aligned} \tag{38}$$

Here

$$\begin{aligned}
A &= C_9^{\text{eff}} \frac{V}{m_B + m_K} - 4C_7^{\text{eff}} \frac{m_b}{q^2} T_1; \\
B_1 &= C_9^{\text{eff}} (m_B + m_K) A_1 - 4C_7^{\text{eff}} \frac{m_b}{q^2} (m_B^2 - m_K^2) T_2; \\
B_2 &= C_9^{\text{eff}} \frac{A_2}{m_B + m_K} - 4C_7^{\text{eff}} \frac{m_b}{q^2} T_2 + \frac{q^2}{m_B^2 - m_K^2} T_3; \\
B_3 &= C_9^{\text{eff}} \frac{2m_K}{q^2} (A_3 - A_0) + 4C_7^{\text{eff}} \frac{m_b}{q^2} T_3; \\
C &= C_{10} \frac{V}{m_B + m_K}; \\
D_1 &= C_{10} (m_B + m_K) A_1; \\
D_2 &= C_{10} \frac{A_2}{m_B + m_K}; \\
D_3 &= C_{10} \frac{2m_K}{q^2} (A_3 - A_0);
\end{aligned} \tag{39}$$

and

$$\begin{aligned}
A^0 &= C_9^{\text{eff}} \frac{V}{m_B + m_K} - 4C_7^{\text{eff}} \frac{m_b}{q^2} T_1; \\
B_1^0 &= C_9^{\text{eff}} (m_B + m_K) A_1 + 4C_7^{\text{eff}} \frac{m_b}{q^2} (m_B^2 - m_K^2) T_2; \\
B_2^0 &= C_9^{\text{eff}} \frac{A_2}{m_B + m_K} + 4C_7^{\text{eff}} \frac{m_b}{q^2} T_2 + \frac{q^2}{m_B^2 - m_K^2} T_3; \\
B_3^0 &= C_9^{\text{eff}} \frac{2m_K}{q^2} (A_3 - A_0) - 4C_7^{\text{eff}} \frac{m_b}{q^2} T_3; \\
C^0 &= C_{10}^0 \frac{V}{m_B + m_K}; \\
D_1^0 &= C_{10}^0 (m_B + m_K) A_1; \\
D_2^0 &= C_{10}^0 \frac{A_2}{m_B + m_K}; \\
D_3^0 &= C_{10}^0 \frac{2m_K}{q^2} (A_3 - A_0);
\end{aligned} \tag{40}$$

We use the q^2 dependent expression which is calculated in the framework of light-cone QCD

sum rules in [34] to calculate the hadronic form factors V ; A_1 ; A_2 ; A_0 ; T_1 ; T_2 and T_3 :

$$F(q^2) = \frac{F(0)}{1 - a_F \frac{q^2}{m_B^2} + b_F (\frac{q^2}{m_B^2})^2}; \quad (41)$$

where the values of parameters $F(0)$, a_F and b_F are listed in Table 3.

	$F(0)$		a_F	b_F
A_1	0.34	0.05	0.60	0.023
A_2	0.28	0.04	1.18	0.281
V	0.46	0.07	1.55	0.575
T_1	0.19	0.03	1.59	0.615
T_2	0.19	0.03	0.49	0.241
T_3	0.13	0.02	1.20	0.098

Table 3: The values of parameters existing in eq.(41) for the various form factors of the transition $B \rightarrow K$.

References

- [1] J.L.Hewett, in Proc.of the 21st Annual SLAC Summer Institute, ed.L.De Porcel and C.Dunwoode, SLAC-PUB-6521 (1994)
- [2] M.S.Alam et.al.CLEO Collaboration, Phys.Rev.Lett. 74 (1995) 2885;
- [3] R.Ammar et.al.CLEO Collaboration, Phys.Rev.Lett. 71 (1993) 674.
- [4] W.-S.Hou, R.S.Willey and A.Soni, Phys.Rev.Lett. 58 (1987) 1608.
- [5] N.G.Deshpande and J.Trampetic, Phys.Rev.Lett. 60 (1988) 2583.
- [6] C.S.Lin, T.Morozumi and A.I.Sanda, Phys.Lett.B 218 (1989) 343.
- [7] B.Grinstein, M.J.Savage and M.B.Wise, Nucl.Phys.B 319 (1989) 271.
- [8] C.Domínguez, N.Paver and Riazuddin, Phys.Lett.B 214 (1988) 459.
- [9] N.G.Deshpande, J.Trampetic and K.Ponose, Phys.Rev.D 39 (1989) 1461.
- [10] P.J.O'Donnell and H.K.Tung, Phys.Rev.D 43 (1991) 2067.
- [11] N.Paver and Riazuddin, Phys.Rev.D 45 (1992) 978.

- [12] A .A li, T .M annel and T .M orozumi, Phys. Lett. B 273 (1991) 505.
- [13] A .A li, G .F .G iudice and T .M annel, Z .Phys. C 67 (1995) 417.
- [14] C .G reub, A .Ioannissian and D .W yler, Phys. Lett. B 346 (1995) 145;
D .Liu Phys. Lett. B 346 (1995) 355;
G .Burdman, Phys. Rev. D 52 (1995) 6400;
Y .Okada, Y .Shimizu and M .Tanaka Phys. Lett. B 405 (1997) 297.
- [15] A .J .Buras and M .M unz, Phys. Rev. D 52 (1995) 186.
- [16] N .G .Deshpande, X .-G .He and J .Trampetic, Phys. Lett. B 367 (1996) 362.
- [17] W .Jaus and D .W yler, Phys. Rev. D 41 (1990) 3405.
- [18] T .M .A liev, E .Iltan hep-ph/ 9804458 (1998).
- [19] L .W olfenstein and Y .L .W u, Phys. Rev. Lett. 73 (1994) 2809.
- [20] D .B .Chao, K .Cheung and W .Y .Keung, hep-ph/ 98011235 (1998).
- [21] D .Atwood, L .Reina and A .Soni, Phys. Rev. D 53 (1996) 119.
- [22] M .Ciuchini, G .Degrassi, P .Gambino and G .I .G iudice, Nucl. Phys. B 527 (1998) 21.
- [23] T .M .A liev, G .Hiller and E .O .Iltan, Nucl. Phys. B 515 (1998) 321.
- [24] B .Grinstein, R .Springer, and M .W ise, Nuc. Phys. B 339 (1990) 269; R .Grigjanis, P .J .
O'Donnel, M .Sutherland and H .Navelet, Phys. Lett. B 213 (1988) 355; Phys. Lett. B 286
(1992) E , 413; G .Cella, G .Curci, G .Ricciardi and A .Vicere, Phys. Lett. B 325 (1994) 227,
Nucl. Phys. B 431 (1994) 417.
- [25] M .Misiak, Nucl. Phys. B 393 (1993) 23, Erratum B 439 (1995) 461.
- [26] T .M .A liev, and E .Iltan, Phys. Rev. D 58 (1998) 095014.
- [27] A .I .Vainshtein, V .I .Zakharov, L .B .Okun and M .A .Shifman,
Sov. J. Nucl. Phys. 24 (1976) 427.
- [28] F .M .Borzumati and C .G reub, Phys. Rev. D 58 (1998) 0784004
- [29] P .Colangelo, F .DeFazio, P .Santorelli and E .Scrimieri, Phys. Rev. D 53 (1996) 3672.

- [30] T.M. Aliev, A. Ozpineci and M. Savc , Phys. Rev. D 56 (1997) 4260.
- [31] D. Atwood, L. Reina and A. Soni, Phys. Rev. D 55 (1997) 3156.
- [32] M.S. Alam Collaboration, to appear in ICHEP 98 Conference (1998)
- [33] T.M. Aliev, E. Ilhan hep-ph/ 9803272 (1998).
- [34] P. Ball and V. Braun, Phys. Rev. D 57 (1998) 4260.

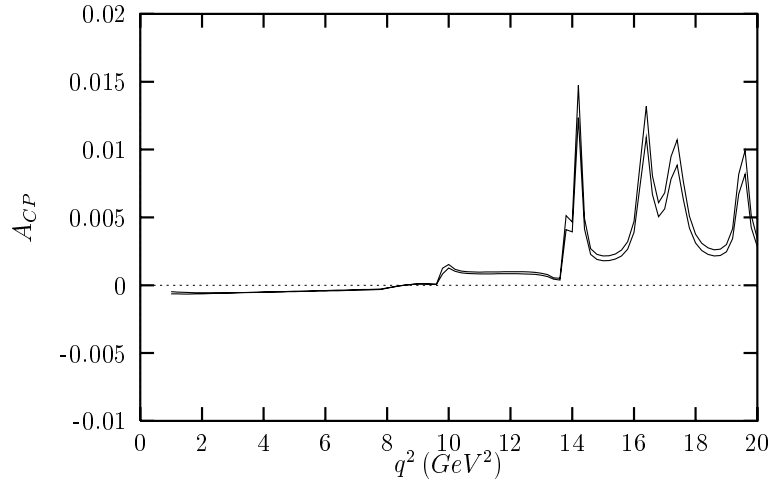


Figure 1: A_{CP} as a function of q^2 for fixed $\frac{D}{N}_{\text{tb}} = 40m_b$ in the region $|x_{\text{tb}}| < 1$, at the scale $\mu = m_b$, for $C_7^{\text{eff}} > 0$ and $\sin \delta = 0.1$, including LD effects. Here A_{CP} is restricted in the region bounded by solid lines .

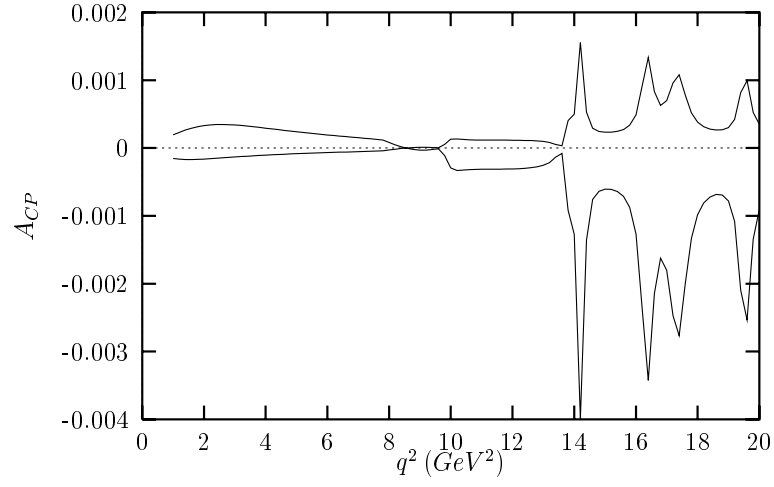


Figure 2: The same as Fig 1, but for $C_7^{\text{eff}} < 0$.

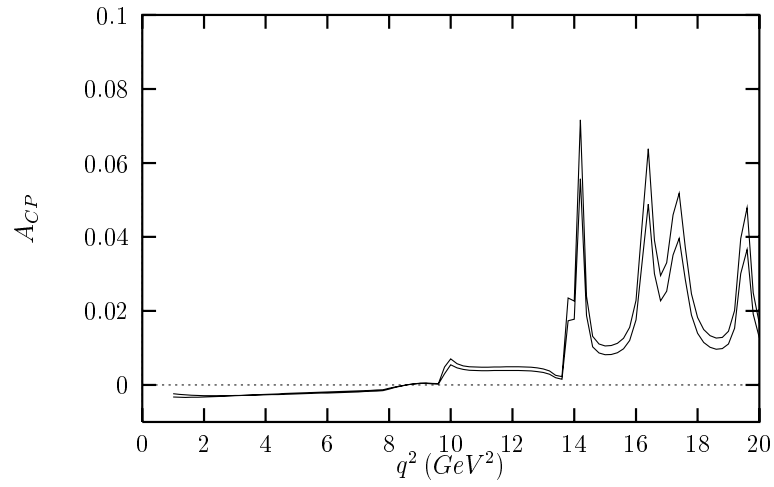


Figure 3: The same as Fig 1, but for $\sin \delta = 0.5$.

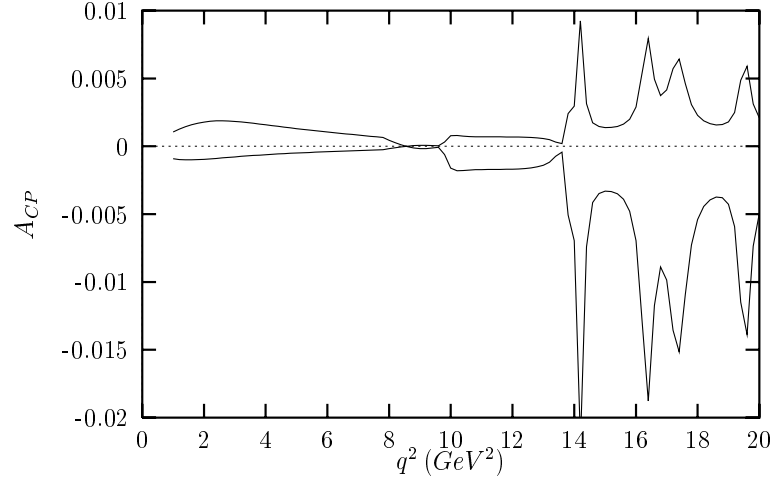


Figure 4: The same as Fig 2, but for $\sin \delta = 0.5$.

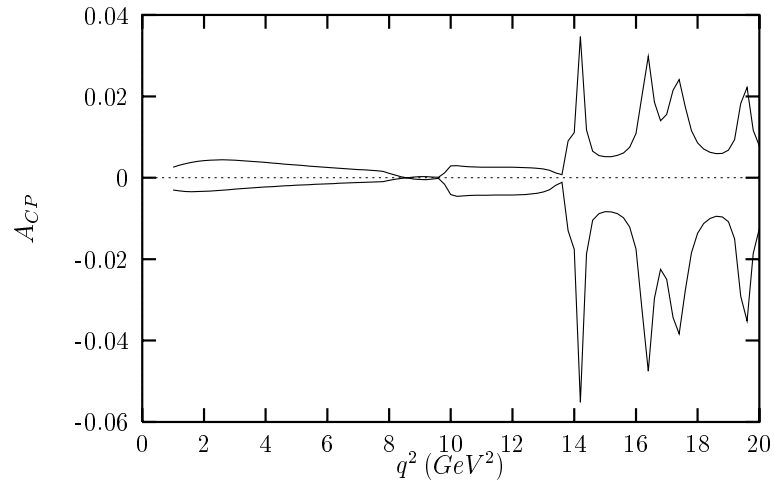


Figure 5: The same as Fig 2, but for $\sin \delta = 0.9$.

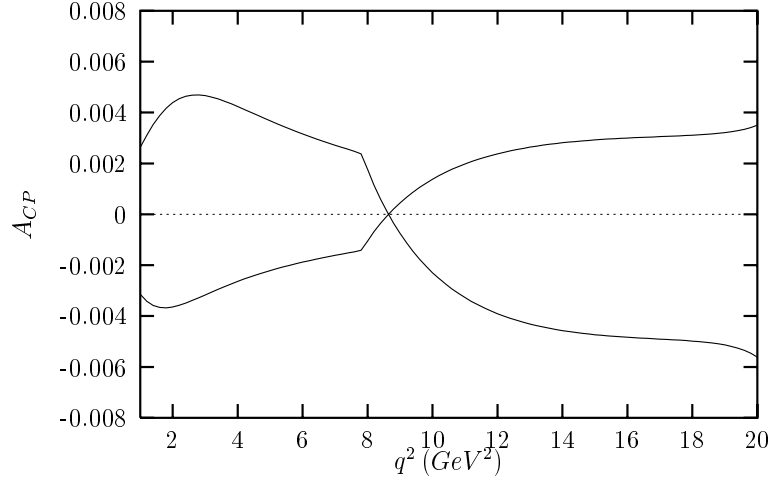


Figure 6: The same as Fig 5, but without LD effects.

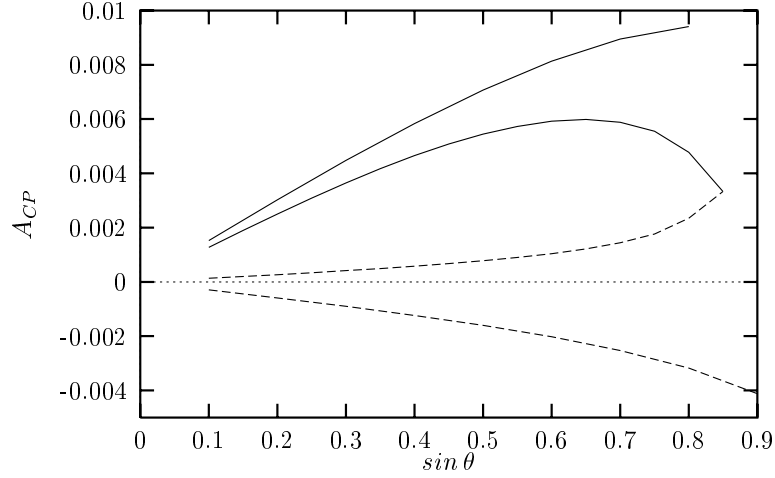


Figure 7: A_{CP} as a function of $\sin \theta$ for $q^2 = 10 \text{ GeV}^2$, $\frac{D}{N}_{bb} = 40 m_b$ in the region $|j_{tb}| < 1$, at the scale $\mu = m_b$. For $C_7^{\text{eff}} > 0$, A_{CP} lies in the region bounded by solid lines and for $C_7^{\text{eff}} < 0$, it lies in the region bounded by dashed lines.

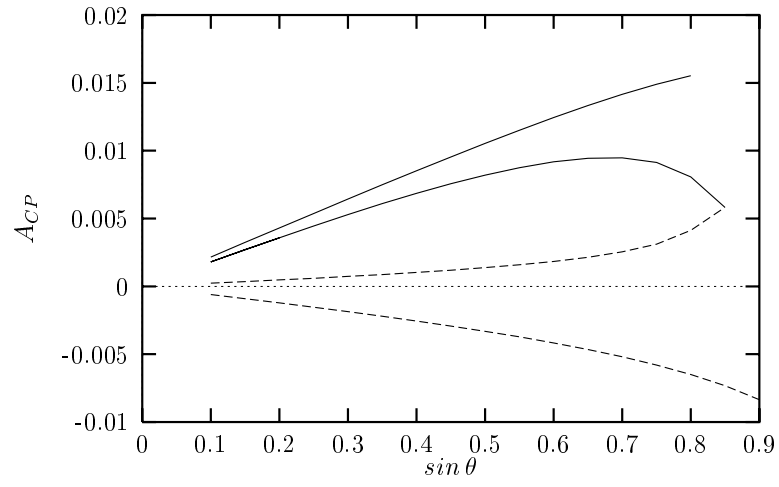


Figure 8: The same as Fig 7, but for $q^2 = 15 \text{ GeV}^2$.