

# Enhanced electroweak radiative corrections in SUSY and precision data

I.V.Gaidaenko, A.V.Novikov, V.A.Novikov

ITEP, Moscow, Russia

A.N.Rozanov

CPPM, IN2P3, CNRS, France and ITEP

M.I.Vysotsky

ITEP and INFN, Sezione di Ferrara, Italy

## Abstract

Enhanced radiative corrections generated in SUSY extensions of the Standard Model make the fit of the precision data ( $Z$ -boson decay parameters and  $W$ -boson mass) worse. This negative effect is washed out for heavy enough squarks due to decoupling property of SUSY models. We find that even for light squarks the enhanced radiative corrections can be small. In this case substantial  $\tilde{t}_L\tilde{t}_R$  mixing is necessary.

A number of predictions of the Standard Model are tested presently with the accuracy of the order of 0.1%. There are two (more or less) free parameters in the Standard Model: the value of strong coupling constant  $\hat{\alpha}_s(M_Z)$  and the mass of Higgs boson  $m_H$ . Making fit of the latest set of the precision data reported in [1] ( $Z$ -boson decay parameters,  $W$ -boson and top-quark masses), we obtain:

$$m_H = (88^{+87}_{-51}) \text{ GeV} , \quad (1)$$

$$\hat{\alpha}_s(M_Z) = 0.119 \pm 0.003 , \quad (2)$$

$$\chi^2/n.d.f. = 16.6/14 . \quad (3)$$

The quality of fit is very good and this imposes strict constraints on the possible extensions of the Standard Model.

In the SUSY extensions a lot of new particles are introduced. Their contributions to electroweak observables comes through loops and for  $m_{SUSY} > m_W$  are of the order of  $\alpha_W (m_W/m_{SUSY})^2$ , where  $m_{SUSY}$  characterizes mass scale of new particles. In the number of papers these contributions were calculated and analyzed [2] - [5].

Large violation of SU(2) symmetry in the third family of squarks by big value of  $m_{top} \approx 175$  GeV leads to the enhancement of the corresponding oblique corrections by the factor  $(m_t/m_W)^4 \approx 16$  compared to numerous terms of the order of  $\alpha_W(m_W/m_{SUSY})^2$ . (The presence of terms  $\sim m_t^4$  in SUSY models were recognized long ago [6].) Inspired by this fact in paper [7] the enhanced corrections to the functions  $V_A$ ,  $V_R$  and  $V_m$  were calculated. Functions  $V_i$  describe electroweak radiative corrections to  $Z$ -boson couplings with leptons  $g_A$  and  $g_V/g_A$  and to  $W$ -boson mass [8]. To calculate these enhanced terms we expanded the polarization operators of the vector bosons  $\Sigma_V(k^2)$  at  $k^2 = 0$ . The terms enhanced as  $m_t^4/M_W^2 M_{SUSY}^2$  come from  $\Sigma_W(0)$ , while those enhanced as  $m_t^2/M_{SUSY}^2$  come from  $\Sigma'_{W,Z}(0)$ . The higher-order derivatives of self energies are suppressed as  $(m_{W,Z}/m_{SUSY})^2$ , and were not taken into account.

In the present paper the influence of these new terms on precision data fit will be analyzed. To begin with we should expand the analysis of [7] and take into account the main SUSY corrections to hadronic  $Z$ -decays as well. Vertices with gluino exchange generate (potentially) large corrections of the order  $\hat{\alpha}_s(m_Z/m_{SUSY})^2$  in the limit  $m_{SUSY} > m_Z$ . For hadronic  $Z$  decays we use the following expression for the width [9]:

$$\Gamma_q = \Gamma_{(Z \rightarrow q\bar{q})} = 12[g_{A_q}^2 R_{A_q} + g_{V_q}^2 R_{V_q}] \Gamma_0 , \quad (4)$$

where  $\Gamma_0 = \frac{1}{24\sqrt{2}\pi} G_\mu m_Z^3$ .

Corrections induced by gluino exchanges lead to the following SUSY shifts of the factors  $R_{iq}$  [10]:

$$\delta R_{V_q} = \delta R_{A_q} = 1 + \frac{\hat{\alpha}_s(m_Z)}{\pi} \Delta_1 \quad , \quad (5)$$

$$\Delta_1 = -\frac{4}{3} \int_0^1 dz_1 \int_0^{1-z_1} dz_2 \ln \left[ 1 - \frac{xyz_1 z_2}{x + (z_1 + z_2)(y - x)} \right] \quad , \quad (6)$$

where  $x = (m_Z/m_{\bar{q}})^2$ ,  $y = (m_Z/m_{\bar{g}})^2$ . We take these SUSY strong corrections into account in our analysis. SUSY weak corrections to  $Z$  decays into hadrons are taken into account by the corrections to the function  $V_A$  and  $V_R$  calculated in [7].

The stop exchange contributes to the vertex corrections to  $Z \rightarrow b\bar{b}$  decay amplitude; but since there are no terms enhanced as  $(m_t/m_W)^4$  [11] we will not take corresponding corrections into account in the present paper.

Let us start the discussion of the SUSY corrections to the functions  $V_i$  from the description of the stop sector of the theory.  $\tilde{t}_L \tilde{t}_R$  mass matrix has the following form:

$$\begin{pmatrix} m_{\tilde{t}_L}^2 & m_t A'_t \\ m_t A'_t & m_{\tilde{t}_R}^2 \end{pmatrix} \quad , \quad (7)$$

where  $\tilde{t}_L \tilde{t}_R$  mixing is proportional to a large value of the top quark mass and is not small. Diagonalizing matrix (7) we get the following eigenstates:

$$\begin{cases} \tilde{t}_1 = c_u \tilde{t}_L + s_u \tilde{t}_R \\ \tilde{t}_2 = -s_u \tilde{t}_L + c_u \tilde{t}_R \end{cases} \quad , \quad (8)$$

here  $c_u \equiv \cos \theta_{LR}$ ,  $s_u \equiv \sin \theta_{LR}$ ,  $\theta_{LR}$  being  $\tilde{t}_L \tilde{t}_R$  mixing angle, and

$$tg^2 \theta_{LR} = \frac{m_1^2 - m_{\tilde{t}_L}^2}{m_{\tilde{t}_L}^2 - m_2^2} \quad , \quad m_1^2 \geq m_{\tilde{t}_L}^2 \geq m_2^2 \quad , \quad (9)$$

where  $m_1$  and  $m_2$  are the mass eigenvalues:

$$m_{1,2}^2 = \frac{m_{\tilde{t}_L}^2 + m_{\tilde{t}_R}^2}{2} \pm \frac{|m_{\tilde{t}_L}^2 - m_{\tilde{t}_R}^2|}{2} \sqrt{1 + \frac{4m_t^2 A_t'^2}{(m_{\tilde{t}_L}^2 - m_{\tilde{t}_R}^2)^2}} \quad . \quad (10)$$

The following relation between  $m_{t_L}^2$  and  $m_{b_L}^2$  takes place:

$$m_{t_L}^2 = m_{b_L}^2 + m_t^2 + m_Z^2 \cos(2\beta) c_W^2 , \quad (11)$$

here  $c_W^2 \equiv \cos^2 \theta_W = 0.77$  ( $\theta_W$  is the electroweak mixing angle) and  $tg\beta$  is equal to the ratio of the vacuum averages of two Higgs neutrals, introduced in SUSY models. Relation (11) is central for the present paper; it demonstrates large breaking of SU(2) symmetry in the third generation of squarks. The only hypothesis that is behind this relation is that the main origin of the large breaking of this SU(2) is in quark-Higgs interaction.

The enhanced electroweak radiative corrections induced by the third generation squarks depend on 3 parameters:  $m_1$ ,  $m_2$  and  $m_{b_L}$ . The dependence on angle  $\beta$  is very moderate and in numerical fits we will use rather popular value  $tg\beta = 2$ . In what follows instead of  $m_{b_L}$  we will write  $m_{\tilde{b}}$ , bearing in mind that  $\tilde{b}_R$  squark does not contribute to the corrections under investigation (let us note that  $\tilde{b}_L \tilde{b}_R$  mixing is proportional to  $m_b$  and can be neglected).

Let us present the formulas from [7] which describe the enhanced SUSY corrections to the functions  $V_i$ :

$$\delta_{SUSY}^{LR} V_A = \frac{1}{m_Z^2} [c_u^2 g(m_1, m_{\tilde{b}}) + s_u^2 g(m_2, m_{\tilde{b}}) - c_u^2 s_u^2 g(m_1, m_2)] , \quad (12)$$

$$\delta_{SUSY}^{LR} V_R = \delta_{SUSY}^{LR} V_A + \frac{1}{3} Y_L [c_u^2 \ln(\frac{m_1^2}{m_{\tilde{b}}^2}) + s_u^2 \ln(\frac{m_2^2}{m_{\tilde{b}}^2})] - \frac{1}{3} c_u^2 s_u^2 h(m_1, m_2) , \quad (13)$$

$$\begin{aligned} \delta_{SUSY}^{LR} V_m &= \delta_{SUSY}^{LR} V_A + \frac{2}{3} Y_L s^2 [c_u^2 \ln(\frac{m_1^2}{m_{\tilde{b}}^2}) + s_u^2 \ln(\frac{m_2^2}{m_{\tilde{b}}^2})] + \\ &+ \frac{c^2 - s^2}{3} [c_u^2 h(m_1, m_{\tilde{b}}) + s_u^2 h(m_2, m_{\tilde{b}})] - \frac{c_u^2 s_u^2}{3} h(m_1, m_2) \end{aligned} \quad (14)$$

where

$$g(m_1, m_2) = m_1^2 + m_2^2 - 2 \frac{m_1^2 m_2^2}{m_1^2 - m_2^2} \ln(\frac{m_1^2}{m_2^2}) , \quad (15)$$

$$h(m_1, m_2) = -\frac{5}{3} + \frac{4m_1^2 m_2^2}{(m_1^2 - m_2^2)^2} + \frac{(m_1^2 + m_2^2)(m_1^4 - 4m_1^2 m_2^2 + m_2^4)}{(m_1^2 - m_2^2)^3} \ln(\frac{m_1^2}{m_2^2}) , \quad (16)$$

and  $Y_L$  is the left doublet hypercharge,  $Y_L = Q_t + Q_b = 1/3$ .

Having all the necessary formulas at our disposal let us start with analyzing the data in the simplest case of the absence of  $\tilde{t}_L \tilde{t}_R$  mixing,  $\sin \theta_{LR} = 0$ . In this case the corrections  $\delta_{SUSY} V_i$  depend on one parameter  $m_{\tilde{b}}$  only, and this dependence is shown in Figures 1-3 in paper [7]. For  $m_{\tilde{b}} \lesssim 300$  GeV the theoretical values of all 3 functions  $V_i$  become larger than the experimental values. Let us begin our fit taking the value of Higgs boson mass as a free parameter. In order to fit the data the mass of the Higgs boson becomes larger than its Standard Model fit value (1). The results of the fit are shown in Table 1. (To reduce the number of parameters we take  $m_{\tilde{g}} = m_{\tilde{b}}$  in this paper. Let us stress that light quarkinos with masses of the order of 100–200 GeV are usually allowed only if gluinos are heavy,  $m_{\tilde{g}} \geq 500$  GeV [12]. In the case of heavy gluino correction  $\Delta_1$  (eq. (6)) becomes power suppressed and we return to the Standard Model fit value of  $\hat{\alpha}_s = 0.119$ .)

**Table 1**

$m_{\tilde{b}}$ (GeV)	$m_H$ (GeV)	$\hat{\alpha}_s$	$\chi^2/d.o.f.$
100	$908_{-341}^{+282}$	$0.112 \pm 0.003$	19.9/14
150	$515_{-245}^{+390}$	$0.116 \pm 0.003$	18.4/14
200	$301_{-148}^{+253}$	$0.117 \pm 0.003$	17.9/14
300	$172_{-91}^{+152}$	$0.118 \pm 0.003$	17.4/14
400	$133_{-73}^{+122}$	$0.119 \pm 0.003$	17.1/14
1000	$95_{-55}^{+92}$	$0.119 \pm 0.003$	16.7/14

*Fit of the precision data with SUSY corrections taken into account in the case of the absence of  $\tilde{t}_L \tilde{t}_R$  mixing,  $\sin \theta_{LR} = 0$  and  $m_H$  taken as a free parameter. For  $m_{\tilde{b}} > 300$  GeV SUSY corrections become negligible and SM fit of the data is reproduced.*

We see how in SUSY extension of Standard Model with light superpartners the fit gets worse.

However, in SUSY the mass of Higgs boson is not a free parameter any more. Among 3 neutral Higgs bosons the lightest one should have mass less than 120 GeV approximately. If other Higgs bosons are considerably heavier, this lightest boson has the same couplings with gauge bosons as in Standard Model, so formulas for Standard Model radiative corrections can be used since deviations are suppressed as  $(m_h/m_A)^2$  ( $m_A$  – the mass of the heavier

Higgs). For maximal allowed value  $m_h = 120$  GeV the results of fit are shown in Table 2. In what follows we will always take  $m_h = 120$  GeV since for  $90 \text{ GeV} < m_h < 120 \text{ GeV}$  results of the fit are practically the same. This Table demonstrates that superpartners should be heavy if we want to have good quality fit of data.

**Table 2**

$m_{\tilde{b}}$ (GeV)	$\hat{\alpha}_s$	$\chi^2/d.o.f.$
100	$0.110 \pm 0.003$	30.7/15
150	$0.114 \pm 0.003$	22.8/15
200	$0.116 \pm 0.003$	19.7/15
300	$0.118 \pm 0.003$	17.6/15
400	$0.119 \pm 0.003$	17.1/15
1000	$0.119 \pm 0.003$	16.8/15

*The same as Table 2 but with the value of the lightest Higgs boson mass  $m_h = 120$  GeV which is about maximum allowed value in the simplest SUSY models.*

The next step is to take into account  $\tilde{t}_L \tilde{t}_R$  mixing. In Figure 1 we show the dependence of SUSY corrections  $\delta_{SUSY} V_i$  on  $m_1$  and  $m_2$  for  $m_{\tilde{b}} = 150$  GeV; the same in Figure 2 for  $m_{\tilde{b}} = 200$  GeV. One clearly see from these Figures that even for such low values of  $m_{\tilde{b}}$  there exists the domain of low  $m_2$  values where the enhanced radiative corrections are damped. In Figure 2 one sees a valley where  $\delta_{SUSY} V_i$  reach the minimum values, which are considerably smaller than 1. This valley starts at  $m_2 \simeq m_{\tilde{b}}$ ,  $m_1 \approx 1000$  GeV and goes to  $m_2 \approx 100$  GeV,  $m_1 \simeq 400$  GeV. The smallness of the radiative corrections at the point  $m_2 \simeq m_{\tilde{b}}$ ,  $m_1 \approx 1000$  GeV can be easily understood: here  $\theta_{LR} \approx \pi/2$ , so in  $\delta_{SUSY} V_A$  only term proportional to  $g(m_2, m_{\tilde{b}})$  remains. However, for  $m_2 = m_{\tilde{b}}$  this term equals zero. At this end point of the valley  $t_2 \approx t_L$ ,  $t_1 \approx t_R$ , so  $m_{\tilde{t}_R}^2 \gg m_{\tilde{t}_L}^2$ , which is opposite to the relation between  $m_{\tilde{t}_R}$  and  $m_{\tilde{t}_L}$  occurring in a wide class of models. In these models (e.g. in MSSM) the left and the right squark masses are equal at high energy scale and renormalizing them to low energies one gets  $m_{\tilde{t}_L}^2 > m_{\tilde{t}_R}^2$ . Almost along the whole valley we have  $tg^2\theta_{LR} > 1$ , which means that  $m_{\tilde{t}_R}^2 > m_{\tilde{t}_L}^2$ . However, in the vicinity of the end point  $m_1 = 300$  GeV,  $m_2 = 70$  GeV the value of  $tg^2\theta_{LR}$  becomes smaller than 1 and  $m_{\tilde{t}_R}^2 < m_{\tilde{t}_L}^2$ . In Table 3 we present the results of the fit assuming  $m_{\tilde{b}} = 150$  GeV and  $m_h = 120$  GeV along the line

of minimum  $\chi^2$ , which occurs at  $m_2 \approx 150$  GeV. We see that for heavy  $m_1$  the quality of the fit is not worse than in Standard Model.

**Table 3**

$m_1$ (GeV)	$\hat{\alpha}_s$	$\chi^2/d.o.f.$
482	0.116(3)	17.5/15
743	0.117(3)	17.0/15
1288	0.117(3)	16.8/15

*In this Table we demonstrate how for light  $m_{\tilde{b}} = 150$  GeV, light  $m_2 = m_{\tilde{b}}$  and  $m_h = 120$  GeV the quality of fit can be the same as in Standard Model, if  $m_1$  is heavy enough.*

In Table 4 we show values of  $\chi^2$  along the valley of its minimum, which is formed for  $m_{\tilde{b}} = 200$  GeV. Once more we observe that good quality of fit is possible for light superpartners if  $\tilde{t}_L \tilde{t}_R$  mixing is taken into account.

**Table 4**

$m_1$ (GeV)	$m_2$ (GeV)	$\hat{\alpha}_s$	$\chi^2/d.o.f.$
1296	192	$0.118 \pm 0.003$	16.8/15
888	167	$0.118 \pm 0.003$	17.0/15
387	131	$0.118 \pm 0.003$	17.3/15
296	70	$0.117 \pm 0.003$	17.9/15

*For fixed value  $m_{\tilde{b}} = 200$  GeV and  $m_h = 120$  GeV results of fit are shown along the valley of minimum of  $\chi^2$ .*

The formulas for the enhanced radiative corrections in SUSY extensions of Standard Model obtained in [7] were used in the present paper to fit the data of the precision measurements of  $Z$ -boson decay parameters at LEP and SLC, the value of  $m_W$  and the  $t$ -quark mass at Tevatron. The fit with SUSY corrections assuming small value of  $m_{\tilde{b}}$ , absence of  $\tilde{t}_L \tilde{t}_R$  mixing and  $m_h = 120$  GeV lead to the growth of  $\chi^2$  value. Due to decoupling property of SUSY extension in the case of heavy squarks the results of Standard Model fit are reproduced. However, even for comparatively light sbottom and small mass of one of two stops, one can find the values of  $\tilde{t}_L \tilde{t}_R$  mixing when  $\delta_{SUSY} V_i$  appeared to be small and  $\chi^2$  are almost the same as in Standard Model.

We are grateful to L.B.Okun for stimulating discussion. A.V.Novikov is grateful to G.Fiorentini for hospitality in Ferrara, where part of this work was done. A. N. Rozanov is grateful to CPPM/IN2P3/CNRS for supporting this work. Investigations of I.G., A.N., V.N. and M.V. are supported by RFBR grants 96-02-18010, 96-15-96578, 98-02-17372 and 98-02-17453; those of A.N., V.N. and M.V. by INTAS-RFBR grant 95-05678 as well.

## References

- [1] D.Karlen, talk at the ICHEP 98, Vancouver, 1998.
- [2] P.Chankowski, A.Dabelstein, W.Hollik et al., Nucl. Phys. **B417** (1994) 101.
- [3] D.Garcia, R.J.Jimenez and J.Sola, Phys. Lett. **B347** (1995) 309, 321.
- [4] W. de Boer, A.Dabelstein, W.Hollik et al., Z.Phys. **C75** (1997) 627.
- [5] J.Erler, D.M.Pierce, Nucl. Phys. **B526** (1998) 53.
- [6] L.Alvarez-Gaume, J.Polchinski and M.Wise, Nucl. Phys. **B211** (1983) 495;  
R.Barbieri and L.Maiani, Nucl. Phys. **B224** (1983) 32.
- [7] I.V.Gaidaenko, A.V.Novikov, V.A.Novikov, A.N.Rozanov, M.I.Vysotsky, JETP Lett. **67** (1998) 761.
- [8] V.A.Novikov, L.B.Okun and M.I.Vysotsky, Nucl. Phys. **B397** (1993) 35;  
M.I.Vysotsky, V.A.Novikov, L.B.Okun and A.N.Rozanov, Usp. Fiz. Nauk **166** (1998) 539.
- [9] V.Novikov, L.Okun, A.Rozanov and M.Vysotsky, LEPTOP, preprint ITEP 19-95/CPPM-95-1.
- [10] K.Hagiwara, H.Murayama, Phys. Lett. **246B** (1990) 533.
- [11] M.Boulware, D.Finnell, Phys. Rev. **D44** (1991) 2054.
- [12] S. Lammel, FERMILAB-CONF-98-055-E (1998).



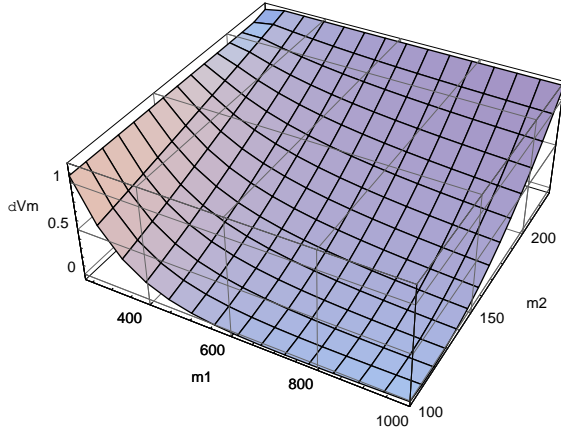
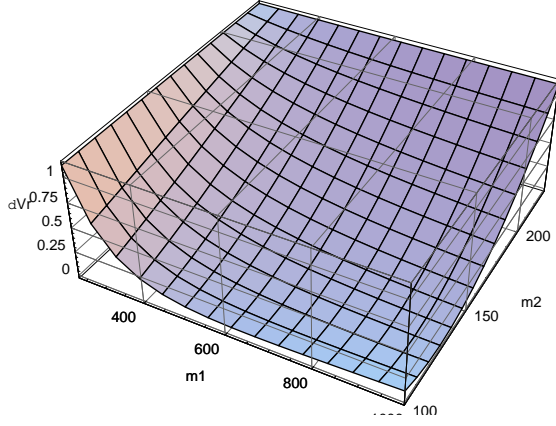
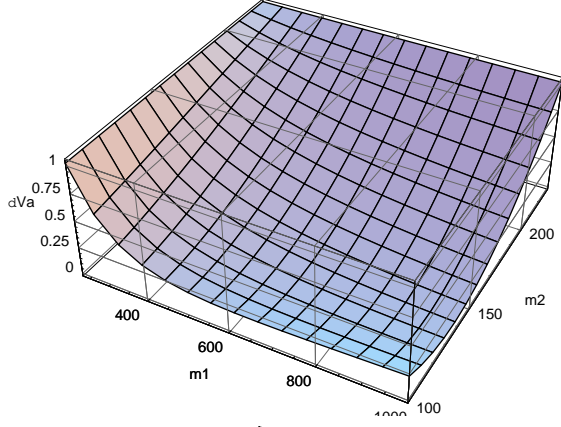


Figure 1: Values of the  $\delta V_A$ ,  $\delta V_R$  and  $\delta V_m$  at  $m_{\tilde{b}} = 150$  GeV

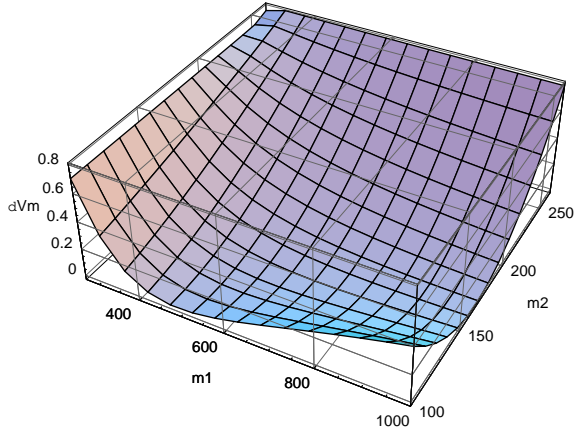
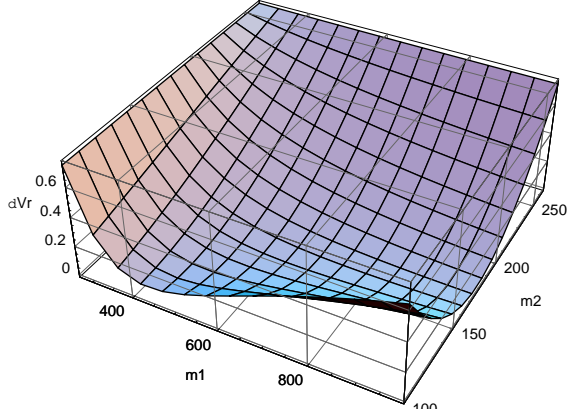
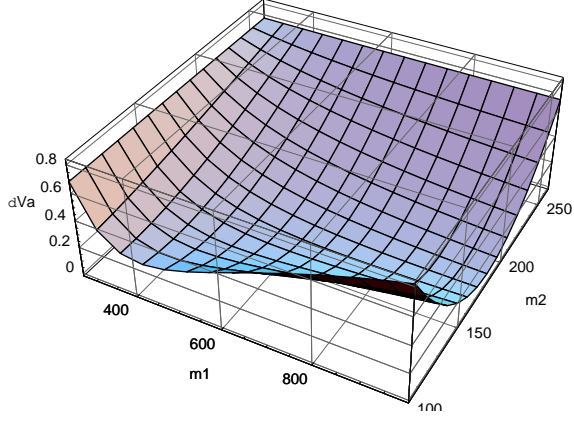


Figure 2: Values of the  $\delta V_A$ ,  $\delta V_R$  and  $\delta V_m$  at  $m_{\tilde{b}} = 200$  GeV