

Are there anomalous Z fermion couplings ?

Peter B. Renton

Particle and Nuclear Physics Laboratory
University of Oxford, Oxford OX1 3RH, U.K.
e-mail: p.renton@physics.ox.ac.uk

Abstract

The couplings of the fermions to the Z boson are of great importance in establishing the validity of the Standard Model and in looking for physics beyond it.

The couplings of the b-quark to the Z boson have been the subject of much experimental study and theoretical interpretation. The apparent excess in the value of R_b^0 , the ratio of the partial width of the Z boson to $b\bar{b}$ to its total hadronic width, above the Standard Model expectation reported a few years ago has now become much less significant. However, the measurements of the pole forward-backward asymmetry $A_{FB}^{0,b}$ for b-quarks at the Z pole and of the *polarisation parameter* A_b , obtained using a polarised electron beam, have improved considerably in accuracy.

The latest data are examined and values of the vector and axial-vector b-quark and c-quark couplings to the Z are extracted. The left and right handed couplings are also extracted. It is found that whereas the c-quark couplings are compatible with the Standard Model, those of the b-quark data are only compatible with the Standard Model at about the 1% level. In addition, the individual lepton couplings are extracted and the hypothesis of *lepton universality* is examined.

The sensitivity of the limits from electroweak fits to the Higgs boson mass to these data is examined.

1 Introduction

The couplings of leptons and quarks to the Z boson are of fundamental importance both in testing the Standard Model (SM) and in searching for, or setting limits on, physics beyond the SM.

The results available in the Summer of 1995 [1] showed some possibly significant differences from the SM expectations in the values of R_b^0 and R_c^0 ; where R_q^0 is the ratio of the Z partial width to $q\bar{q}$ to the total hadronic width. These were about 3.1 and 2.4 standard deviations above and below the SM values for R_b^0 and R_c^0 respectively.

The $Zb\bar{b}$ vertex is a sensitive probe for new physics arising from vertex corrections. The above results, in particular those for R_b^0 , gave rise to considerable theoretical speculation on possible physics beyond the SM which could lead to such an increase. Within the context of Supersymmetry a possible explanation was the existence of light Supersymmetric particles (charginos, top-squarks), which could suitably enhance R_b^0 . However, the apparently low value for R_c^0 did not seem to have a straightforward interpretation.

Since that time the data samples of Z bosons analysed, both at the CERN LEP accelerator and at the SLC, have considerably increased. The experimental techniques used in b and c-tagging have also improved significantly due to the advent of improved Microvertex Detectors and the implementation of new tags. The measurements of the forward-backward asymmetry $A_{FB}^{0,b}$ for b-quarks at the Z pole and of the *polarisation parameter* A_b , obtained using a polarised electron beam, have improved considerably in accuracy.

The latest, but still largely preliminary, data are examined and values of the vector and axial-vector b-quark and c-quark Z couplings are extracted. The left and right handed couplings are also extracted. These couplings are compared to those expected in the Standard Model.

The hypothesis of *lepton universality* is built into the SM. In the fits to the current data set discussed below, the degree to which the data support this hypothesis is discussed.

One important aspect of precision electroweak fits is on the constraints the data give on the Standard Model Higgs boson. The sensitivity of the limits from electroweak fits to the Higgs boson mass to the most sensitive data is examined. In these fits the precise value of the top-quark mass $m_t = 173.8 \pm 5.0$ GeV measured at Fermilab by the CDF and D0 experiments [2] is a very important constraint.

2 Z boson couplings

The couplings of a fermion f to the Z boson are specified by its effective vector and axial-vector couplings v_f and a_f respectively. A useful quantity is the *coupling* or *polarisation parameter* for fermion f

$$A_f = \frac{2v_f a_f}{v_f^2 + a_f^2}. \quad (1)$$

The pole forward-backward asymmetry of fermion f is given by

$$A_{\text{FB}}^{0,f} = \frac{3}{4} A_e A_f. \quad (2)$$

Since A_f depends on the ratio v_f/a_f , a measurement of $A_{\text{FB}}^{0,f}$ depends on both v_e/a_e and v_f/a_f . The effective couplings can also be written as

$$a_f = I_f^3 \sqrt{\rho_f}, \quad \frac{v_f}{a_f} = 1 - 4|Q_f| \sin^2 \theta_{\text{eff}}^f, \quad (3)$$

where the mixing angle defined for *leptons* ($\sin^2 \theta_{\text{eff}}^{\text{lept}}$) is used for reference. Those defined for quarks have small shifts, due to SM plus any new physics [3]. The Z partial decay width to $f\bar{f}$ is $\Gamma_f \sim (v_f^2 + a_f^2)$.¹

The results of measurements of the τ polarisation are very sensitive to the lepton couplings. The average τ polarisation gives A_τ and the forward-backward asymmetry gives A_e .

The results of the hadronic and leptonic cross-sections and the leptonic forward-backward asymmetries are expressed in terms of the five parameters: the mass and width of the Z boson M_Z and Γ_Z , the hadronic pole cross-section $\sigma_h^0 = 12\pi\Gamma_e\Gamma_{\text{had}}/(M_Z^2\Gamma_Z^2)$, the ratio of the hadronic to leptonic widths $R_\ell = \Gamma_{\text{had}}/\Gamma_l$ and the pole forward-backward asymmetry for leptons $A_{\text{FB}}^{0,\ell}$. These are chosen to be largely uncorrelated experimentally. A more detailed discussion of the variables and their definitions can be found in [4]. The five parameter formalism assumes *lepton universality*. If this hypothesis is not imposed then the results are given separately for R_ℓ and $A_{\text{FB}}^{0,\ell}$ for each lepton species; a total of nine parameters.

The above quantities have been accurately determined by the LEP experiments using the large statistics gathered at, or close to, the Z peak. At the SLC the polarised electron beam gives additional information on the couplings from a measurement of

$$A_{\text{LR}} = \frac{\sigma_L - \sigma_R}{\sigma_L + \sigma_R} = \mathcal{A}_e, \quad (4)$$

¹In addition there is a much smaller term proportional to $(v_f^2 - a_f^2)m_f^2/M_Z^2$. This is taken into account in the fits discussed here.

where $\sigma_L(\sigma_R)$ is the total cross-section for a left (right) handed polarised incident electron beam. This measurement is inclusive to any Z final state. If the forward-backward asymmetry for a fermion f is also measured for the two polarisation states, giving the left-right forward-backward asymmetry \tilde{A}_{FB} , then the coupling A_f can be directly extracted. Measurements of all these quantities have been performed by the SLD Collaboration.

All of these results can be combined and values of the individual couplings of the leptons and b and c quarks to the Z can be extracted. The SLD results give directly \mathcal{A}_e , A_b and A_c ; thus giving the ratios of the vector to axial-vector couplings without the use of other data. The τ polarisation gives directly values of \mathcal{A}_e and A_τ . The forward-backward asymmetries obtained using unpolarised beams give the product of \mathcal{A}_e and A_f , so the extracted values of A_b and A_c depend on \mathcal{A}_e .

3 Results on Z boson couplings

The data collection at LEP at, and around, the Z-boson mass (LEP 1 phase) finished in 1995. Although most of the data have been analysed, only preliminary results are generally available, so should be treated with a degree of caution. The total luminosity recorded by each LEP experiment is about 160 pb^{-1} ; corresponding to about 5 million Z decays. The data used in the fits below are from [5].

3.1 Lineshape and lepton asymmetries

The results of the nine and five parameter fits to the individual LEP experiments are combined, taking into account common systematic errors. These are given in Tables 1 and 2 respectively. The most important of these are the LEP energy errors and the theoretical uncertainty on the luminosity. Because of the complicated correlations between the experimental systematic errors between years and between energy points and also those of the LEP energy [6], the evaluation of the components of the final errors on M_Z and Γ_Z arising from the LEP energy uncertainty is not straightforward. However, an estimate of this has been made by the LEP Electroweak Working Group [5], giving $\delta M_Z(LEP) = \pm 1.7 \text{ MeV}$ and $\delta \Gamma_Z(LEP) = \pm 1.3 \text{ MeV}$.

3.2 τ Polarisation

The main improvements in the data in the last year are from the very precise results (still preliminary) from the ALEPH Collaboration on their full LEP 1

quantity	value	error	M_Z	Γ_Z	σ_h^0	R_e	R_μ	R_τ	$A_{\text{FB}}^{0,e}$	$A_{\text{FB}}^{0,\mu}$	$A_{\text{FB}}^{0,\tau}$
$M_Z(\text{GeV})$	91.1867	0.0021	1.000	0.000	-0.040	0.002	-0.010	-0.006	0.016	0.045	0.038
$\Gamma_Z(\text{GeV})$	2.4939	0.0024		1.000	-0.184	-0.007	0.003	0.003	0.009	0.000	0.003
$\sigma_h^0(\text{nb})$	41.491	0.058			1.000	0.058	0.094	0.070	0.006	0.002	0.005
R_e	20.783	0.052				1.000	0.098	0.073	-0.442	0.007	0.012
R_μ	20.789	0.034					1.000	0.105	0.001	0.010	-0.001
R_τ	20.764	0.045						1.000	0.002	0.000	0.020
$A_{\text{FB}}^{0,e}$	0.0153	0.0025							1.000	-0.008	-0.006
$A_{\text{FB}}^{0,\mu}$	0.0164	0.0013								1.000	0.029
$A_{\text{FB}}^{0,\tau}$	0.0183	0.0017									1.000

Table 1: Results and correlation matrix of the 9 parameter fit to the LEP data. The χ^2/df of the average is 28/27, a probability of 41%.

quantity	value	error	M_Z	Γ_Z	σ_h^0	R_ℓ	$A_{\text{FB}}^{0,\ell}$
$M_Z(\text{GeV})$	91.1867	0.0021	1.000	0.000	-0.040	-0.010	0.062
$\Gamma_Z(\text{GeV})$	2.4939	0.0024		1.000	-0.184	0.002	0.004
$\sigma_h^0(\text{nb})$	41.491	0.058			1.000	0.123	0.006
R_ℓ	20.765	0.026				1.000	-0.072
$A_{\text{FB}}^{0,\ell}$	0.01683	0.00096					1.000

Table 2: Results and correlation matrix of the 5 parameter fit to the LEP data. The χ^2/df of the average is 31/31, a probability of 47%.

data set. The statistical and systematic errors on A_τ are comparable in magnitude, but for the asymmetry measurement A_e the statistical errors dominate. The results of the averaged values for \mathcal{A}_τ and \mathcal{A}_e are [7]

$$\mathcal{A}_\tau = 0.1431 \pm 0.0045 \quad (5)$$

$$\mathcal{A}_e = 0.1479 \pm 0.0051, \quad (6)$$

are compatible, in agreement with lepton universality. Assuming e- τ universality, the values for \mathcal{A}_τ and \mathcal{A}_e can be combined. This combination is performed neglecting any possible common systematic error between \mathcal{A}_τ and \mathcal{A}_e within a given experiment, as these errors are also estimated to be small. The combined result of \mathcal{A}_τ and \mathcal{A}_e is:

$$\mathcal{A}_\ell = 0.1452 \pm 0.0034. \quad (7)$$

3.3 Left-Right Asymmetry A_{LR}

The high values of longitudinal polarisation ($P_e \simeq 80\%$) achieved at the SLC have allowed the SLD experiment to make an extremely precise, but still preliminary, measurement of

$$A_{\text{LR}} = \frac{\sigma_L - \sigma_R}{\sigma_L + \sigma_R} = \mathcal{A}_e, \quad (8)$$

where $\sigma_L(\sigma_R)$ is the total cross-section for a left (right) handed polarised incident electron beam. About 18 pb^{-1} of data have been collected and analysed, up to and including 1998, giving [8]

$$A_e = 0.15042 \pm 0.00228, \quad \sin^2 \theta_{\text{eff}}^{\text{lept}} = 0.23109 \pm 0.00029. \quad (9)$$

This value is compatible with the less precise value of A_e from τ -polarisation at the 0.5σ level, and at the 1.3σ level compared to the value of A_ℓ from τ -polarisation if lepton-universality is assumed. The A_{LR} result is also compatible with the value $A_e = 0.1498 \pm 0.0043$ from $A_{\text{FB}}^{0,\ell}$ (assuming lepton universality) at the 0.1σ level.

3.4 Heavy Flavours

Extracting electroweak results from heavy flavour data is a rather involved procedure. This is because knowledge is required of the various c-quark and b-quark hadron lifetimes, multiplicities, branching ratios and fragmentation properties. The quantities of interest are $R_b^0 = \Gamma_b/\Gamma_{\text{had}}$, $R_c^0 = \Gamma_c/\Gamma_{\text{had}}$, and the pole forward-backward asymmetries for b and c quarks $A_{\text{FB}}^{0,b}$ and $A_{\text{FB}}^{0,c}$. At the SLD the left-right forward-backward asymmetry \tilde{A}_{FB} is also measured for $b\bar{b}$ and $c\bar{c}$ final states, and these give direct measurements of \mathcal{A}_b and \mathcal{A}_c respectively.

For R_b^0 and R_c^0 the most reliable and accurate methods exploit double tags. The number of single and double tags for a b (or c) quark is found and this can be used to determine both the tagging efficiency and R_b^0 (or R_c^0). Experimentally these measurements required a b(c) quark tag of high purity and efficiency. Since the main backgrounds for b-quark tagged samples are mainly from c-quarks, and vice-versa, it is clear that the background contamination in these samples must be reliably known. The light-quark background must still be taken from Monte Carlo simulations and the hemisphere correlations in the double-tags must be carefully evaluated. For the forward-backward asymmetries of heavy quarks use is made of lepton tags, D-meson tags and lifetime tags plus jet-charge measurements (see [5] for details). In these measurements, particularly for R_b^0 , the experimental error has a large component from systematic effects.

The main changes in the data in the last year are new results on R_b^0 from DELPHI, OPAL and SLD; on R_c^0 from DELPHI, OPAL and SLD, on $A_{\text{FB}}^{0,b}$ from ALEPH and DELPHI and on $A_{\text{FB}}^{0,c}$ from ALEPH, DELPHI and OPAL. In addition, the SLD results on \mathcal{A}_b and \mathcal{A}_c have been updated.

The combination of results has been carried out by a LEP/SLD working group using the procedure described in [9]. Each experiment provides, for each measurement, a complete breakdown of the systematic errors, adjusted if necessary to agreed meanings of these errors. Direct measurements of \mathcal{A}_b and \mathcal{A}_c

quantity	value	error	R_b^0	R_c^0	$A_{\text{FB}}^{0,b}$	$A_{\text{FB}}^{0,c}$	\mathcal{A}_b	\mathcal{A}_c
R_b^0	0.21656	0.00074	1.000	-0.17	-0.06	0.02	-0.02	0.02
R_c^0	0.1735	0.0044		1.000	0.05	-0.04	0.01	-0.04
$A_{\text{FB}}^{0,b}$	0.0990	0.0021			1.000	0.13	0.03	0.02
$A_{\text{FB}}^{0,c}$	0.0709	0.0044				1.000	-0.01	0.07
\mathcal{A}_b	0.867	0.035					1.000	0.04
\mathcal{A}_c	0.647	0.040						1.000

Table 3: Results of fits to the LEP and SLD heavy flavour data, plus the correlation matrix. The χ^2/df of the average is 44.1/(88-13), a probability of more than 99%.

by SLD, obtained by measuring $A_{\text{FB}}^{0,b}$ and $A_{\text{FB}}^{0,c}$ with a polarised beam, are also included. A multi-parameter fit is then performed to get the best overall values of $R_b^0, R_c^0, A_{\text{FB}}^{0,b}, A_{\text{FB}}^{0,c}, \mathcal{A}_b$ and \mathcal{A}_c , plus their covariance matrix. The results of a fit to both the LEP and SLD data are given in Table 3. The effective mixing parameter $\bar{\chi}$ and the leptonic branching ratios $b \rightarrow \ell$ and $b \rightarrow c \rightarrow \ell$ are also included in the fit. It can be seen from Table 3 that the data are very compatible; indeed, there is an indication from the overall χ^2 that some errors maybe overestimated. The individual measurements of $A_{\text{FB}}^{0,b}$ are also very compatible [10].

The results for both R_b^0 and R_c^0 are now reasonably compatible with the SM. This is in contrast to the situation in 1995 [1] when the results had only a 1% confidence level of being compatible with the SM. The changes arise from several sources. For R_c^0 , the results no longer depend on the assumption of the energy dependence of the D-meson production rates, since these are now measured accurately at LEP. The use of double-tag methods for R_c^0 has also improved. Better tags have also been developed for b-quarks, incorporating invariant mass and other information. Also the understanding of the vertex detectors has improved such that efficient, but extremely pure, b-quark tags are now possible.

An alternative approach of the discussion of the heavy flavour data is given below.

4 Extraction of fermion couplings

A simultaneous fit is made to the data discussed above in order to extract both the lepton and heavy quark vector and axial-vector couplings². The measurements used are the 9 parameter lineshape results (which reduces to 5 parameters if lepton universality is imposed), the τ -polarisation results for \mathcal{A}_e and \mathcal{A}_τ , the SLD measurement of \mathcal{A}_e and the 6 parameter heavy flavour results.

²See also [1], [4], [11] and [12].

The main information content in these measurements is from $R_b^0 = \Gamma_b/\Gamma_{\text{had}}$ (which, using Γ_{had} from the lineshape, gives $v_b^2 + a_b^2$), $R_c^0 (v_c^2 + a_c^2)$, A_e from LEP/SLD (v_e/a_e), $A_{\text{FB}}^{0,b} (v_b/a_b, v_e/a_e)$, $\mathcal{A}_b (v_b/a_b)$, $A_{\text{FB}}^{0,c} (v_c/a_c, v_e/a_e)$ and $\mathcal{A}_c (v_c/a_c)$. The constraint $\alpha_s(M_Z) = 0.119 \pm 0.003$ is imposed (although the results are rather insensitive to this as discussed below).

If lepton universality is not assumed then information on the lepton couplings comes from the direct measurements of \mathcal{A}_e and \mathcal{A}_τ , as well as from the lepton forward-backward asymmetries and lepton partial widths and also from the heavy quark forward-backward asymmetries. These are contained in the 9 parameter lineshape results and the 6 parameter heavy flavour results respectively. Through correlations the other parameters also enter in these fits. The overall χ^2 of the fit is 2.3 for 5 df, giving a probability of 81%. If lepton universality is assumed then the χ^2 of the fit becomes 5.7 for 4 df, giving a probability of 22%.

4.1 Lepton couplings

Lepton universality is a hypothesis of the SM and it is clearly important to test it as precisely as possible. The results of the fit for the individual lepton couplings are shown in Fig.1, together with the 70% confidence level contours. The signs are plotted taking $a_e < 0$. Using this convention (this is justified from ν -electron scattering results [13]), the signs of all couplings are uniquely determined from LEP data alone. The data are compatible with the hypothesis of *lepton universality* and with the SM expectations. The results test this hypothesis at the level of 0.1% for a_ℓ , but only at the 5-10% level for v_ℓ .

	LEP	LEP+SLD
v_ℓ	-0.03719 ± 0.00061	-0.03756 ± 0.00042
a_ℓ	-0.50107 ± 0.00030	-0.50105 ± 0.00030
v_ν	$+0.50127 \pm 0.00095$	$+0.50128 \pm 0.00095$

Table 4: Lepton vector and axial-vector couplings assuming lepton universality.

If the hypothesis is assumed then the computed couplings are given in Table 4 and shown in Fig.2. The constraints from the individual measurements are shown in Fig.3. It can be seen that a_ℓ is essentially determined by Γ_l , whereas v_ℓ is determined, in order of accuracy, by the measurements of A_{LR} , the τ -polarisation and $A_{\text{FB}}^{0,\ell}$. In the context of the SM these measurements, in particular A_{LR} , favour a rather light Higgs boson mass.

4.2 Heavy quark couplings

The results of the fit for v_b and a_b are given in Table 5 and Fig. 4. Also shown are the SM predictions corresponding to $m_t = 173.8 \pm 5.0$ GeV and

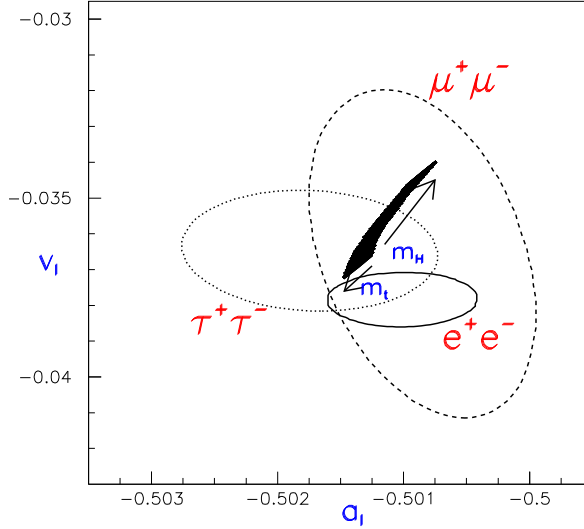


Figure 1: Contours of 70% probability in the v_ℓ - a_ℓ plane from LEP and SLD measurements. The solid region corresponds to the Standard Model prediction for $168.8 \leq m_t$ [GeV] ≤ 178.8 GeV and $90 \leq m_H$ [GeV] ≤ 1000 GeV. The arrows point in the direction of increasing values of m_t and m_H .

$90 \leq m_H$ [GeV] ≤ 1000 . The corresponding results for v_c and a_c are also shown. Note that there is a very strong anti-correlation between v_b and a_b . The constraints from the individual measurements are shown in Fig. 5.

parameter	fitted value	v_b	a_b	v_c	a_c
v_b	-0.3118 ± 0.0101	1.00	-0.98	-0.15	0.04
a_b	-0.5206 ± 0.0063		1.00	0.15	-0.01
v_c	0.183 ± 0.010			1.00	-0.29
a_c	0.5067 ± 0.0075				1.00

Table 5: Results, plus correlation matrix, of a fit to the vector and axial-vector couplings of b and c quarks.

The b(or c)-quark couplings can also be expressed in terms of the left-handed $\ell_b = (v_b + a_b)/2$ and right-handed $r_b = (v_b - a_b)/2$ couplings. The results are shown in Fig. 6. It can be seen that, whereas the c-quark couplings are reasonably compatible with the SM, those for the b-quark, in particular the right-handed coupling, are in poor agreement with the SM expectations. The fitted values of v_b and a_b (or ℓ_b and r_b) give a value of R_b^0 greater than the SM value, and a value of \mathcal{A}_b (or $A_{\text{FB}}^{0,b}$) less than the SM value. In that sense the b-quark data are mutually consistent with the observed deviations from the SM.

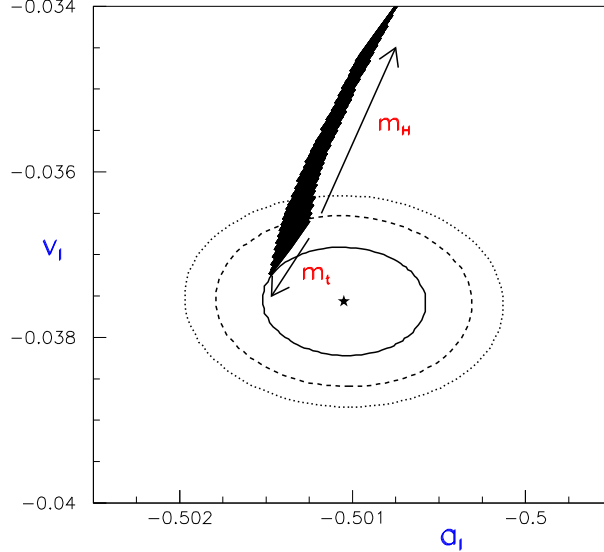


Figure 2: Contours of 70%, 97% and 99% probability in the v_ℓ - a_ℓ plane from LEP and SLD measurements. The solid region corresponds to the Standard Model prediction for $168.8 \leq m_t$ [GeV] ≤ 178.8 GeV and $90 \leq m_H$ [GeV] ≤ 1000 GeV. The arrows point in the direction of increasing values of m_t and m_H .

4.3 Discussion of results

The results for the Z-lepton couplings from the different methods are compatible both with each other³ and with the SM, provided the Higgs Boson is relatively light. The c-quark couplings are also compatible with the SM. However, as can be seen from Fig. 4, the b-quark couplings appear to be only marginally compatible with the SM. The point in the SM band which is closest to the fitted data values corresponds to $m_t = 168.8$ GeV and $m_H = 90$ GeV. The χ^2 probability for compatibility to this point is 1.3%.

It is worthwhile therefore exploring further this possible discrepancy. In the fits the assumed value of $\alpha_s(M_Z)$ was taken to be 0.119 ± 0.003 . If a central value of 0.116 is used then the leptonic couplings are unchanged and the shifts in the b- and c-quark couplings are 0.0003 or less. Hence the results are not very sensitive to $\alpha_s(M_Z)$. This is to be expected since the ratios R_b^0 and R_c^0 are, by construction, rather insensitive to $\alpha_s(M_Z)$.

The results from the SLD Collaboration on A_{LR} , A_b and A_c [8] require a

³The results now are more consistent than in previous years; see e.g. [1], [4].

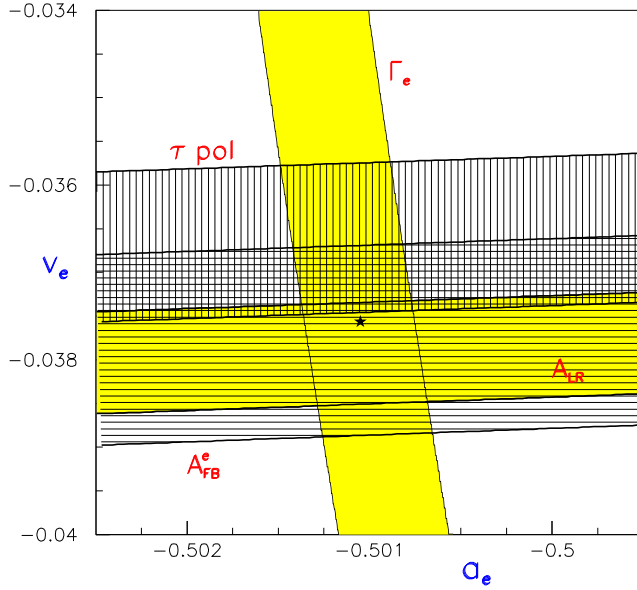


Figure 3: Constraints on v_ℓ and a_ℓ from individual measurements.

precise determination of the degree of polarisation of the electron beam. It can be noted that the values of A_e (from A_{LR}), A_b (from \tilde{A}_{FB}^b) are above and below the SM predictions respectively. Since, in both cases, what is measured is proportional to the product of the polarisation and the required parameter, the measurements cannot both be reconciled with the SM simply by a change in the value of the electron polarisation. It is worth stressing that the uncertainty on A_{LR} due to the polarisation is between 0.7% and 1.1% for the published and preliminary data sets. This is to be compared to the overall statistical component of the error which is about 1.5%.

The results for $A_{FB}^{0,b}$ measure the product of A_e and A_b . Thus the value of $A_{FB}^{b\bar{b}}$ extracted depends critically on that of A_e . In the standard fits above the information on A_e comes from all of the data and the fitted value is $A_e = 0.1491 \pm 0.0017$. Most of the information comes from the measurements of A_{LR} , the τ -polarisation and $A_{FB}^{0,\ell}$. In the SM the value of A_e increases for increasing m_t and decreasing m_H . However, as m_t is now well constrained, the main variation is from m_H . As can be seen from Fig. 2, the lepton coupling data favour a light Higgs. Within the ranges $168.8 \leq m_t [\text{GeV}] \leq 178.8$ and $90 \leq m_H [\text{GeV}] \leq 1000$ the closest SM value is 0.1477, which corresponds to $m_t = 178.8 \text{ GeV}$ and $m_H = 90 \text{ GeV}$. The value of A_e which corresponds to the 95% upper limit on m_H (namely about 300 GeV) is 0.1460. The values of v_b and a_b extracted when these two values for A_e are imposed for the measurement

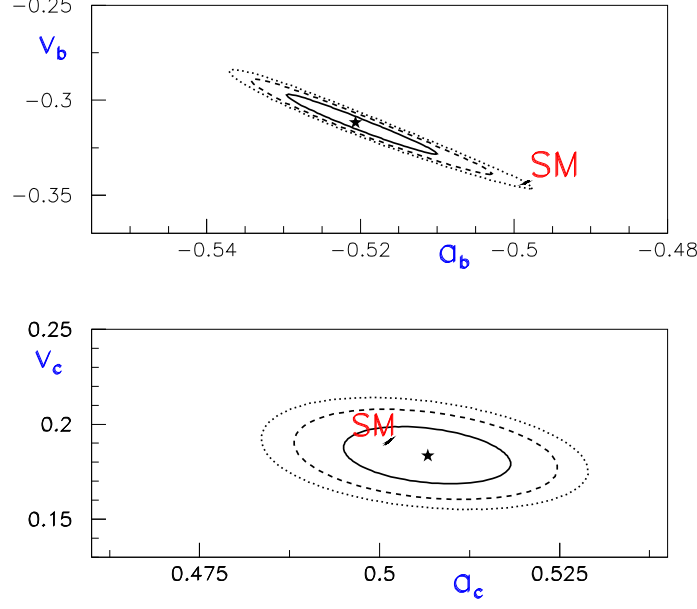


Figure 4: Results of a fit to the b and c-quark vector and axial-vector couplings. The contours are for the 70, 95 and 99% confidence limits.

of $A_{\text{FB}}^{0,b}$ are given in Table 6. Also given are the χ^2 probabilities that the result is compatible with the closest SM value. It can be seen that the χ^2 probability increases as A_e increases to about 5% for $A_e = 0.1460$. If $A_{\text{FB}}^{0,b}$ is removed from the fit then the probability increases to 6.6%.

Although the c-quark couplings are reasonably compatible with the SM it can be noted that, as for b-quarks, the measured values of $A_{\text{FB}}^{0,c}$ and A_c are both below the SM predictions. However, the errors for c-quarks are currently larger than for b-quarks, so the differences are less significant.

conditions on $A_{\text{FB}}^{0,b}$	v_b	a_b	χ^2 prob. for SM
none	-0.3118 ± 0.0101	-0.5206 ± 0.0063	1.3%
$A_e = 0.1477$	-0.3154 ± 0.0094	-0.5185 ± 0.0059	1.7%
$A_e = 0.1460$	-0.3199 ± 0.0097	-0.5157 ± 0.0062	4.8%
remove	-0.3147 ± 0.0119	-0.5189 ± 0.0075	6.6%

Table 6: Values of v_b and a_b for different assumptions about the use of $A_{\text{FB}}^{0,b}$. The SM values used correspond to $m_t = 168.8$ GeV and $m_H = 90$ GeV.

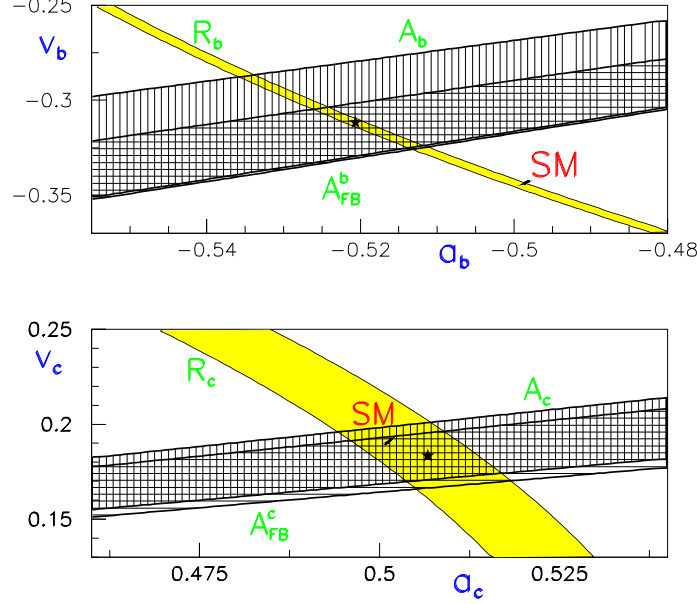


Figure 5: Constraints on the b and c-quark vector and axial-vector couplings, from individual measurements.

5 Electroweak fits for the Higgs boson mass

The precision data discussed above, together with additional data, are sufficiently accurate to constrain the mass of the Higgs boson in electroweak fits. The additional measurements used are $M_W = 80.390 \pm 0.064$ GeV, $\sin^2\theta_W = 0.2254 \pm 0.0021$ from deep inelastic neutrino-nucleon experiments and $\sin^2\theta_{\text{eff}}^{\text{lept}} = 0.2321 \pm 0.0010$ from the flavour averaged forward-backward asymmetry in Z hadronic events $\langle Q_{\text{FB}} \rangle$ [5]. The value of M_W is the current average of the Fermilab and CERN values. The value of $\sin^2\theta_W$ is from the NuTeV [14] and CCFR [15] experiments, and the dependence of the result on m_t and m_H [14] is taken into account. The top quark mass [2] $m_t = 173.8 \pm 5.0$ GeV is used as a constraint in the fits.

The parameters used in these fits are M_Z , m_t , $\alpha_s(M_Z)$ and $\alpha(M_Z)$ as well as the Higgs mass m_H . An external constraint $1/\alpha^5(M_Z) = 128.878 \pm 0.090$ [16] is used in the fits discussed below.

The results of the fits to all electroweak data give a central value for m_H of 77 GeV, and a one-sided 95% c.l. upper limit of 246 GeV; see Table 7.⁴ The

⁴The fits have been made using ZFITTER version 5.12.

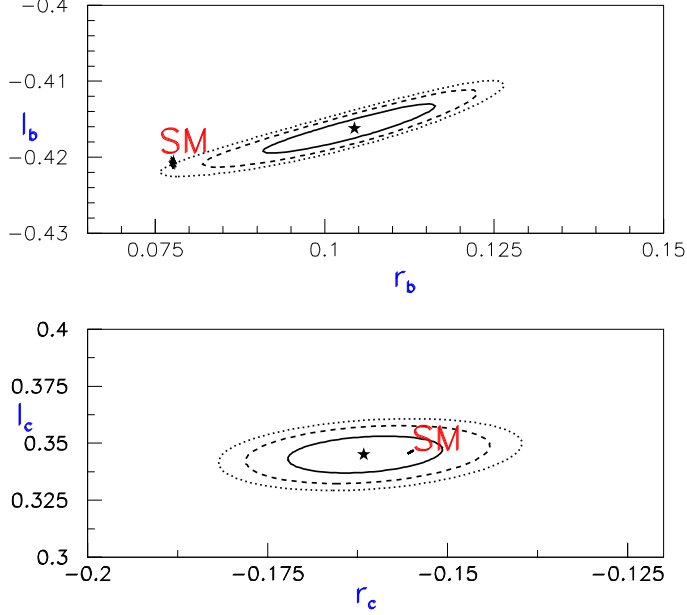


Figure 6: Results of a fit to the b-quark left and right-handed couplings. The contours are for the 70, 95 and 99% confidence limits.

data used	m_t GeV	m_H GeV	95% limit on m_H GeV	χ^2 prob. of fit
all data	$171.1^{+4.9}_{-4.8}$	77^{+85}_{-47}	246	35%
without A_{LR}	$172.5^{+4.9}_{-4.8}$	150^{+133}_{-79}	410	63%
without $A_{FB}^{0,b}$	$169.7^{+4.8}_{-4.2}$	36^{+66}_{-22}	172	56%
without A_{LR} and $A_{FB}^{0,b}$	$171.7^{+5.0}_{-4.9}$	105^{+124}_{-70}	348	65%
scale A_{LR} and $A_{FB}^{0,b}$	$171.5^{+4.9}_{-4.9}$	92^{+106}_{-61}	303	70%

Table 7: Results of electroweak fits to m_t and m_H for different sets of data. The fourth column gives the 95% one-sided confidence level upper limit on m_H . This upper limit does not include the uncertainty in the theory. A fitted value of $\alpha_s(M_Z) = 0.119 \pm 0.003$ is also obtained in these fits.

lower limit from direct searches of about 90 GeV [17] is not used in the limits here. The upper limit does not take into account the theoretical uncertainty due to missing higher order terms. Including an estimate of these (as discussed in [5]) increases this limit to 262 GeV; that is, an increase of about 16 GeV. It is of great importance, particularly in the consideration of the construction of new accelerators, to understand if these values are reliable. One can adopt (at least) two approaches to these fits:

- 1) The overall χ^2 of 14/13 d.f. (prob. = 35%) for the fit to all data is reasonably good. The distribution of the pulls⁵ has a mean value of -0.1 ± 0.2 and an rms of 0.9, and so is compatible with the expected Gaussian distribution. The two measurements with the largest χ^2 's ($A_{\text{FB}}^{0,b}$ and A_{LR}) are just the expected “tails” of the distribution. However, these are the two most sensitive measurements to m_{H} .
- 2) The quantities which are most sensitive to m_{H} are, in order of current sensitivity, A_{LR} , $A_{\text{FB}}^{0,b}$, Γ_{Z} , P_{τ} , M_{W} and $A_{\text{FB}}^{0,\ell}$. These 6 quantities contribute 7.5 to the χ^2 . The individual values of the pulls for these 6 quantities are -1.7, -1.8, -0.8, -0.4, 0.3 and 0.7 respectively. The central value for m_{H} is sensitive to which data are included. For example, if a fit is performed without the inclusion of A_{LR} , the most sensitive quantity to m_{H} , then, as shown in Table 7, the one-sided 95% c.l. upper limit increases to 410 GeV, plus the theory error. However if $A_{\text{FB}}^{0,b}$ (alone) is excluded from the fit, then the 95% c.l. upper limit on m_{H} becomes 172 GeV. If both A_{LR} and $A_{\text{FB}}^{0,b}$ are excluded, then the 95% c.l. upper limit on m_{H} becomes 348 GeV. Although the 6 most sensitive quantities to m_{H} have a reasonable total contribution to χ^2 , the two most sensitive quantities, A_{LR} and $A_{\text{FB}}^{0,b}$ have a χ^2 contribution of 6.0. If the errors on these two quantities are scaled according to the Particle Data Book recipe, then the 95% c.l. upper limit on m_{H} becomes 303 GeV.

Of particular interest is the extent to which the data indicate that the Higgs is light. As can be seen from the fits above, the quantity most responsible for driving the limit higher is $A_{\text{FB}}^{0,b}$. However, there is no good reason to reject either the $A_{\text{FB}}^{0,b}$ or A_{LR} measurements at the present time. The value of A_{b} , which contributes to the b-quark couplings not being very compatible with the SM, has little influence on these fits; apart from increasing the χ^2 . For example, if the value of A_{b} is set to the SM value instead of the experimentally measured value, then the Higgs mass changes by less than 1 GeV.

In summary, the best estimate is that the Higgs is relatively light. However, the data are not fully compatible, so some caution in interpreting the data is necessary.

6 Summary and Conclusions

The vector and axial-vector couplings of both the leptons and heavy quarks have been extracted from the most recent electroweak data. The lepton couplings support the hypothesis of *lepton universality*.

⁵The pull is defined as the difference between the measured and fitted values, divided by the error on the quantity.

The c-quark couplings are compatible with SM expectations. However, those of the b-quark agree with the SM at only the 1% level. The main discrepancy is for the right-handed coupling of the b-quark. If real, this would not be easily interpreted in terms of the usual extension to the SM. However, it should be noted that the data used are mostly still preliminary and that the completed final analyses of all the LEP data are eagerly awaited. Possible future running of the SLC would clearly be of great benefit in resolving these questions.

Although the present results on the b-quark couplings are clearly interesting, they do not as yet provide compelling evidence for physics beyond the SM.

Acknowledgements

I would like to thank my colleagues in the LEP Electroweak Working Group, in particular M. Grunewald and G. Quast, for valuable discussions.

References

- [1] P.B. Renton, Proc. of 17th Int. Symp. on Lepton-Photon Interactions, Beijing, China, 10-15 Aug 1995, p35; World Scientific, Singapore.
- [2] CDF and D0 Collaborations, R. Partridge, ICHEP 98, Vancouver, Canada, July 1998.
- [3] A. Olshevski, P. Ratoff and P. Renton, *Z. Phys. C* **60** (1993) 643.
- [4] P.B. Renton, International Journal of Modern Physics **A12** (1997) 4109.
- [5] A Combination of Preliminary Electroweak Measurements and Constraints on the Standard Model, The LEP Collaborations, CERN-PPE/97-154 and updated with 1998 results for ICHEP 98, Vancouver, Canada, July 1998.
- [6] LEP Energy Working Group: R. Assmann *et al.* CERN-EP/98-40 and SL/98-12, to be published in *Eur. Phys. J. C*
- [7] J.-C. Brient, ICHEP 98, Vancouver, Canada, July 1998.
- [8] SLD Collaboration: K. Baird and S. Fahey, ICHEP 98, Vancouver, Canada, July 1998.
- [9] The LEP Experiments, ALEPH, DELPHI, L3 and OPAL, Nucl. Inst. Meth. **A378**, 101 (1996).
- [10] A. Halley, ICHEP 98, Vancouver, Canada, July 1998.
- [11] P.B. Renton, American Institute of Physics, Proc. 441, San Francisco, California, (1997) 168; and OUNP-98-04.
- [12] J. H. Field, Mod. Phys. Lett. A, **13** (1998) 1937; Phys. Rev **D58** (1998) 093010-1; hep-ph/9809292 and hep-ph/9810288.
- [13] K. Winter, Neutrino Properties and Interactions, Proc. of 17th Int. Symp. on Lepton-Photon Interactions, Beijing, China, 10-15 Aug 1995, p569; World Scientific, Singapore
- [14] NuTeV Collaboration, K. McFarland, talk presented at the XXXIIIth Rencontres de Moriond, Les Arcs, France, 15-21 March 1998, hep-ex/9806013.
- [15] CCFR/NuTeV Collaboration, K. McFarland *et al.*, *Eur. Phys. J. C* **1** (1998) 509.
- [16] S. Eidelman and F. Jegerlehner, *Z. Phys. C* **67** (1995) 585.
- [17] D. Treille, ICHEP 98, Vancouver, Canada, July 1998.