

Natural ranges of supersymmetric signals

Leonardo Giusi

Scuola Normale Superiore, Piazza dei Cavalieri 7
and INFN, sezione di Pisa, I-56126 Pisa, Italia

Andrea Romano

Department of Physics, Theoretical Physics
University of Oxford, Oxford OX1 3NP, UK

Alessandro Strumia

Dipartimento di Fisica, Università di Pisa and
INFN, sezione di Pisa, I-56126 Pisa, Italia

The LEP 2 experiments pose a serious naturalness problem for supersymmetric models. The problem is stronger in gauge mediation than in supergravity models. Particular scenarios, like electroweak baryogenesis or gauge mediation with light messengers, are strongly disfavoured. Searching a theoretical reason that naturally explains why supersymmetry has not been found poses strong requests on model building. If instead an unlikely (p ~ 5%) numerical accident has hidden supersymmetry to LEP 2, we compute the naturalness distribution of values of allowed sparticle masses and supersymmetric loop effects. We find that $b\bar{b}$ still remains a very promising signal of minimal supersymmetry even if there is now a 20% (4%) probability that coloured particles are heavier than 1 TeV (3 TeV). We study how much other effects are expected to be detectable.

1 Introduction

Extensive searches of supersymmetric signals, done mostly but not only at LEP, have found no positive result so far [1, 2]. Nevertheless these results turn out to have interesting consequences, because the typical spectrum of existing 'conventional' supersymmetric models contains some sparticle (a chargino, a neutralino or a slepton, depending on the model) with mass of few 10 GeV. How much should one worry about the fact that experimental bounds require these particles heavier than (80–90) GeV?

A first attempt to answer this question has been made in [3], using the 'fine tuning' (FT) parameter [4] as a quantitative measure of naturalness. After including some important one loop effects [5, 6] that alleviate the problem, in minimal supergravity the most recent bounds require a FT (defined as in [6]) greater than about 6 [6, 7], and a FT greater than about 20 to reach values of $\tan\beta < 2$.

Still it is not clear if having a FT larger than 6 is worryingly unnatural. Setting an upper bound on the FT is a subjective choice. The FT can be large in some cases where nothing of unnatural happens (i.e. dimensional transmuta-

tion) [8]. Does a Z-boson mass with a strong dependence on the supersymmetric parameters indicate a problem for supersymmetry (SUSY)? The answer is yes: in this case the FT is related to naturalness, although in an indirect way [9]. Rather than discussing this kind of details, in this paper we approach the naturalness problem in a more direct way.

When performing a generic random scanning of the SUSY parameters, the density distribution of the final results has no particular meaning. For this reason the sampling spectra that turn out to be experimentally excluded are usually dropped. In order to clearly exhibit the naturalness problem, we make plots in which the sampling density is proportional to the naturalness probability (we will discuss its relation with a correctly defined 'fine tuning' coefficient), so that it is more probable to live in regions with higher density of sampling points. Plotting together the experimentally excluded and the few still allowed points we show in figs 2, 3 in a direct way how strong are the bounds on supersymmetry. We find that

The minimal FT can be as low as 6, but such a relatively low FT is atypical: the bounds on the chargino

and higgs masses exclude 95% of the MSSM parameter space with supersymmetry breaking mediated by minimal or unified supergravity.

LHC experiments will explore 90% of the remaining part of the parameter space (we are assuming that it will be possible to discover coloured superparticles lighter than 2 TeV).

The supersymmetric naturalness problem is more serious in gauge mediation models.

Some regions of the parameter space are more problematic:

values of $\tan\beta$ lower than 2 (a range suggested by an infra-red fixed-point analysis and by the $b\tau$ unification);

values of $\tan\beta$ bigger than 20 can naturally appear only in some particular situation, but often imply a too large effect in $b\tau$ ’s.

Some particular and interesting scenario appears strongly disfavoured

Gauge mediation models with low messenger mass $M_{GM} < 10^7$ GeV;

or even too unnatural to be of physical interest

Baryogenesis at the electroweak scale allowed by a sufficiently light stop.

These results are valid in ‘conventional’ supersymmetric models. It is maybe possible to avoid these conclusions by inventing appropriate models. However, if one believes in weak scale supersymmetry and thinks that the naturalness problem should receive a theoretical justification different from an unlikely numerical accident, one obtains strong constraints on model building. If instead supersymmetry has escaped experimental detection because a numerical accident makes the sparticles heavier than the natural expectation, we compute the naturalness distribution probability for supersymmetric signals in each given model. There is a non negligible probability that an accidental cancellation stronger than the ‘minimal’ one makes the sparticles heavier than 1 TeV.

In section 2 we outline and motivate the procedure that we adopt. In section 3 we show our results for the masses of supersymmetric particles. In section 4 we discuss the natural range of various interesting supersymmetric loop effects. Finally in section 5 we give our conclusions and we discuss some implication of the supersymmetric naturalness problem for model building. In appendix A we collect the present direct experimental bounds on supersymmetry in a compact form. Since our formulae for supersymmetric effects in B-mixing correct previous ones and include recently computed QCD corrections, we list them in appendix B.

2 The procedure

In this section we describe the sampling procedure we have used to make plots with density of points proportional to their naturalness probability.

Within a given supersymmetric model (for example minimal supergravity) we extract random values for the dimensionless ratios of its various supersymmetry-breaking parameters. We leave free the overall supersymmetric mass scale, that we call m_{SUSY} . For each choice of the random

parameters we compute v and $\tan\beta$ by minimizing the potential: m_{SUSY} is thus fixed by imposing that v (or M_Z) gets its experimental value. We can now compute all the masses and loop effects that we want to study; and compare them with the experimental bounds.

This Monte Carlo procedure computes how frequently numerical accidents can make the Z boson sufficiently lighter than the unobserved supersymmetric particles. As discussed in the next subsection, in this way we obtain a sample of supersymmetric spectra with density proportional to their naturalness probability. In subsection 2.2 we illustrate these considerations with a simple example.

2.1 Naturalness and fine tuning

Our approach is related to previous work in this way: for any given value of the dimensionless ratios the naturalness probability given by the procedure outlined before is inversely proportional to the ‘fine tuning-like’ parameter defined in [9], that in the limit $\epsilon \rightarrow 1$ reduces to the original definition of the fine tuning parameter [4].

In a supersymmetric model the Z boson mass, $M_Z^2(\epsilon)$, can be computed as function of the parameters ϵ of the model, by minimizing the potential. A Z boson much lighter than the supersymmetric particles is obtained for certain values ϵ of the supersymmetric parameters, but is characteristic of only a small region ϵ of the parameter space. Unless there is some reason that says that values in this particular range are more likely than the other possible values, there is a small probability P proportional the size ϵ of the small allowed range ϵ that supersymmetry has escaped experimental detection due to some unfortunate accident. This naturalness probability is thus inversely proportional to the ‘fine-tuning-like’ parameter

$$d = \frac{1}{\epsilon} \quad (1)$$

defined in [9]. As shown in [9], if ϵ is small, we can approximate $M_Z^2(\epsilon)$ with a first order Taylor expansion around its experimental value, finding $\epsilon = d[\epsilon]$ where d coincides with the original definition of fine-tuning [4]

$$d = \frac{1}{M_Z^2} \frac{\partial M_Z^2}{\partial \epsilon} : \quad (2)$$

This original definition of naturalness in terms of the logarithmic sensitivities of M_Z has been criticized [8] as being too restrictive or inadequate at all. The definition (1) avoids all the criticisms [8].

To be more concrete, in the approximation that the Z boson mass is given by a sum of different supersymmetric contributions, the previous discussion reduce to saying that there is an unnaturally small probability P ¹ that an accidental cancellations allows a single ‘contribution’ to M_Z^2 be ϵ time bigger than their sum, M_Z^2 .

Beyond studying how naturally M_Z is produced by the higgs potential, we will study the natural expectation for various signals of supersymmetry. Our procedure automatically weights as more unnatural particular situations typically of restricted ranges of the parameter space that the ordinary ‘fine tuning’ parameter does not recognise as more unnatural (three examples of interesting more unnatural situations: a cancellation between too large chargino and higgs contributions to $b\tau$ ’s; an accidentally light stop; a resonance that makes the neutralino annihilation cross section atypically large). In the usual approach one needs to

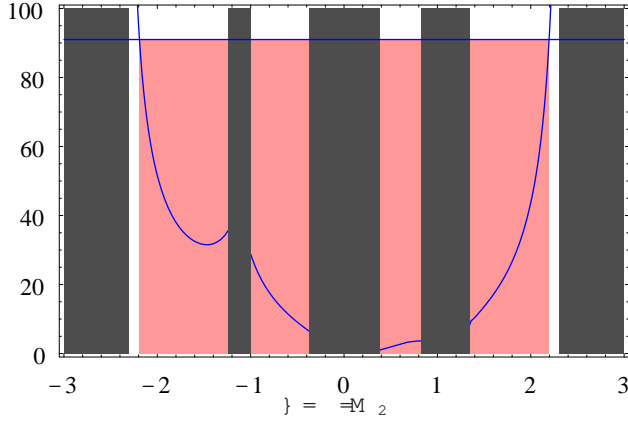


Figure 1: The naturalness problem in a typical supersymmetric model. We plot the chargino mass in GeV as function of M_2 , that is the only free parameter of the model under consideration. Values of μ marked in gray are unphysical, while light gray regions have too light sparticles. Only the small white vertical bands remain experimentally acceptable.

introduce extra fine-tuning coefficients (that for example measure how strong is the dependence of $BR(b \rightarrow s)$, of the stop mass, of the neutralino relic density on the model parameters) to have a complete view of the situation.

2.2 An example

We now try to illustrate the previous discussions with a simple and characteristic example. We consider the most minimal gauge mediation scenario with very heavy messengers (one 5×5 multiplet of the unified gauge group $SU(5)$ with mass $M_{GM} = 10^{15}$ GeV). Most minimal means that we assume that the unknown mechanism that generates the μ -term does not give additional contributions to the other parameters of the higgs potential. Since the B term vanishes at the messenger scale, we obtain moderately large values of $\tan\beta \approx 20$. This model is a good example because its spectrum is not very different from a typical supergravity spectrum, and it is simple because it has only two free parameters: the overall scale of gauge mediated soft terms and the μ term. The condition of correct electroweak breaking fixes the overall mass scale, and only one parameter remains free. We choose it to be $\mu = M_2$ (renormalized at low energy), where M_2 is the mass term of the $SU(2)_L$ gaugino. In figure 2.2 we plot, as a function of μ , the lightest chargino mass in GeV. The gray regions with $|\mu| > M_2$ are excluded because the electroweak gauge symmetry cannot be properly broken. The regions at small values of $|\mu| < M_2$ shaded in dark gray in fig. 2.2 are excluded

We must mention one uninteresting technical detail since figure 1 could be misleading about it. We are studying how frequently numerical accidents can make the Z boson lighter than the sparticles. We are not studying how frequently numerical accidents can make the sparticles heavier than the Z bosons. When including loop effects the two questions are not equivalent. The first option, discussed in this paper because of physical interest, gives sparticles naturally heavier than the second option.

because $\tan\beta > 30$ and we do not want to consider so large values of $\tan\beta$ in this paper (a large part of the region that we do not consider is excluded by the experimental bound $\tan\beta < 60$). Values of μ shaded in light gray are excluded because some supersymmetric particle is too light (in this example the chargino gives the strongest bound). The chargino is heavier than its LEP2 bound only in small ranges of the parameter space at $|\mu| > 2.3$ (left unshaded in fig. 1) close to the region where EW symmetry breaking is not possible because $|\mu|$ is too large. The fact that the allowed regions are very small and atypical is a naturalness problem for supersymmetry. Roughly 95% of the possible values of μ are excluded by the chargino mass bound.

In this example we have fixed $M_t^{\text{pole}} = 175$ GeV, and we have taken into account the various one-loop corrections to the effective potential (that double the size of the allowed parameter space). In our example we have used a small value of the top quark Yukawa coupling at the unification scale, $t(M_{GUT}) \approx 0.45$, not close to its infrared fixed point but compatible with the measured top mass. In this way the large RGE corrections to the higgs masses are minimized. This directly alleviates the naturalness problem; moreover, since the B term is only generated radiatively, we also get a moderately large value of $\tan\beta \approx 20$ that indirectly further alleviates the naturalness problem. As a consequence the fine-tuning corresponding to this example is ≈ 6 , the lowest possible value in unified supergravity and gauge mediation models. In the next section we will study the naturalness problem in these motivated models. To be conservative, up to section 4 we will use only accelerator bounds, and we will not impose the constraint on the $b \rightarrow s$ decay (and on other loop effects).

3 The supersymmetric naturalness problem

In this section we discuss how serious is the supersymmetric naturalness problem in the various different motivated scenarios of supersymmetry breaking. We will not consider models with extra fields at low energy beyond the minimal ones present in the MSSM and we will assume that matter parity' (equivalent to R parity) is conserved.

In all this section we will consider as excluded only those spectra that violate the experimental bounds coming from direct searches at accelerators listed in appendix A. We do not impose cosmological bounds (the addition of tiny R parity violating couplings allows to remove eventual problems of dark matter overabundance or of nucleosynthesis destruction); we do not impose that the physical vacuum be the only (or the deepest) one [10, 11] (depending on cosmology the presence of extra unphysical minima can be or cannot be dangerous within conventional cosmology (i.e. sufficiently hot universe, inflation) the most frequent unphysical minima seem not dangerous [11]); we do not impose $b \rightarrow s$ unification or closeness of t to its infrared fixed point (these appealing assumptions give problems [7, 12] that can be alleviated by modifying the theory at very high energy or by loop corrections at the electroweak scale); and in this section we also do not impose any indirect bound (because we want to be conservative and include only completely safe bounds the indirect constraint from $BR(B \rightarrow X_s)$ would exclude 20% of the otherwise allowed points). We are thus excluding spectra that are really excluded.

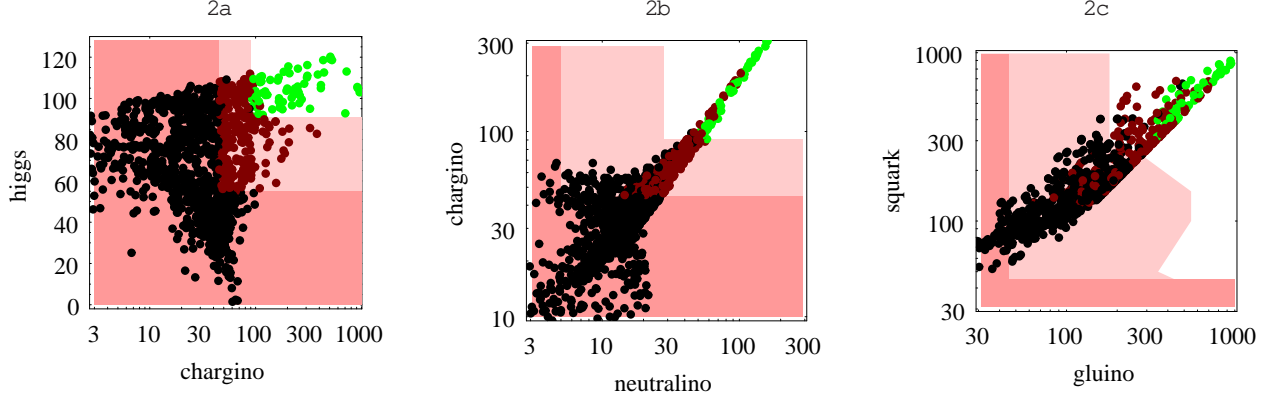


Figure 2: Scatter plot with sampling density proportional to the naturalness probability. The area shaded in light gray (dark gray) in figs 2a,b correspond to regions of each plane excluded at LEP2 (at LEP1), while the area shaded in light gray in fig. 2c has been excluded at Tevatron. The dark gray (black) points correspond to sampling spectra excluded at LEP2 (at LEP1). Only the light gray points in the unshaded area satisfy all the accelerator bounds. Points with unbroken electroweak symmetry are not included in this analysis.

3.1 Minimal supergravity

"Minimal supergravity" assumes that all the sfermion masses have a common value m_0 , all the three gaugino masses have a common value M_5 , and that all the A -terms have a common value A_0 at the unification scale $M_{GUT} \approx 2 \cdot 10^{16}$ GeV. The parameters m_0 and B_0 are free. They contribute to the mass terms of the higgs doublets h^u and h^d in the following way:

$$(m_{h^u}^2 + j_0^2 j_1^2) h^u h^u + (m_{h^d}^2 + j_0^2 j_2^2) h^d h^d + (B_0 h^u h^d + h.c.):$$

As explained in the previous section we randomly fix the dimensionless ratios of the parameters m_0 , M_5 , A_0 , B_0 and j_0 and we fix the overall supersymmetric mass scale m_{SUSY} from the minimization condition of the MSSM potential. More precisely we scan the parameters within the following ranges

$$m_0 = \left(\frac{1}{9} - 3\right) m_{SUSY} \quad (3a)$$

$$j_0 j_1 M_5 = \left(\frac{1}{3} - 3\right) m_{SUSY} \quad (3b)$$

$$A_0; B_0 = (-3 - 3) m_0 \quad (3c)$$

The samplings in (3a), (3b) are done with flat density in logarithmic scale. We think to have chosen a reasonable restriction on the parameter space. We could make the naturalness problem apparently more dramatic by restricting the dimensionless ratios to a narrow region that does not include some significant part of the experimentally allowed region, or by extending the range to include larger values that produce a larger spread in the spectrum so that it is more difficult to satisfy all the experimental bounds. The only way to make the naturalness problem less dramatic is by imposing appropriate correlations among the parameters, but this makes sense only if a theoretical justification can be found for these relations. We will comment about this possibility in the conclusions. An alternative scanning procedure that does not restrict at all the parameter space

$$m_0; j_0 j_1 M_5; B_0; A_0 = (0 - 1) m_{SUSY} :$$

gives the same final results as in (3).

We now exhibit the results of this analysis in a series of figures. In fig. 2 we show some scatter plots with sampling density proportional to the naturalness probability. The sampling points that give spectra excluded at LEP1 are drawn in black, the points excluded at LEP2 in medium gray, and the still allowed points are drawn in light gray. The present bounds are listed in appendix A. The pre-LEP2 bounds approximately consist in requiring that all charged and coloured particles be heavier than $M_Z = 91$ GeV. Fig. 2a shows the correlation between the masses of the lightest chargino, $m_{\tilde{C}}$, and of the lightest higgs, m_h . This plot shows that the experimental bounds on $m_{\tilde{C}}$ and m_h are the only important ones in minimal supergravity (if $m_0 = M_5$ also the bound on the mass of right-handed sleptons becomes relevant). The bound on the chargino mass is more important than the one on the higgs mass: even on fitting the bound on the higgs mass the number of allowed points would not be significantly increased (the MSSM predicts a light higgs; but this prediction can be relaxed by adding of a singlet field to the MSSM spectrum). The experimental bounds on supersymmetry are thus very significant (to appreciate this fact one must notice that the allowed points have small density). This fact is maybe illustrated in a more explicit way in fig. 2b, where we show the correlation between the masses of the lightest chargino, $M_{\tilde{C}}$, and of the lightest neutralino, $M_{\tilde{N}}$. We see that in the few points where LEP2 bound on the chargino mass is satisfied, the two masses $M_{\tilde{N}} = M_1$ and $M_{\tilde{N}} = M_2$ are strongly correlated because the parameter $\tan\beta$ is so large that the $SU(2)_L$ -breaking terms in the gaugino mass matrices become irrelevant. We clearly appreciate how strong has been the improvement done at LEP2. In fig. 2c we show an analogous plot in the $(M_{\tilde{C}}; m_q)$ plane, often used to show bounds from hadronic accelerators. The bounds from LEP2 experiments together with the assumption of mass universality at the unification scale gives constraints on the mass of coloured particles stronger than the direct bounds from Tevatron experiments.

In fig. 3 we show the same kind of results using a different format. We show the 'naturalness distribution probability' for the masses of various representative super-

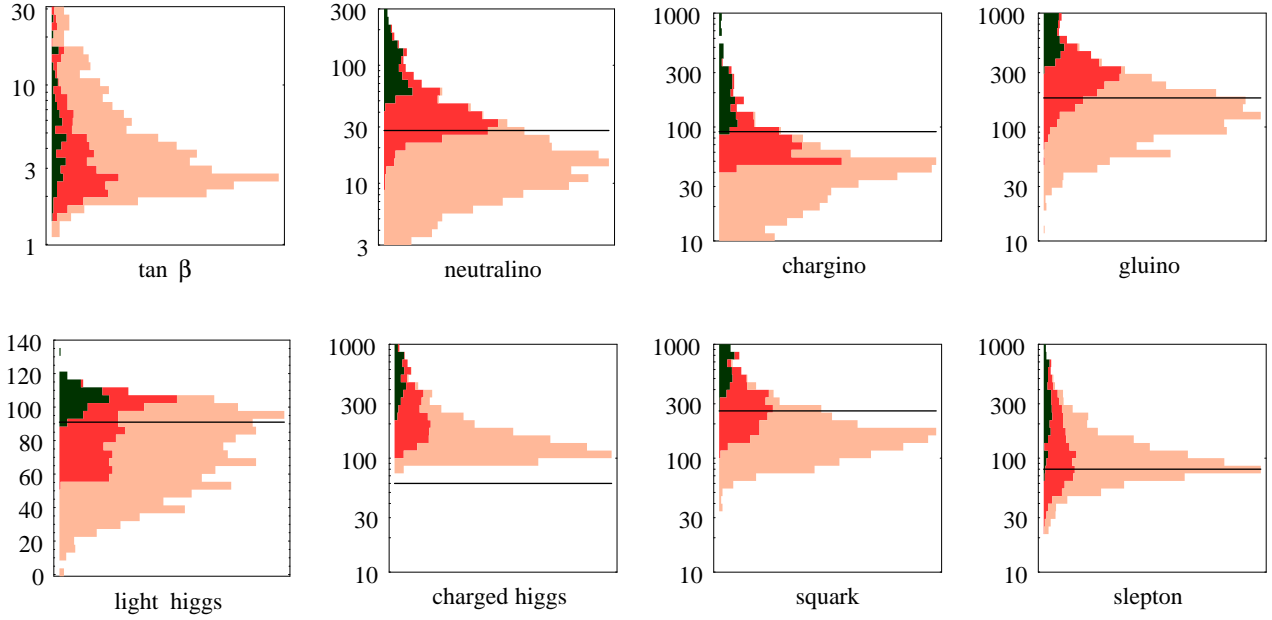


Figure 3: Naturalness distribution of sparticle masses in minimal supergravity. Allowed spectra contribute only with the small tails in dark gray. The remaining 95% of the various bell-shaped distributions is given by points excluded at LEP2 (in medium gray) or at LEP1 (in light gray). On the vertical axes on each plot the particle masses in GeV are reported (tan in the first plot). With ‘squark’ and ‘slepton’ we mean the lightest squark and slepton excluding the third generation ones, that have weaker accelerator bounds.

symmetric particles and for tan β . The allowed points have been drawn in dark gray; those ones excluded at LEP2 (LEP1) in medium gray (in light gray). As a consequence of the naturalness problem the allowed spectrum is confined in $g.s.3$ to the small tails in the upper part of the unconstrained probability distributions. The fact that LEP1 experiments have not found a chargino lighter than $M_Z/2$ excluded about 70% of the unified supergravity parameter space. In the MSSM with soft terms mediated by ‘minimal supergravity’ the present experimental bounds exclude 95% of the parameter space with broken electroweak symmetry (97% if we had neglected one-loop corrections to the potential).

3.2 Non minimal supergravity

Some of the assumptions of the ‘minimal supergravity scenario’ allow to reduce the number of parameters, but do not have a solid theoretical justification. ‘Minimal supergravity’ at the Planck (or string) scale can be justified; but even in this case the mass spectrum at the unification scale is expected to be significantly different from the minimal one due to renormalization effects [13]. If the theory above the gauge unification scale is a unified theory, these renormalization effects induce new flavour and CP violating processes [14, 15], that we will discuss in section 4.2. In this section we study the naturalness problem in ‘unified supergravity’, that we consider an interesting and predictive scenario. More precisely, beyond performing the scanning (3), we also allow the higgs mass parameters at the unification scale to vary in the range

$$m_{H^u}; m_{H^d} = \left(\frac{1}{3} - 3\right)m_0$$

where m_0 is now the mass of the sfermions contained in the $10_3 = ((t_L; b_L); t_R; b_R)$ multiplet of SU(5). We can assume that all remaining sfermions have the same mass m_0 , since they do not play any significant role in the determination of M_Z^2 (unless they are very heavy; we do not consider this case in this section).

From the point of view of the naturalness problem there is no significant difference between minimal and unified supergravity: an unnatural cancellation remains necessary even if there are more parameters.

From the point of view of phenomenology, maybe the most interesting new possibility is that a mainly right handed stop can ‘accidentally’ become significantly lighter than the other squarks. Unless the top A-term is very large, this accidental cancellation is possible only if [17]

$$m_{10_3}^2 = m_{H^u}^2 \quad (0.6 - 0.8) \quad \text{and} \quad M_2 < 0.2 m_{H^u}$$

(all parameters renormalized at M_{GUT}) | a region of the parameter space where the small mass M_2 term for the chargino makes the naturalness problem stronger. The large Yukawa coupling of a light stop can generate various interesting loop effects ($b \rightarrow s, m_B, \dots$) and make the electroweak phase transition sufficiently first-order so that a complex term can induce baryogenesis [16]. However this possibility is severely limited by naturalness considerations [17]: it requires not only that one numerical accident makes the Z boson sufficiently lighter than the unobserved chargino, but also that a second independent numerical accident gives a stop lighter than the other squarks. The fact that in our analysis this combination occurs very rarely ($p \sim 10^{-3}$) means that this nice possibility is very unnatural. Furthermore a stop lighter than 200 GeV is strongly correlated with a too large supersymmetric correction to the $BR(B \rightarrow X_s \gamma)$ decay.

In fig. 4 we show the naturalness distribution of particle masses omitting all the experimentally excluded spectra, i.e. under the assumption that supersymmetry has escaped detection because a numerical accident makes the sparticle too heavy for LEP 2. In the more realistic ‘unified supergravity’ scenario, these distributions correspond to the ‘allowed tails’ of the full distributions plotted in fig. 3. Since the allowed spectra come from a small region of the parameter space, their naturalness distribution probability has a less significant dependence on the choice of the scanning procedure.

It is possible to define the most likely range of values of the masses of the various sparticles, for example by excluding the first 10% and the last 10% of the various distributions. These (10–90)% mass ranges are shown in table 1. We see that, once one accepts the presence of a numerical accident, it is not extremely unlikely that it is so strong that coloured particles are heavier than few TeV (even for so heavy sparticles, a stable neutralino is not necessarily dangerous for cosmology). Nevertheless there is still a very good probability that supersymmetry can be detected at LHC. In section 4 we will use these naturalness probability distributions for sparticle masses to compute the natural values of various interesting loop effects mediated by the sparticles, that could be discovered before LHC.

Before concluding this section, we recall that the bounds on the gluino mass from Tevatron experiments are not competitive with the LEP 2 bounds on the chargino mass, if gaugino mass universality is assumed. Consequently it is possible to alleviate the naturalness problem of supersymmetry by abandoning gaugino mass universality and making the gluino pole mass as light as possible, $M_3 \approx (200–250)$ GeV (in supergravity this requires a small gluino mass, $M_3(M_{\text{GUT}}) \approx 100$ GeV, at the unification scale; an analogous possibility in gauge mediation requires a non unified spectrum of messengers). In this case the sparticle spectrum is very different from the one typical of all conventional models; consequently the loop effects mediated by coloured sparticles are larger. Even if in this case the minimal FT can be reduced even down to $O(1)$ values, we do not find this solution completely satisfactory. If we treat all the gaugino and sfermion masses as free parameters of order M_Z , the SM Z boson mass is still one (combination) of them and still there is no reason, different from an unwelcome accident, that explains why M_Z is roughly the smallest of all the 10 charged and coloured soft masses. Anyway, Tevatron can concretely explore this possibility in the next years.

3.3 Gauge mediation

‘Gauge mediation’ models contain some charged ‘messenger’ superfields with some unknown mass $M_{\text{GM}} = (10^5–10^{15})$ GeV directly coupled to a gauge singlet field with supersymmetry-breaking vacuum expectation value. The messengers mediate supersymmetry-breaking term to the SSM sparticles that feel gauge interactions [18, 19]. The spectrum of the supersymmetric particles is thus mainly determined by their gauge charges. More precisely, in a large class of minimal models (from the first toy ones to the more elaborated recent ones) the prediction for the soft terms, renormalized at the messenger mass M_{GM} , can be conveniently parametrized as

$$M_i(M_{\text{GM}}) = \frac{c_i(M_{\text{GM}})}{4} M_0; \quad (4a)$$

$$m_R^2(M_{\text{GM}}) = \frac{c_R}{4} M_0^2(M_{\text{GM}}); \quad (4b)$$

where m_R are the soft mass terms for the fields

$$R = \tilde{Q}; \tilde{u}_R; \tilde{d}_R; \tilde{e}_R; \tilde{L}; h^u; h^d;$$

and the various quadratic Casimir coefficients c_R are listed, for example, in ref. [9]. Here M_0 is an overall mass scale and parametrizes the different minimal models. For example $M_0 = (n_5 + 3n_{10})^{1/2}$ in models where a single gauge singlet couples supersymmetry breaking to n_5 copies of messenger fields in the 5 representation of $SU(5)$ and to n_{10} copies in the 10 representation [18, 19]. Values of M_0 bigger than one are possible if more than one supersymmetry-breaking singlet is present [18, 19]. If the messengers are as light as possible the sparticle spectrum becomes a bit different than the one in (4) (but we will argue in the following that this case is very unnatural). Gauge mediation models have the problem that gauge interactions alone cannot mediate the ‘ t -term’, as well as the corresponding ‘ B -term’, since these terms break a Peccei-Quinn symmetry. The unknown physics required to solve this problem may easily give rise to unknown non minimal contributions to the soft terms in the Higgs sector [19], but this lack of predictivity does not prevent the study of naturalness.

Like in supergravity models, the one loop corrections to the potential are very important. In gauge mediation models the minimal fine-tuning is higher than in supergravity models [9, 20] because gauge mediation generates a right handed selectron mass significantly smaller than the Higgs mass term which sets the scale of electroweak symmetry breaking. This effect is more pronounced for intermediate values of the mediation scale, $M_{\text{GM}} \approx 10^6$ GeV. Higher values of the mediation scale give spectra of sparticles more similar to supergravity case, that have a less strong naturalness problem (but if $M_{\text{GM}} > 10^{12}$ GeV it is necessary to complicate the theory to avoid destruction of nucleosynthesis [19]). If the mediation scale is as light as possible the RGE effects between M_{GM} and M_Z are smaller, reducing the fine-tuning. However for low values of the messenger mass, $M_{\text{GM}} < 10^{7–8}$ GeV, the neutralino decays within the detector, so that LEP 2 experiments give now a very strong bound on its mass: $m_{\tilde{N}} > 91$ GeV. The consequent strong naturalness problem makes the light messenger scenario not attractive; Values of the gauge mediation scale higher

supersymmetric particle	mass range (in GeV)
lightest neutralino	55–250
lightest chargino	110–500
gluino	400–1700
slepton	105–600
squark	400–1700
stop	250–1200
charged higgs	300–1200

Table 1: (10–90)% naturalness ranges for the masses of various supersymmetric particle, in unified supergravity, assuming that the naturalness problem is caused by an accidental cancellation.

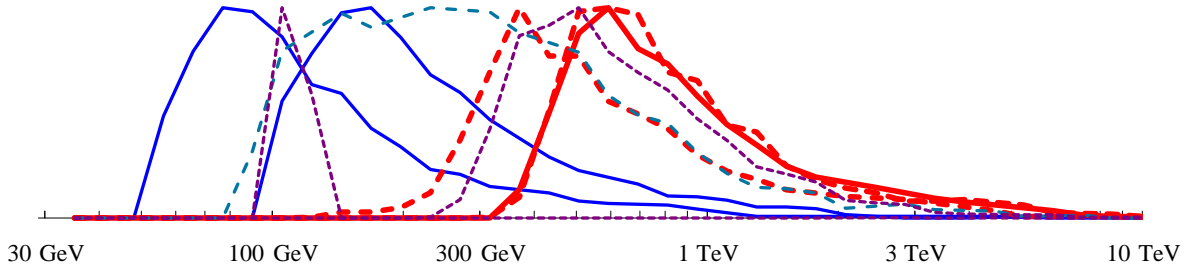


Figure 4: Naturalness distribution of some illustrative supersymmetric particle masses (on the horizontal axis) in unified supergravity, under the hypothesis that supersymmetry has not been found at LEP2 due to a numerical accident. The three continuous lines are the three gauginos (M_1, M_2 and M_3 from left to right). The thin dashed line is the lightest slepton and the thick dashed lines are the lightest stop (left) and squark (right). The dotted lines are the light and charged higgs. The distribution of $\tan\beta$ is not shown because similar to the one in Fig. 3.

than $M_{GM} > 10^9$ GeV are instead less attractive from the point of view of cosmology [21].

In Fig. 5 we show contour plots of the fine-tuning required by gauge mediation models, in the plane $(M_{GM}; \tan\beta)$ for $\tan\beta = 2.5$ and $M_t^{\text{pole}} = 175$ GeV (this corresponds to $t(M_{GUT}) = 0.5$, taking into account threshold corrections to t ; the FT is somewhat higher if one uses larger allowed values of $t(M_{GUT})$), where M_{GM} is the messenger mass, while $\tan\beta$ parametrizes the different models, as defined in (4). The fine-tuning is computed according to the definition in [9], including one loop effects and all recent bounds. In these figures we have shaded in medium gray the regions at high values of the messenger mass where the bound on the chargino mass is the strongest one and the fine-tuning is not higher than in supergravity models. We have shaded in dark gray the regions at small values of the messenger mass where the very strong new bound on the neutralino mass makes the model unattractive. We have not coloured the remaining region where the bound on the right handed slepton masses is the strongest one and makes the fine-tuning higher than in supergravity models. Small (< 0.4) and big (> 1) values of $\tan\beta$ (below and above the dashed lines) are only allowed in models where more than one singlet field couples supersymmetry breaking to the messenger fields. The fine-tuning strongly increases for smaller values of $\tan\beta$, and becomes a bit lower for higher values of $\tan\beta$. The choice of parameters used in the example shown in Fig. 1 correspond to one of the most natural cases.

4 Supersymmetric loop effects

Assuming that the supersymmetric naturalness problem is caused by a numerical accident, we now study the natural values of various supersymmetric loop effects, hopefully detectable in experiments at energies below the supersymmetric scale. As discussed before, since the allowed parameter space is very small, we can safely compute naturalness distributions in any given model. As before we concentrate our analysis on unified supergravity and, for simplicity, we assume that the sfermions of each given generation have a common soft mass and a common A term at the

unification scale. In a first subsection we assume a complete degeneration of all the sfermions at the unification scale. In this case the CKM matrix is the only source of flavour and CP violation (possible complex phases in the supersymmetric parameters – not discussed here – would manifest at low energy mainly as electric dipoles). The supersymmetric corrections to loop effects already present in the SM are studied in this first subsection.

In the second subsection we will assume (as suggested by unification of gauge couplings and by the heaviness of the top quark [14, 15]) that the sfermions of third generation are non degenerate with the other ones. In this case the MSSM Lagrangian contains new terms that violate leptonic flavour, hadronic flavour and CP and that can manifest in a variety of ways. These effects depend in a significant way not only on the masses of the sparticles, but also on unknown parameters not constrained by naturalness. We will thus compute them only in particular motivated models.

4.1 Minimal effects

In cases where electroweak loop corrections give observable effects to some measurable quantities supersymmetry can give additional loop corrections comparable to the SM ones. None of these corrections have been seen in the electroweak precision measurements done mostly at LEP. However more powerful tests of this kind will be provided by more precise measurement and more precise SM predictions of some ‘rare’ processes in B physics ($b \rightarrow s, b \rightarrow s^* \gamma, b \rightarrow m_B$), K physics ($K \rightarrow K^* \gamma$) and of the anomalous magnetic moment of the muon, $a_\mu(g-2) = 2^7$. Notwithstanding the stringent constraints on the

⁷We have carefully computed the supersymmetric corrections to $b \rightarrow s$ (assuming an experimental cut $E_\gamma > 70\% E_{\text{max}}$ on the photon energy) including all relevant NLO QCD corrections in this way: The SM value have been computed as in [22]. The charged Higgs contribution is computed including only the relevant NLO terms as in the first reference in [23] (the other two references in [23] include all the remaining terms requested by a formal NLO expansion, that at most affect $\text{BR}(B \rightarrow X_s \gamma)$ at the 1% level). The NLO corrections to the chargino/stop contribution are taken from [24], again omitting the negligible NLO

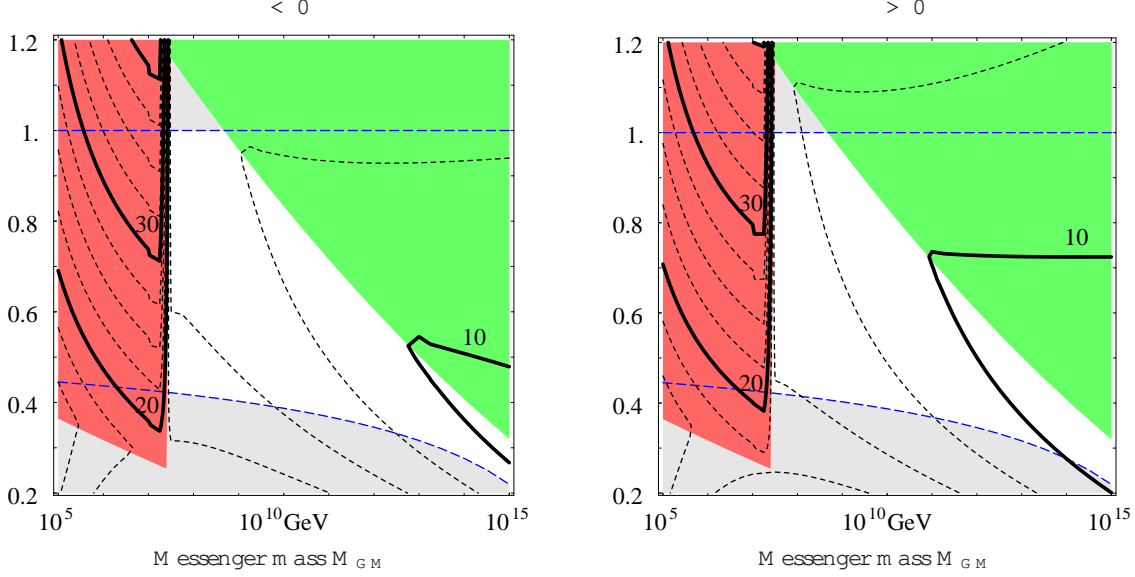


Figure 5: Contour plot of the naturalness parameter in gauge mediation models in the plane $(M_{GM}; \epsilon)$ for $\epsilon < 0$ (left) and $\epsilon > 0$ (right). In the (dark gray, white, light gray) area at the (left, center, right) of each picture the strongest experimental constraint is the one on the mass of the lightest (neutralino, right handed slepton, chargino). Values of ϵ in the gray area below the lower dashed lines and above the upper dashed lines are not allowed in models with only one SUSY-breaking singlet.

sparticle masses, in some particular region of the unified supergravity parameter space, all these supersymmetric corrections can still be significant [27]. We study how natural are these regions where the effects are maximal.

In Fig. 6 we show the naturalness distribution probabilities for these effects. We have drawn in light gray the contributions from spectra where one (or more) supersymmetric loop effect is too large; in medium gray the contributions from spectra where one (or more) effect is detectable in planned experiments, and in black the contributions from spectra for which all effects are too small. Requiring a 95% confidence level for considering excluded or discovered an effect, we divide the possible supersymmetric effects into 'excluded', 'discoverable', or 'too small' according to the following criteria. We consider allowed a value of $R = BR(b \rightarrow s \gamma)_{MSSM} / BR(b \rightarrow s \gamma)_{SM}$ (where the MSSM value includes SM and sparticle contributions) in the range $0.6 < R < 1.5$, and we consider discoverable a correction to R larger than 20%. The present experimental uncertainty on 10^{10} a.u. is 84 [1] and will be reduced maybe even below the 4 level [28]. It seems possible to reduce the present QCD uncertainty in the SM prediction to the same level [29]. In our plot we consider detectable a supersymmetric correction to a larger than 10^{-9} . It is easy to imagine how Fig. 6 would change with more or less prudent estimates.

corrections to the $b \rightarrow s \gamma$ chromomagnetic penguin. Unfortunately the approximation used in [24] is not entirely satisfactory: the chargino/squark corrections to the $b \rightarrow s$ rate can be large even without a lighter stop with small mixing, as assumed in [24] to simplify the very complex computation. Finally, we have included the threshold part of the two-loop $O(\alpha_s^2)$ corrections that does not decouple in the limit of heavy supersymmetric particles. We have computed a using the formula given in [25]. The supersymmetric correction to m_B have been taken from [26].

The results are the following. Fig. 6 shows that $b \rightarrow s \gamma$ is a very promising candidate for a discoverable effect. More precisely supersymmetry gives a correction to $BR(b \rightarrow s \gamma)$ larger than 20% in about 40% of the allowed sampling spectra. A supersymmetric correction to the $b \rightarrow s$ magnetic penguin also manifests as a distortion of the spectrum of the leptons in the decay $b \rightarrow s^+ \ell^- \ell^+$. A detectable supersymmetric effect in the $g \rightarrow \gamma$ of the muon is less likely but not impossible. About 10% of the sampled spectra are accompanied by a discoverably large effect in $g \rightarrow \gamma$ without a too large correction to $b \rightarrow s$. On the contrary a detectable (i.e. $> 30\%$) supersymmetric correction to B mixing (shown in Fig. 6c) and to K mixing (not shown because linearly correlated to the effect in B mixing) can only be obtained for values of the parameters [27] strongly disfavoured by our naturalness considerations. The same conclusion holds for $K \rightarrow \pi$ decays.

An enhancement of the effects is possible in two particular situations: if $\tan \beta$ is large, or if a stop state is lighter than 200 GeV. Both these situation can be realized but only for particular values of the parameters in the 'unified supergravity' scenario in which we are doing our computations. As discussed in the previous section, a so light stop is decidedly not a natural expectation. The possibility of a large $\tan \beta$ is instead a weak aspect of our analysis. If the scalar masses are larger than all the other soft terms (A, B , and gaugino masses) a large $\tan \beta$ is naturally obtained [30]. In our scanning of the parameter space we have preferred to assume that the A terms are of the same order of the scalar masses, and we have thus not covered this possibility. We do not want to explore the possibility of large $\tan \beta$ in this article because we do not consider it very attractive. Very large values of $\tan \beta$ are disfavoured by a (very preliminary) analysis of Teva-

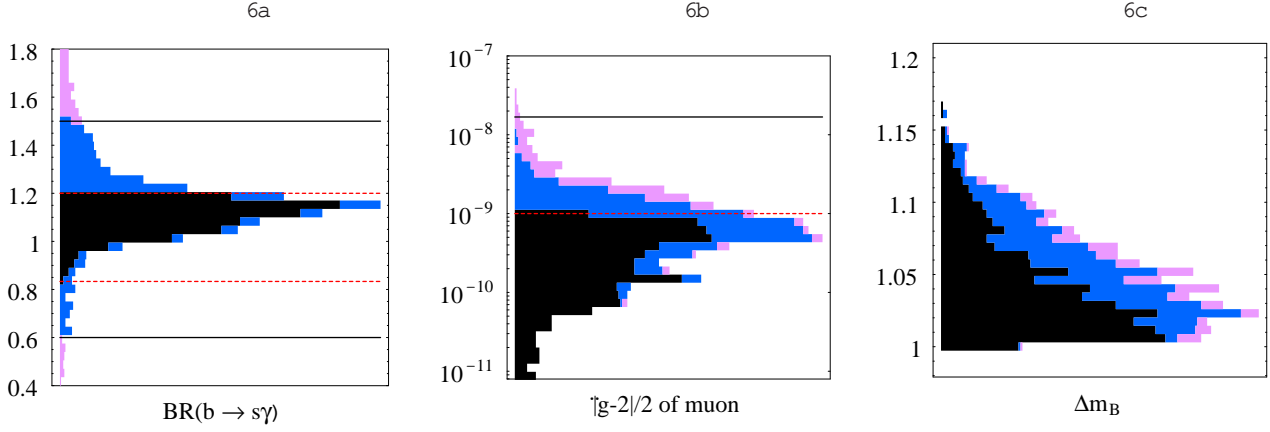


Figure 6: Naturalness distribution of three possibly interesting minimal supersymmetric effects ($\text{BR}(B \rightarrow X_s \gamma)_{\text{SM}} = \text{BR}(B \rightarrow X_s \gamma)_{\text{SM}}$ in g. 6a, anomalous magnetic moment of the muon in g. 6b and $m_B^{\text{SU SY}} = m_B$ in g. 6c) in unified supergravity with degenerate sfermions. We have plotted in light gray the contributions from spectra where at least one of these loop effects is too large, in medium gray the ones where at least one of these loop effects is detectable, and in black the ones where all effects seem too small. Our boundaries between excluded/detectable/too small effects are represented by the horizontal lines.

tron data. In any case a large $\tan \beta$ would enhance the one loop effects that are already more (b -> s) or less (a) promising, but not the effects that seem uninteresting.

4.2 New supersymmetric effects

The mass matrices of the sfermions can contain new sources of flavour and CP violation, both in the hadronic and in the leptonic sector, that manifest themselves in processes either absent (like $B \rightarrow e \gamma$) or extremely small (like the electron and neutron electric dipoles) in the SM.

This possibility is often discussed (see e.g. [31]) in the ‘mass insertion’ approximation [14], where the sfermion mass matrices are proportional to the unit matrix, plus small (and unknown) off-diagonal terms. There is however no phenomenological constraint that forces the sfermions of third generation to be degenerate with the corresponding ones of the first two generations. Indeed, even with a maximal 12/3 splitting, fermion/sfermion mixing angles $V_{ff'}$ as large as the CKM ones do not necessarily produce too large effects. Thus we will allow the masses of sfermions of third generation, $m_{3f'}$, to be different from the other ones, and parameterize this 12/3 non-degeneration introducing a parameter ϵ_f :

$$m_{1f'}^2 = m_{2f'}^2 = m_{3f'}^2 = m_f^2 \quad \text{at the unification scale.} \quad (5)$$

Rather than present a general parameterization, we now prefer to restrict our analysis to the case that we consider more strongly motivated [15]: order one 12/3 splitting (i.e. $\epsilon_f = 1=2$) and 12/3 mixing angles of the order of the CKM ones (i.e. $V_{ff'} \sim V_{\text{CKM}}$). For simplicity we continue to assume that all the sfermions of each generation have a

This scenario is motivated by the following considerations. The largeness of the top quark Yukawa coupling, y_t , suggests that the unknown flavour physics distinguishes the third generation from the other ones. This is for example the case of a $U(2)$ flavour symmetry [33]. A stronger motivation for $\epsilon_f \ll 1$ comes from unification [14, 15]: the running of the soft terms in a unified theory gives $\epsilon_f < 1$ even if $\epsilon_f = 1$ at tree level, due to the large value of the unified top quark Yukawa coupling.

common mass the unification scale (i.e. $m_{if'} = m_i$, so that $\epsilon_f = 1$) and we assume that no new effect of this kind comes from the A terms.

In the limit $\epsilon_f \rightarrow 0$ only the third generation particles have mass around the electroweak scale. If also the third generation sleptons have few TeV masses, we encounter the scenario named as ‘effective supersymmetry’ in [34]. In the opposite limit, $\epsilon_f \rightarrow 1$, we reduce to the ‘mass insertion’ approximation [14]. In both these cases the loop functions relevant for the various effects reduce to particular limits. Since we consider non-degenerate sfermions, we cannot use the ‘mass insertion’ parameterization (it is trivial to generalize it; but it becomes cumbersome since in some cases the dominant effects come from diagrams with two or three mass insertions). We choose $\epsilon_f = 0.5$ (i.e. all the sfermions of third generation are significantly lighter than the other ones, a maybe too optimistic assumption) and we allow the fermion/sfermion mixing angles to vary in the range

$$V_{e_L \sim R} \sim V_{e_R \sim R} \sim V_{d_L B_L} \sim V_{d_R B_R} \sim \left(\frac{1}{3} - 3\right) V_{td} \quad (6a)$$

$$V_{L \sim L} \sim V_{R \sim R} \sim V_{s_L B_L} \sim V_{s_R B_R} \sim \left(\frac{1}{3} - 3\right) V_{ts} \quad (6b)$$

(all angles are renormalized at the unification scale; we assume that at the weak scale $V_{ts} = 0.04$ and $V_{td} = 0.01$) with complex phases of order one. Mixing angles in the up-quark sector are less motivated and thus less controllable. Their possible contribution to the neutron EDM will not be discussed here.

If $y_t(M_{\text{GUT}}) > 1$ this minimal effect is always very large [32]. However these values of $y_t(M_{\text{GUT}})$ close to its IR fixed point accommodate the measured top mass only for $\tan \beta < 2$ a range now disfavoured by the higgs mass bound together with naturalness consideration. At larger $\tan \beta \gtrsim 2$ a top mass in the measured range requires $y_t(M_{\text{GUT}}) = 0.35 - 0.55$: for this smaller value the RGE running of the unified soft terms gives

$\epsilon_f \approx 0.8$. More precisely, depending on the details of the model the effect in (6) can be large ($\epsilon_f = 0.5$) or very small ($\epsilon_f = 0.95$).

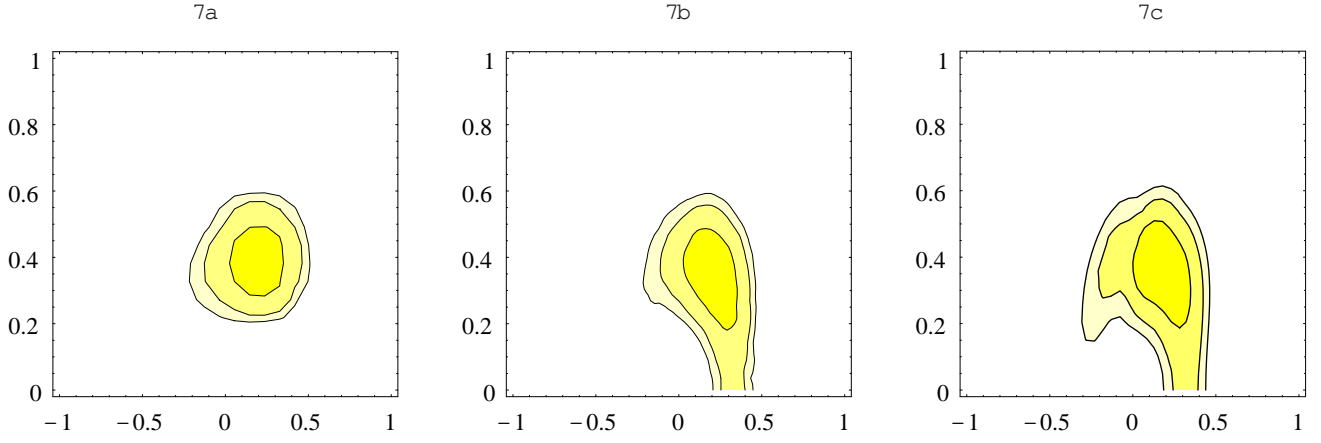


Figure 7: In figs 7a,b we show the best-fit values of the plane $(\theta; \phi)$. In fig. 7a we include all data in the fit, while in fig. 7b we omit θ_K . In fig. 7c we include all data except θ_K , and we study the compatibility between theory and experiments of each given value of θ and ϕ . In all cases the contour levels correspond to 68%, 95% and 99% C.L.

Studying this case is a good starting point for understanding what happens in similar cases. At the end of this subsection we will comment on how our results change if one of our simplifying but questionable assumptions is abandoned.

Having made specific (but motivated) assumptions, we can now compute the resulting supersymmetric effects using our naturalness distribution of sparticle masses. The results are shown in figs 8. The labels below each plot indicate the content of the plot; a longer description is written in the caption. We define here precisely the content of the two plots at the right. The new supersymmetric effects that we are studying do not affect in a significant way $\text{BR}(b \rightarrow s)$ but can modify in a detectable way its chiral structure. In the up-right plot we have plotted the supersymmetric contribution to the direct CP asymmetry $A_{\text{dir}}^{b \rightarrow s}$ [39] defined by

$$A_{\text{dir}}^{b \rightarrow s} = \frac{\langle \mathcal{B}_d \rangle \langle X_s \rangle - \langle \mathcal{B}_d \rangle \langle X_s \rangle}{\langle \mathcal{B}_d \rangle \langle X_s \rangle + \langle \mathcal{B}_d \rangle \langle X_s \rangle} \quad ; \quad E > 0.7 E_{\text{max}}$$

In the down-right plot we have plotted the supersymmetric contribution to the mixing induced CP asymmetry [40] $A_{\text{mix}}^{b \rightarrow s}$ defined by

$$\frac{\langle \mathcal{B}_d(t) \rangle \langle M \rangle - \langle \mathcal{B}_d(t) \rangle \langle M \rangle}{\langle \mathcal{B}_d(t) \rangle \langle M \rangle + \langle \mathcal{B}_d(t) \rangle \langle M \rangle} = A_{\text{mix}}^{b \rightarrow s} \sin(\arg m_{B_d})$$

^yThe supersymmetric effects are computed as follows. We take the expressions of the leptonic observables from [32] and the hadronic ones from [36] (where some of them are only given in simplifying limits); the supersymmetric CP asymmetry in $b \rightarrow s$ is taken from [37]. We have assumed, as in [37], that the largely unknown $\text{BR}(B_d \rightarrow K_S)$ is 10^{-5} a value consistent with the most reliable phenomenological estimate [38]. To compute the CP asymmetries in $b \rightarrow s$ we use the general formula in [39, 40]. In the computation of m_B and θ_K we add some important corrections with respect to previous analyses: we include the recently correctly computed QCD corrections [41] and the very recent lattice values of the matrix elements of the $B \rightarrow S = 2$ supersymmetric effective operators [42, 43]. Moreover we correct an error in the supersymmetric Wilson coefficient for m_B in [36, 37] (for a coincidence the error only causes an irrelevant flip of the sign of the effect in the semi-realistic limit $m_3 = m_B$). See appendix B for the details.

where λ is the CP eigenvalue of the CP eigenstate M . If the Wolfenstein parameters ρ and η are given by the fit in fig. 7a, in the SM $A_{\text{dir}}^{b \rightarrow s} = +0.5\%$ and $A_{\text{mix}}^{b \rightarrow s} = 5\%$. It is however difficult to find particles M that allow a precise measurement of $A_{\text{mix}}^{b \rightarrow s}$ [40].

We see that a non zero $\text{BR}(B \rightarrow e)$ (proportional to $\text{BR}(B \rightarrow eee)$ and to the similar effect of $B \rightarrow e$ conversion [32], and strongly correlated with d_e) is the most promising candidate for a detectable effect. For a precise interpretation of the results we first discuss how large the various effects are now allowed to be, and the future experimental prospects.

Allowed supersymmetric effects

Many of the experimental bounds are the same as the ones quoted in [32, 36]. Only the bound on the $B \rightarrow e$ decay and to $B \rightarrow e$ conversion have been slightly improved by the Mega and Sindrum II experiments. The present bounds are $\text{BR}(B \rightarrow e) < 3.8 \cdot 10^{-11}$ [45] and $\text{CR}(B \rightarrow e) < 6.1 \cdot 10^{-13}$ [46].

It is less clear how large the various present experimental data allow to be a supersymmetric correction to θ_K (i.e. to CP violation in KK mixing). The detailed study of this question is interesting because low energy QCD effects enhance the supersymmetric contribution to θ_K , that for this reason becomes one of the more promising hadronic effects. We can answer to this question by performing a SM fit of the relevant experimental data (i.e. the values of θ_K , m_{B_d} , $V_{ub}=V_{cb}$ and the bound on $m_{B_s} = m_{B_d}$) with θ_K itself excluded from the data to be fitted. It has been recently noticed [47, 48] that this kind of fit gives an interesting result: even omitting θ_K (the only so far observed CP-violating effect) a 'good' fit is possible only in presence of CP violation.

We answer to the question in fig. 7, where we show the best-fit values of the Wolfenstein parameters $(\rho; \eta)$. In the improved Wolfenstein parameterization of the CKM matrix,

$$\begin{aligned} V_{ub} &= \sqrt{\rho} e^{i\phi} e^{-i\theta_K} = A^3 (1 - \frac{1}{2}\rho^2) e^{-i\theta_K} \\ V_{td} &= \sqrt{\rho} e^{i\phi} e^{-i\theta_K} = A^3 (1 - \frac{1}{2}\rho^2) e^{-i\theta_K} \end{aligned}$$

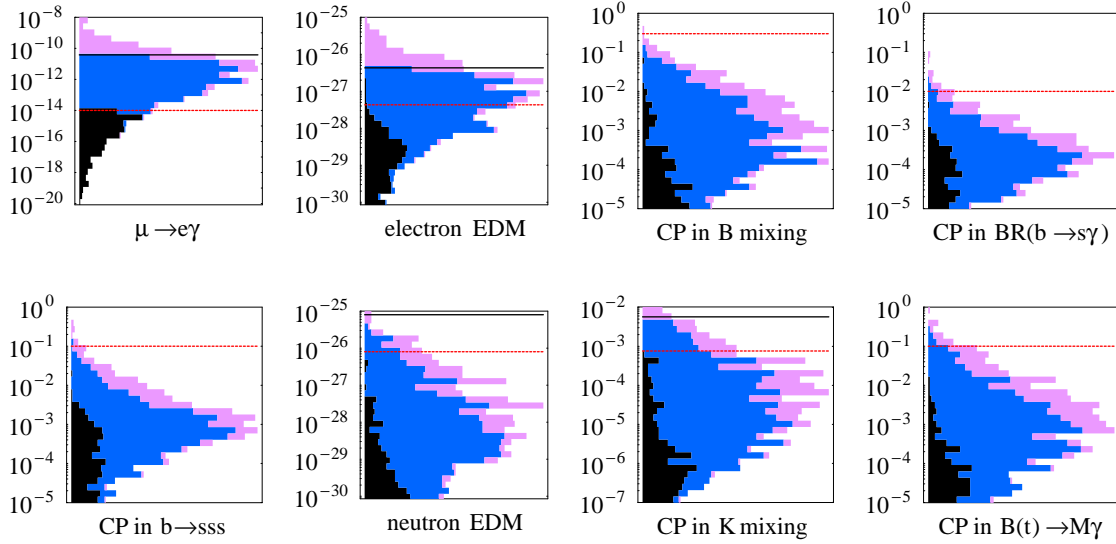


Figure 8: Naturalness distribution of various possibly interesting non-minimal supersymmetric effects (in the upper row, from left to right: $BR(\mu \rightarrow e\gamma)$, $j_L^e j_R^e(e\text{ cm})$, $\arg(m_{B_d}^{USY}) - \arg(m_{B_d}^{SM})$; direct CP asymmetry in $b \rightarrow s$; in the lower row: supersymmetric correction to the CP asymmetry in the $B_d \rightarrow K_S$ decay, to $d_N(e\text{ cm})$, to \vec{d}_N , to the mixing induced CP asymmetry in $b \rightarrow s$) in unified supergravity with $\epsilon_f = 0.5$ (all assumptions are listed in the text). The vertical axes contain the values of the loop effects. The light gray part of the distributions comes from spectra where one of the loop effects is too large, the medium gray part from spectra accompanied by a discoverable effect; the black part from spectra where all the loop effects are too small. The horizontal dashed lines in each plot delimit the smallest effect that we estimate detectable (the continuous lines delimit already excluded effects).

In table 2 we list the values of the parameters used in the fit (we use the same notations and values of [48]). If we treat the errors on these parameters as standard deviations of Gaussian distributions, we obtain the fit shown in fig. 7a (θ_K included in the fit) and 7b (θ_K not included in the fit). If we instead assume that the parameters θ with theoretical uncertainty θ_{th} have a flat distribution with same variance as the gaussian one, the result of the fit is essentially the same. The case $\theta = 0$ (no CP violation in the CKM matrix) fits the data worse than other values, but is not completely outside the 99% best fit' region, as found in [48].

Since there are only few data to be fitted and the 'good fit' region is not very small it is not completely safe to use the standard approximate analytic fitting techniques [49] (we have performed our fit using a Monte Carlo technique). More importantly, in such a situation the exact result of the fit in general depends on the choice of the parameters to be fitted — for example the CKM angles θ_{CKM} ; θ_{CKM} instead of θ ; . This dependence becomes more important when studying if the experimental data on m_{B_d} , m_{B_s} and $j_{ub} = V_{ub} j$ allow the CKM matrix to be real ($\theta = 0$). To overcome all these problems we directly study how well any given particular value of θ is compatible with the experimental data, irrespective that other values could fit the data better or worse. When there are few experimental data this question is not necessarily numerically equivalent to asking what values of the parameters give the best fit'.

Again the results of this kind of analysis do not depend significantly on the shape (Gaussian or flat) of the distribution of the parameters with dominant theoretical error. The result is shown in fig. 7c, assuming Gaussian

distributions for all uncertainties. We see that if $\theta = 0$ and $\theta_{CKM} = 0.3$ there is no unacceptable discrepancy between the experimental data and the theoretical predictions (using flat distributions $\theta = 0$ and $\theta_{CKM} = 0.3$ would be perfectly allowed). We conclude² that we cannot exclude a SM contribution to θ_K in the range $(-2.5, 2.5)_{K}^{exp}$. Consequently we will consider allowed a supersymmetric correction to θ_K smaller than 3.5_{K}^{exp} .

Detectable supersymmetric effects

The next question is: how sensitive to new physics will be the experiments performed in the near future? A planned experiment at PSI is expected to explore $BR(\mu \rightarrow e\gamma)$ down to 10^{-14} [51]. It seems possible to improve the search for the electron EDM (and maybe also the search for the neutron EDM) by an order of magnitude [52].

Concerning B and K physics, various new experiments will be able to measure CP asymmetries accurately. With the possible exception of $A_{mix}^{b \rightarrow s}$ that is difficult to measure, the discovery potential is however very limited by the fact that the SM background has large QCD uncertainties. For example the precise measurement of the phase of B mixing (obtainable from the CP asymmetry in $B_d(t) \rightarrow K_S$)

$\arg(V_{td}) = 2\theta_{CKM} + \arg(m_{B_d}^{USY})$, says neither the value of $\arg(V_{td})$ nor if a supersymmetric effect is present, $\arg(m_{B_d}^{USY}) \neq 0$. All proposed strategies that allow to disentangle the supersymmetric contribution from the SM back-

²We however mention that a preliminary Tevatron study of the CP asymmetry in the decay $B_d \rightarrow K_S$ [50] disfavors negative values of θ_K .

ground suffers of disappointingly large (few 10%) hadronic uncertainties:

One way for searching a supersymmetric effect in B mixing is the following. If one assumes an approximate $SU(3)$ symmetry between the three light quarks (u, d, s) it is possible to reconstruct the unknown SM gluonic penguins (that affect the decay modes that allow to separate CKM and $\theta_{B_d}^{SUSY}$) from the branching ratios of the decays $B_d^+ \rightarrow \pi^+ K^0, B_d^0 \rightarrow \pi^+ K^-, B_d^0 \rightarrow \pi^0 \pi^+$ and their CP conjugates [53]. In this way it seems possible to detect a 30% correction to the phase of $B_d^0 B_d^0$ mixing [37].

Another way for searching a supersymmetric effect in B mixing is the following. In the SM the dilepton asymmetry in $B_d B_d$ decays [54, 55] is given by

$$A_{\pi\pi}^{SM} = \text{Im} \frac{M_{12}^{SM}}{M_{12}^{SM}} \approx 0.001 \arg \frac{M_{12}^{SM}}{M_{12}^{SM}} \approx 10^{-3}$$

($M_{12} = i_{12}=2$ is the off-diagonal element of the effective Hamiltonian in the $(B; \bar{B})$ basis) and is suppressed due to a cancellation between contributions of the u and c quarks. This cancellation could be significantly upset by unknown QCD corrections [54]. If this does not happen lepton asymmetries are a useful probe for a SUSY effect [55]:

$$A_{\pi\pi}^{SUSY} = \text{Im} \frac{M_{12}^{SM}}{M_{12}^{SM} + M_{12}^{SUSY}} \approx A_{\pi\pi}^{SM} \frac{10^{-3}}{A_{\pi\pi}^{SM}} 10^{\theta_{B_d}^{SUSY}} :$$

From a SM fit of the future precise experimental data (i.e. using, for example, a measurement of m_{B_s} and of the CP asymmetry in $B_d \rightarrow K_S$) it will be possible to predict the SM value of θ_K with a uncertainty of about 25%, mainly due the future uncertainties on the Wolfenstein parameter A and on the matrix element of the operator that gives θ_K in the SM,

parameter	value
m_{B_d}	$(0.471 \pm 0.016) \text{ ps}$
m_{B_s}	$> 12.4 \text{ ps}$, see [35]
θ_K	$(2.28 \pm 0.02) \cdot 10^\circ$
$V_{ub}=V_{cb}$	0.093 ± 0.016
$m_t (m_t)$	$(166.8 \pm 5.3) \text{ GeV}$
$m_c (m_c)$	$(1.25 \pm 0.15) \text{ GeV}$
A	0.819 ± 0.035
B_K	0.87 ± 0.14
$B_B^{1=2} f_B$	0.201 ± 0.042
	1.14 ± 0.08
1	1.38 ± 0.53
2	0.574 ± 0.004
3	0.47 ± 0.04
B	0.55 ± 0.01

Table 2: Values of parameters used in the determination of $(\theta; \theta_K)$. The parameters in the upper rows have mainly experimental errors; the parameters below the middle horizontal line have dominant theoretical errors.

determined with lattice techniques. A real improvement in the lattice computation will come only when it will be possible to avoid the ‘quenching’ approximation. We estimate (maybe a bit optimistically) that it will be possible to detect supersymmetric corrections to θ_K larger than 30% θ_K^{exp} . It will also be possible to try to detect a supersymmetric corrections to the phase of B mixing from a global fit of the future experimental data; it is not possible now to say if this technique can be more efficient than the direct ones discussed above.

A theoretically clean way of detecting a supersymmetric correction to CP violation in B mixing would result from a precise determination of the phase of B_s mixing (that is very small in the SM; but its measurement does not seem experimentally feasible) or of $BR(K^+ \rightarrow \pi^+ \pi^0) = BR(K_L \rightarrow \pi^0 \pi^0)$ (that has small QCD uncertainties [56]). Hopefully these decay rates will be measured with 10% accuracy in the year 2005 [57]. Apart for this possibility we do not know any way that allows to detect corrections to B and K mixing from new physics smaller than (20–30)%. As a consequence we cannot be sure that a precise measurement of the CP asymmetry in $B \rightarrow K_S$ really measures the CKM angle θ_{CKM} or if instead it is contaminated by a 10% new physics contribution.

To summarize this long discussion, we have added to each plot of Fig. 8 a horizontal dashed lines that delimit the smallest effect that we estimate detectable (while the continuous lines delimit already excluded effects).

Discussion

We have computed the loop effects characteristic of non-minimal supersymmetry assuming a 12/3 splitting between the three generations of sfermions with $\epsilon_f = 1=2$ (see eq. (5)). We now discuss what happens if we modify our assumptions.

The minimal effect that motivates $\epsilon_f \neq 1$ could give a much larger effect, $\epsilon_f = 1$. This limiting case is interesting also for different reasons [34]. If $\epsilon_f = 0$ leptonic effects are too large in about 80% of the parameter space and are almost always discoverable by planned experiments. Among the hadronic observables, a detectable supersymmetric effect is sometimes contained in θ_K and d_N , while CP violation in B mixing and decays ($b \rightarrow s, b \rightarrow ss$) is interesting only for some values of the parameter that produce too large effects in the other leptonic and hadronic observables.

Alternatively, the 12/3 mass nondegeneration could be smaller. If $\epsilon = 0.9$ the GIM-like cancellation is so strong that no effect exceeds the experimental bounds, but leptonic effects remain discoverable in almost 50% of the parameter space. Some hadronic effects still have a small possibility of being discoverable (θ_K, d_N, CP violation in B decays). If $\epsilon = 0.95$ only the leptonic signals have a low probability (5%) of being discoverable.

Apart for the value of ϵ , our simplifying but questionable assumptions can be incorrect in different ways:

1. We have assumed that all sfermions of third generation are lighter than the corresponding ones of the first two generations. Maybe only some type of sfermions have a significant 12/3 non-degeneration: for example the ones unified in a 10-dimensional representation of $SU(5)$. In this case $BR(\pi \rightarrow e)$ gets

suppressed by a factor $(m = m)^2$, but likely remains the only interesting signal of new physics. It could instead happen that the squarks (but not the sleptons) have a significant 12/3 non-degeneration. In this unmotivated case a detectable effect in B physics is possible and accompanied always by a detectable correction to μ_K and often by a neutron EDM larger than $10^{-26} e \text{ cm}$.

2. We have assumed fermion/sfermion mixing angles of the same order as the CKM ones. Recent neutrino data [58] suggest the presence of a large mixing angle in the leptonic sector. It is easy to compute how the various effects get enhanced in presence of some mixing angle larger than the CKM ones assumed in eqs (6).
3. We have assumed that the A terms alone do not induce interesting effects. In unification models the masses of light quarks and leptons do not obey simple unification relations: this suggests that they arise from higher dimensional operators with complex gauge structure. In this case, the A terms cannot be universal and can induce a new large effect in μ_e [59] and a maybe detectable CP asymmetry in $b \rightarrow s$.

In none of these cases CP violation in B mixing is an interesting effect. Even if supersymmetry gives rise to larger effects than the motivated ones that we have here studied an effect in B mixing is severely limited by the necessity of avoiding too large effects in leptonic observables, in EDMs and in μ_K (but cannot be excluded, because all bounds can be avoided in one particular situation).

5 Conclusions

In conclusion, the negative results of the recent searches for supersymmetric particles, done mostly at LEP 2, pose a serious naturalness problem to all 'conventional' supersymmetric models. Fig. 1 illustrates the problem in a simple case where it is as mild as possible. Why the numerical values of the supersymmetric parameters should lie very close to the limiting value where electroweak symmetry breaking is not possible?

There are two opposite attitudes with respect to the problem, that give rise to different interesting conclusions.

One may think that supersymmetry has escaped detection due to an unlucky numerical accident. This happens with a 5% probability (or less in various particular models), so that this unlucky event is not very improbable. If this is the case we can study the naturalness probability distribution of supersymmetric masses in the small remaining allowed range of parameters of each model. It is no longer very unlikely that the coloured particles have mass of few TeV due to an accidental cancellation stronger than the 'minimal' necessary to explain experiments. A second accident – just as improbable as the one that has prevented the discovery of supersymmetry at LEP 2 – could make the same job at LHC (assuming that it will not be possible to detect coloured particles heavier than 2 TeV). When the coloured particles are so heavy, the charginos and neutralinos are also too heavy for being detectable via pair production followed by decay into three leptons [60]). Even so, LHC has very favourable odds of discovering supersymmetry. Before LHC, we estimate that there is a 40% probability of detecting a supersymmetric correction

to $BR(B \rightarrow X_s)$ and a 10% probability that supersymmetry affects the anomalous magnetic moment of the muon in a detectable way. Other interesting supersymmetric signals are naturally possible only if supersymmetry gives rise to new flavour and CP violating phenomena. A detectable effect of this kind can be present almost everywhere for appropriate values of the hundreds of unknown relevant supersymmetric parameters. For this reason we have concentrated our attention to a subset of strongly motivated, and thus controllable, signals [15]. We find that μ_e and the electron EDMs are interesting candidates for a supersymmetric effect. Effects in the hadronic sector are possible but not very promising (the neutron EDM and μ_K seem more interesting than CP violation in B mixing and decays: see § 8).

On the other hand one may instead think that 5% is a small probability: after all 95% is often used as a confidence probability level for excluding unseen effects. If one still believes that supersymmetry at weak scale solves the SM naturalness problem, the supersymmetric naturalness problem motivates the search of unconventional models that naturally account for the negative results of the experimental searches. The problem would be alleviated by an appropriate correlation, for example between μ_3 and M_3 . We know no model that makes this prediction; the naturalness problem implies that any model really able of predicting μ_3 has a large probability of making a wrong prediction. Even if some high energy model predicts the desired cancellation, this delicate cancellation will not survive at low energy due to large RGE corrections. In other words the required value of μ_3 depends on the values of μ_1, μ_2, \dots (for example we need $(M_{GUT})\mu_3(M_{GUT}) = 1.5$ if $t_G = 0.5$, and 2.5 if $t_G = 1$).

Models where supersymmetry is mediated at lower energy can thus have some chance of being more natural. However, exactly the opposite happens in the only appealing models of this kind: gauge mediation models. These models predict that the right handed sleptons are lighter than the mass scale in the higgs potential, so that naturalness problem is stronger than in supergravity models. More importantly, if the supersymmetry breaking scale is so low that the neutralino decays in a detectable way, both LEP and Tevatron experiments give so stringent experimental bounds on the neutralino mass that make this scenario unnatural.

A different way of alleviating the problem consists in having a sparticle spectrum more degenerate than the 'conventional' one. Since the Tevatron direct bound on the gluino mass is weaker than the indirect bound obtained from LEP 2 assuming gaugino mass universality, it is possible to reduce the mass of coloured particles (and consequently their large RGE corrections to the Z mass, that sharpen the naturalness problem) by assuming that gaugino mass universality is strongly broken. This possibility have recently been discussed in [61] in the context of supergravity. A gauge mediation model that gives a sparticle spectrum different from the conventional one (by assuming an unconventional messenger spectrum) has been constructed in [62]. In both cases, the more degenerate particle spectrum allows to reduce significantly the original FT parameter. Still, we believe that these solutions do not completely remove the unnaturalness. Even if all the particles and the W and Z bosons have now arbitrary but comparable masses, why only the SM vector bosons and not one of the many (> 10) detectable particles have

been observed with mass below M_Z ? It will be possible to concretely explore this possibility at Tevatron in the next years.

Finally, a more original (but apparently problematic) approach is discussed in [63]. To conclude, we know no model that really predicts that sparticles are heavier than the Z boson (while we know many models that make the opposite prediction).

Acknowledgments We thank R. Barbieri, G. Martinelli and S. Pokorski for useful discussions. A.R. and A.S. thank the Scuola Normale Superiore and INFN of Pisa. One of us (A.R.) wishes to thank the Theoretical Physics Department of Technical University of Munich where part of this work has been done.

A Experimental bounds

We now summarize the present experimental bounds on supersymmetric particle masses. The informations are mainly extracted from [1, 2].

LEP 2 bounds The most important bound is the one on the chargino mass: $m_{\tilde{\chi}^\pm} > 91 \text{ GeV}$ unless $M_1, M_2 < 4 \text{ GeV}$ or $m_{\tilde{\chi}^\pm} < M_W$. The bound on the higgs mass is also very important if $\tan\beta < 3$ is low and can be approximated with

$$m_h > \begin{cases} 91 \text{ GeV} & \text{if } \tan\beta < 4 \\ 83 \text{ GeV} & \text{if } \tan\beta > 4 \end{cases}$$

The bound on charged sleptons is $m_{\tilde{\nu}_\tau} > 80 \text{ GeV}$.

Finally there is a very stringent bound on the neutralino mass: if the neutralino decays into γ and gravitino within the detector (like in gauge mediation models with $M_{\tilde{G}} < 10^7 \text{ GeV}$) then $m_{\tilde{\chi}^0_1} > 91 \text{ GeV}$. Tevatron experiments give a similar bound, $m_{\tilde{\chi}^0_1} > 75 \text{ GeV}$.

Tevatron bounds The strongest bound on coloured sparticles come from Tevatron experiments. The bound on the gluino and squark masses can be approximated with

$$M_3 > \begin{cases} 180 \text{ GeV} & \text{if } m_{\tilde{q}} = M_3 \\ 260 \text{ GeV} & \text{if } m_{\tilde{q}} < M_3 \end{cases}$$

The bound on the stop mass is much weaker: $m_t > 75 \text{ GeV}$. In our analysis we have imposed that the pole mass of the top quark be in the range $(175 - 10) \text{ GeV}$.

B CP violation in BB and KK mixing and supersymmetry

We can write the effective Hamiltonian for $F = 2$ ($F = S; B$) processes as

$$H_e^{F=2} = C_{LL} O_{LL} + C_{RR} O_{RR} + C_{LR}^{\bar{}} O_{LR}^{\bar{}} + C_{LR} O_{LR} + h.c.,$$

where the relevant $F = 2$ operators are

$$\begin{aligned} O_{LL} &= (\bar{d}_L^i d_L^j) (\bar{d}_L^i d_L^j) \\ O_{RR} &= (\bar{d}_R^i d_R^j) (\bar{d}_R^i d_R^j) \\ O_{LR}^{\bar{}} &= (\bar{d}_L^i d_R^j) (\bar{d}_R^i d_L^j) \\ O_{LR} &= (\bar{d}_L^i d_R^j) (\bar{d}_R^i d_L^j) \end{aligned}$$

Here i and j are colour indexes and for simplicity we have listed the operators relevant for $B_d B_d$ mixing | the operators relevant for $B_s B_s$ and $K K$ can be obtained with trivial replacements of the quark flavours. The most general $F = 2$ Hamiltonian contains two more operators that we have not considered because they are generated with negligibly small coefficients in the supersymmetric scenario in which we are interested.

The leading order QCD evolution of the coefficients $C(\mu)$ from $\mu_W = O(M_W)$ to $\mu_B = O(m_B)$ in the SM is [41]

$$\begin{aligned} C_{LL}(\mu_B) &= C_{LL}(\mu_W) \\ C_{RR}(\mu_B) &= C_{RR}(\mu_W) \\ C_{LR}^{\bar{}}(\mu_B) &= C_{LR}^{\bar{}}(\mu_W) + \frac{16}{3} C_{LR}(\mu_W) \\ C_{LR}(\mu_B) &= C_{LR}(\mu_W) \end{aligned}$$

where

$$(C_{LR}^{\bar{}}(\mu_B) = C_{LR}(\mu_B))^{1=2b_5}$$

and $b_5 = 23/3$ is the coefficient of the QCD β function at one loop with 5 flavours. The hadronic matrix elements of the operators are

$$\begin{aligned} \langle B_d | O_{LL} | B_d \rangle &= \frac{1}{3} f_B^2 m_B B_{LL} \\ \langle B_d | O_{RR} | B_d \rangle &= \frac{1}{3} f_B^2 m_B B_{RR} \\ \langle B_d | O_{LR}^{\bar{}} | B_d \rangle &= \frac{1}{3} f_B^2 m_B B_{LR}^{\bar{}} \frac{3}{4} \frac{m_B^2}{(m_b + m_d)^2} \\ \langle B_d | O_{LR} | B_d \rangle &= \frac{1}{3} f_B^2 m_B B_{LR} \frac{1}{4} \frac{m_B^2}{(m_b + m_d)^2} \end{aligned}$$

for $B_d B_d$ mixing. The corresponding expressions for $B_s B_s$ mixing can be obtained replacing $d \rightarrow s$. The corresponding expressions for $K K$ mixing can be obtained replacing $B \rightarrow K$ and $b \rightarrow s$. The parametrization of the matrix elements that we employ, different from the vacuum saturation approximation (VSA), is more convenient for a lattice computation of the B factors. Notice that the very large scale dependence arising from the factor 16 is largely cancelled by the scale dependence of the quark masses present in the hadronic matrix element. The enhancement of effects in B_K due to QCD evolution is thus less dramatic than argued in the rest of ref. [41], as confirmed by the fact that all the $B_{LR}(\mu_B)$ -factors turn out to be not much larger than 1 at $\mu_B = m_B(m_b)$.

The B factors computed in quenched approximation on the lattice are

$$\begin{aligned} B_{LL}(\mu_B) &= 0.9 \pm 0.1; & B_{LR}^{\bar{}}(\mu_B) &= \frac{7}{6} \quad (\text{see [42]}); \\ B_{RR}(\mu_B) &= 0.9 \pm 0.1; & B_{LR}(\mu_B) &= \frac{5}{2} \quad (\text{see [42]}); \end{aligned}$$

in the B_d and B_s systems [42], and

$$\begin{aligned} B_{LL}(\mu_B) &= 0.57 \pm 0.06; & B_{LR}^{\bar{}}(\mu_B) &= 1.02 \pm 0.06 \\ B_{RR}(\mu_B) &= 0.57 \pm 0.06; & B_{LR}(\mu_B) &= 0.61 \pm 0.08 \end{aligned}$$

in the K -system [43]. In the case of the B systems the VSA value of some B_{LR} coefficients is the number different from one that we have sorted out. All the B coefficients | including the ones for the K system | have been given

renormalized at the scale $\mu_B = 4.2 \text{ GeV}$. At the same scale the relevant quark masses are [44]

$$\begin{aligned} m_b(\mu_B) &= (4.2 \pm 0.2) \text{ GeV} \\ m_s(\mu_B) &= (0.105 \pm 0.017) \text{ GeV} \end{aligned}$$

and $\mu_B = 0.954 \text{ GeV}$ for $m_t = m_b(\mu_B)$. Notice that the fact that $B_{LR} = 1$ in the K system means that the large enhancement $(m_K/m_s)^2$ of the matrix elements of the LR supersymmetric operators with respect to the matrix elements of SM operator O_{LL} , predicted by the vacuum insertion approximation, is confirmed by lattice calculations. In our formulae we have omitted all details necessary for a NLO computation: NLO supersymmetric effects are only partially known and of the order of the uncertainty on the B parameters.

With our normalization of the hadronic states B and K

$$f_K = 0.160 \text{ GeV}; \quad f_B = (0.175 \pm 0.35) \text{ GeV}$$

and the measurable quantities m_B , m_K and μ_K are given by

$$\begin{aligned} m_B &= 2\hbar B \hbar e^{B=2} B i \\ m_K &= 2\hbar K \hbar e^{S=2} K i \\ \mu_K &= e^{i=4} \frac{\text{Im } \hbar K \hbar e^{S=2} K i}{\mu_K} \end{aligned}$$

The values of the coefficients in the supersymmetric scenario considered in section 4.2 are, for $B_d B_d$ mixing:

$$\begin{aligned} C_{LL}^{SM} &= V_{td}^2 V_{tb}^2 \frac{2}{8m_W^2} \quad 2.52 \\ C_{LL}^{SUSY} &= V_{d_L B_L}^2 V_{b_L B_L}^2 \frac{2}{9M_3^2} \\ &\quad f_{11B} > + B \quad g(f'_{13} \quad 1_2 g; f'_{13} \quad 1_2 g) \\ C_{RR}^{SUSY} &= V_{d_R B_R}^2 V_{b_R B_R}^2 \frac{2}{9M_3^2} \\ &\quad f_{11B} > + B \quad g(fr_3 \quad \eta_2 g; fr_3 \quad \eta_2 g) \\ C_{LR}^{SUSY} &= V_{d_L B_L} V_{d_R B_R} V_{b_L B_L} V_{b_R B_R} \frac{2}{3M_3^2} \\ &\quad f \quad 4B > + 7B \quad g(f'_{13} \quad 1_2 g; fr_3 \quad \eta_2 g) \\ C_{LR}^{SUSY} &= V_{d_L B_L} V_{d_R B_R} V_{b_L B_L} V_{b_R B_R} \frac{2}{9M_3^2} \\ &\quad f_{20B} > + B \quad g(f'_{13} \quad 1_2 g; fr_3 \quad \eta_2 g) \end{aligned}$$

where, in order to avoid long expressions, we have introduced the following compact notations:

$$f'_{13} = \frac{m_{B_L}^2}{M_3^2}; \quad f'_{12} = \frac{m_{12L}^2}{M_3^2}; \quad r_3 = \frac{m_{B_R}^2}{M_3^2}; \quad r_{12} = \frac{m_{12R}^2}{M_3^2}$$

and

$$f(fa_1 \quad ag) = f(a) \quad f(ag); \quad ff_1 = f_g(a) \quad f_1(a) \quad f_2(a)$$

The loop functions $B >$ and B are defined in [37]. To obtain the supersymmetric coefficients for $B_s B_s$ and $K K$ mixing it is necessary only to modify the mixing angles in an obvious way. To obtain the SM prediction for $K K$ mixing it is also necessary to include the contribution of the charm quark.

References

- [1] Review of particle physics, European Phys. Journal C 3 (1998) 1 (also available from internet via http at the address www.pdg.lbl.gov).
- [2] Proceedings of the XXIX International Conference on High Energy Physics, Vancouver, Canada, July 23-29 1998. All the bounds on sparticle masses can be obtained from internet at the address ic98.triumf.ca in the session about "Searches for new particles at accelerators".
- [3] P.H. Chankowski, J. Ellis and S. Pokorski, Phys. Lett. B 423 (1998) 327 (hep-ph/9712234).
- [4] J. Ellis, K. Enqvist, D.V. Nanopoulos and F. Zwimer, Nucl. Phys. B 276 (1986) 14; R. Barbieri and G.F. Giudice, Nucl. Phys. B 306 (1988) 63.
- [5] R. Amswitt and P. Nath, Phys. Rev. D 46 (1992) 3981; V. Barger, M.S. Berger and P. Ohm ann, Phys. Rev. D 49 (1994) 4908.
- [6] R. Barbieri and A. Strumia, Phys. Lett. B 433 (1998) 63 (hep-ph/9801353).
- [7] P.H. Chankowski, J. Ellis, M. Olechowski and S. Pokorski, hep-ph/9808275.
- [8] B. de Carlos and J.A. Casas, Phys. Lett. B 309 (1993) 320; G.W. Anderson and D.J. Castano, Phys. Lett. B 347 (1995) 300.
- [9] P. Ciafaloni and A. Strumia, Nucl. Phys. B 494 (1997) 41 (hep-ph/9611204).
- [10] J.M. Frere, D.R.T. Jones and S. Raby, Nucl. Phys. B 222 (1983) 11; H. Komatsu, Phys. Lett. B 215 (1988) 323; J.A. Casas, A. Lleyda and C. Munoz, Nucl. Phys. B 471 (1996) 3 (hep-ph/9507294); S.A. Abeld and C.A. Savoy, hep-ph/9809498.
- [11] M. Claudson, L. Hall and I. Hinchliffe, Nucl. Phys. B 228 (1983) 501; A. Riotto and E. Roulet, Phys. Lett. B 377 (1996) 60 (hep-ph/9512401); A. Kusenko, P. Langacker and G. Segre, Phys. Rev. D 54 (1996) 5824 (hep-ph/9602414); A. Strumia, Nucl. Phys. B 482 (1996) 24 (hep-ph/9604417); S.A. Abel and C.A. Savoy, hep-ph/9803218.
- [12] K.T. Matchev and D.M. Pierce, hep-ph/9805275.
- [13] N. Polonski and A. Pomarol, Phys. Rev. D 51 (1995) 6532 (hep-ph/9410231). See also [32].
- [14] L.J. Hall, V.A. Kostelecky and S. Raby, Nucl. Phys. B 267 (1986) 415.
- [15] R. Barbieri and L.J. Hall, Phys. Lett. B 338 (1994) 212.
- [16] M. Carena, M. Quiros and C.E.M. Wagner, Phys. Lett. B 380 (1996) 81.
- [17] A. Strumia, Phys. Lett. B 397 (1997) 204 (hep-ph/9609286).
- [18] L. Alvarez-Gaume, M. Claudson and M.B. Wise, Nucl. Phys. B 207 (1982) 96; M. Dine and W. Fishler, Nucl. Phys. B 204 (1982) 346.
- [19] for a review and a list of references see G. Giudice and R. Rattazzi, hep-ph/9801271.
- [20] A. Rom anino and G. Bhattacharyya, Phys. Rev. D 55 (1997) 7015 (hep-ph/9611243).
- [21] T. Moroi, H. Murayama and M. Yamaguchi, Phys. Lett. B 303 (1993) 289.
- [22] A. L. Kagan and M. Neubert, hep-ph/9805303.
- [23] P. Ciafaloni, A. Rom anino and A. Strumia, Nucl. Phys. B 524 (1998) 361 (hep-ph/9710312); M. Ciuchini, G. Degrassi, P. Gambino and G. Giudice, Nucl. Phys. B 527 (1998) 21 (hep-ph/9710335); F.M. Borzumati and C. Greub, Phys. Rev. D 58 (1998) 7004 (hep-ph/9802391).
- [24] M. Ciuchini, G. Degrassi, P. Gambino and G. Giudice, hep-ph/9806308.

- [25] U. Chhappadhyay and P. Nath, Phys. Rev. D 53 (1996) 1648 (hep-ph/9507386); T. Mori, Phys. Rev. D 53 (1996) 6565 (hep-ph/9512396), erratum *ibid* D 56 (1997) 4424; M. Carena, G. Giudice and C. Wagner, Phys. Lett. B 390 (1997) 234 (hep-ph/9610233).
- [26] S. Bertolini, F. Borzumati, A. Masiero and G. Ridol, Nucl. Phys. B 353 (1991) 591;
- [27] T. Goto, Y. Okada, Y. Shimizu, Phys. Rev. D 58 (1998) 94006 (hep-ph/9804294).
- [28] B. L. Roberts, Z. Phys. (Proc. Suppl.) C 56 (1992) 101. See also the internet address www.phy.bnl.gov/g2m.uon.
- [29] S. Eidelman and F. Jegerlehner, Z. Phys. C 67 (1995) 585; M. Hayawaka, T. Kinoshita and A. I. Sanda, Phys. Rev. D 54 (1996) 3137; J. Bijnens, E. Pallante and J. Prades, Nucl. Phys. B 474 (1996) 379 (hep-ph/9511388); R. Alemany, M. D. Avier and A. Hocker, Europ. Phys. J. C 2 (1998) 123; M. D. Avier, A. Hocker, hep-ph/9805470.
- [30] L. J. Hall, R. Rattazzi and U. Sarid, Phys. Rev. D 50 (1994) 2048 (hep-ph/9306309); R. Rattazzi and U. Sarid, Nucl. Phys. B 501 (1997) 297 (hep-ph/9612464).
- [31] F. Abbjani, E. Gabrielli, A. Masiero and L. Silvestrini, Nucl. Phys. B 477 (1996) 321 (hep-ph/9604387).
- [32] R. Barbieri, L. Hall and A. Strumia, Nucl. Phys. B 445 (1995) 219 (hep-ph/9501334).
- [33] R. Barbieri, L. J. Hall, S. Raby and A. Romanino, Nucl. Phys. B 493 (1997) 3 (hep-ph/9610449); R. Barbieri, L. J. Hall and A. Romanino, Phys. Lett. B 401 (1997) 47 (hep-ph/9702315);
- [34] A. G. Cohen, D. B. Kaplan, A. E. Nelson, Phys. Lett. B 388 (1996) 588 (hep-ph/9607394).
- [35] The combination of results from different experiments has been presented by J. Alexander at the Vancouver conference (see ref. [2]). A plot of the combined bound on the B_s oscillation parameter, from which the bound $m_{B_s} > 12.4$ ps has been extracted, can be found at the internet address www.oem.ch/LEPBO SC. We thank O. Schneider for having sent us the data in numerical form.
- [36] R. Barbieri, L. Hall and A. Strumia, Nucl. Phys. B 449 (1995) 437 (hep-ph/9504373).
- [37] R. Barbieri and A. Strumia, Nucl. Phys. B 508 (1997) 3 (hep-ph/9704402).
- [38] M. Ciuchini, R. Contino, E. Franco, G. Martinelli and L. Silvestrini, Nucl. Phys. B 512 (1998) 3 (hep-ph/9708222, version 2).
- [39] J. M. Soares, Nucl. Phys. B 367 (1991) 575; L. Wolfenstein and Y. L. Wu, Phys. Rev. Lett. 73 (1994) 2809; H. M. Asatrian, G. K. Yeghyan and A. N. Iannissian, Phys. Lett. B 399 (1997) 303; A. L. Kagan and M. Neubert, hep-ph/9803368.
- [40] D. Atwood, M. Gronau and A. Soni, Phys. Rev. Lett. 79 (1997) 185 (hep-ph/9704272); C. K. Chua, X. G. He and W. S. Hou, hep-ph/9808431.
- [41] J. A. Bagger, K. T. M. Atchev and R. J. Zhang, Phys. Lett. B 412 (1997) 77 (hep-ph/9707225, version 3); M. Ciuchini et al, Nucl. Phys. B 523 (1998) 501 (hep-ph/9711402).
- [42] J. M. Flynn, C. T. Sachrajda, Heavy Flavours (2nd ed.), ed. by A. J. Buras and M. Linder (World Scientific, Singapore), pag. 402-452 (hep-lat/9710057); G. Martinelli, Nucl. Instrum. Meth. A 384 (1996) 241. The matrix elements of the supersymmetric $B = 2$ operators are taken from L. Conti et al, in preparation. When this paper will appear we will write their lattice values of the B_{LR} parameters in appendix B. We have however used their results in the numerical result shown in fig. 8. We thank L. Conti et al. to have given us the values of the B parameters.
- [43] S. R. Sharpe, Nucl. Phys. (Proc. Suppl.) 53 (181) 1997. The B_{LR} -factors are taken from C. R. Allton et al, hep-lat/9806016.
- [44] H. Fusaoka and Y. Koide, hep-ph/9706211; M. Jamini and A. Pich, hep-ph/9810259; H. Kuhn, A. A. Penin and A. A. Pivovarov, hep-ph/9801356.
- [45] M. D. Cooper et al, Proc. intersections between particle and nuclear physics, 6th conf., T. W. Donnelly ed., AIP press, pag. 34 (1997).
- [46] SINDRUM II Collaboration (J. Kaulard et al), Phys. Lett. B 422 (1998) 334; see also K. P. Jungmann, hep-ex/9806003.
- [47] R. Barbieri, L. Hall, A. Stocchi and N. Weiner, hep-ph/9712252.
- [48] S. M. Ele, hep-ph/9810333;
- [49] see e.g. section 29 of [1].
- [50] CDF Collaboration (F. Abe et al), hep-ex/9806025 and hep-ex/9806026.
- [51] S. Koranchenko et al, Search for the decay $\tau^+ \rightarrow e^+$ with a branching-ratio sensitivity of 10^{-14} , letter of intent for an experiment at PSI, R-98-05.0.
- [52] C. J. Schmidt, talk given at the Trento meeting on EDMs, oct. 1998.
- [53] M. Gronau, O. F. Hernandez, D. London and J. L. Rosner, Phys. Rev. D 50 (1994) 4529; M. Gronau, D. London and J. L. Rosner, Phys. Rev. Lett. 73 (1994) 21; O. F. Hernandez, D. London, M. Gronau and J. L. Rosner, Phys. Lett. B 333 (1994) 500. R. Fleisher, Phys. Lett. B 341 (1994) 205; A. Buras and R. Fleisher, Phys. Lett. B 360 (1995) 138 (hep-ph/9507460). M. Gronau, O. F. Hernandez, D. London and J. L. Rosner, Phys. Rev. D 52 (1995) 6374.
- [54] M. Lusignoli, Z. Phys. C 41 (1989) 645; A. A. Cuto and D. Cocolicchio, Phys. Rev. D 47 (1993) 3945; T. A. Itomari et al, Phys. Rev. D 37 (1988) 1860; A. Buras, W. S. Slominski and H. Steger, Nucl. Phys. B 245 (1984) 369; L. Wolfenstein, Phys. Rev. D 57 (1998) 5453.
- [55] L. Randall and S. Su, hep-ph/9807377.
- [56] see G. Buchalla, A. Buras and M. Lautenbacher, Rev. Mod. Phys. 68 (1996) 1125; A. Buras, hep-ph/9806471 and references therein.
- [57] L. Littenberg and J. Sandweiss, eds., AGS2000, Experiments for the 21st century, BNL 52512.
- [58] Y. Fukuda et al. (Super-Kamiokande collaboration), Phys. Lett. B 436 (1998) 33 (hep-ex/9805006).
- [59] M. E. Gomez and H. Goldberg, Phys. Rev. D 53 (1996) 5244 (hep-ph/9510303).
- [60] R. Barbieri et al, Nucl. Phys. B 367 (28) 1993; Atlas collaboration, Technical proposal for a general-purpose pp-experiment at the LHC at CERN', CERN/LHCC/94-43, pag. 260.
- [61] G. L. Kane and S. F. King, hep-ph/9810374.
- [62] K. A. Gashe and M. G. Raesser, Nucl. Phys. B 507 (1997) 3 (hep-ph/9704206).
- [63] P. Ciafaloni and A. Pomarol, Phys. Lett. B 404 (1997) 83 (hep-ph/9702410).