

# Threshold behavior of $\gamma\gamma \rightarrow \pi^0\pi^0$ as a test for the existence of a light $\sigma$ meson

J. L. Lucio M., G. Moreno, and M. Napsuciale

*Instituto de Física, Universidad de Guanajuato*

*Loma del Bosque # 103, Lomas del Campestre, 37150 León, Guanajuato; México*

J. J. Toscano

*Colegio de Física, FCFM, Benemérita Universidad Autónoma de Puebla*

*Apdo. Postal 1152, 72000 Puebla, Pue., México*

We work out predictions of the Linear Sigma Model for the  $\gamma\gamma \rightarrow \pi^0\pi^0$  cross section. The one loop analysis of the process indicates a strong effect of the  $\sigma$  meson at threshold. The results of Chiral Perturbation Theory are recovered in the limits  $\Gamma \rightarrow 0$  and  $m_\sigma \rightarrow \infty$ . A fit to existing experimental results is consistent with a  $\sigma$  meson of mass 400 MeV and width 384 MeV. The extension of the model to include quarks is also analyzed, yielding 270 MeV for the  $\sigma$  mass and 388 MeV for its width.

14.80.Mz, 11.30.Rd, 11.39.Fe, 13.65.+i

Chiral Perturbation Theory (ChPT) is a powerful theoretical framework developed to systematically analyze the low energy implications of QCD symmetries [1]. This formalism is based on three key ingredients: the chiral symmetry properties of QCD, the concept of Effective Field Theory and the fact that, below the resonance region ( $E < m_R$ ), the hadronic spectrum only contains an octet of very light –Goldstone bosons– pseudoscalar particles ( $\pi, K, \eta$ ). The resonance region is properly defined for each  $J^P$  channel, hence the ChPT range of validity depends explicitly on the channel being analyzed.

The reaction  $\gamma\gamma \rightarrow \pi^0\pi^0$  currently represents interesting theoretical [2–6] and experimental [8] laboratory for chiral symmetry. It has been longly recognized that this reaction is unique because its amplitude tests the Chiral Perturbation Theory (ChPT) approach at loop level. Indeed, at tree level the amplitude vanishes at orders  $E^2$  and  $E^4$ , therefore it must be generated at one loop, being necessarily finite and depending only on the pion decay constant and meson masses (no arbitrary counterterms are possible).

It is important to remark that the agreement between the one loop ChPT and  $\gamma\gamma \rightarrow \pi^0\pi^0$  data holds in a small range. Unfortunately the threshold behavior of the cross section is not accounted for by ChPT, which predicts 0.1 nb at  $E=275$  MeV while the measured [8] value is  $3.8 \pm 1.1$  nb. Two potential sources of corrections have been discussed in the literature, although none of them adequately describe the data point at threshold. These corrections are:

1. Rescattering effects required by unitarity, supplemented with analyticity as embodied in the dispersive analysis, are found to make substantial modifications to the one loop chiral prediction [4].
2. The next to leading order terms in the chiral expansion have been evaluated [5] and the authors conclude that the improved cross section agrees rather well with the data. The enhancement in the cross section is mainly due to  $\pi\pi$  rescattering and to the renormalization of the pion decay constant.

Another scheme could be to doubt the threshold datum itself since this measurement is perhaps the most difficult one. Mass resolution, background subtraction, and efficiency corrections could affect the cross section measurement. By looking at the data, one might tend to average the first two values and consider them as a single data point centered at 300 MeV. But even when this is done, the trend of the data suggests a faster growth of the cross section at threshold than predicted by one-loop ChPT. Under this scheme the two loop effects and rescattering effects seem to bring theory and experiment into agreement.

Bijnens, Dawson, and Valencia (BDV) [6] have studied the Chiral Quark model (ChQM) predictions for the reaction  $\gamma\gamma \rightarrow \pi^0\pi^0$ . The ChQM [7] describes effective interactions between constituent quark fields and the octet of pseudoscalar bosons. Interactions among these fields are introduced using a non-linear realization of chiral symmetry. The BDV predictions for the cross section are in agreement with those of ChPT and Vector Meson Dominance for energies below 400 MeV, thus failing to reproduce the threshold data in question.

We face a privileged theoretical and experimental situation which deserves a reanalysis of the facts supporting the ChPT approach to low energy QCD. Effective Field Theories describe low energy physics, where low is defined with

respect to some energy scale  $\Lambda$ . The effective action explicitly contains only those states with mass  $m \ll \Lambda$ , while the information of the heavier excitations is absorbed in the couplings of the resulting low-energy Lagrangian. One gets in this way non-renormalizable interactions among the light states, which can be organized as an expansion in powers of  $(E/\Lambda)$ . In particular, the threshold behavior of the process we are interested in ( $\gamma\gamma \rightarrow \pi^0\pi^0$ ), is described in the context of  $SU(2) \times SU(2)$  ChPT, with pions as the only degrees of freedom. However, during the last years evidence [10] has accumulated for the  $f_0(400 - 1200)$  to form part of the scalar nonet, together with  $f_0(980)$ ,  $a_0(980)$  and  $\kappa(900)$ , as it was first suggested by Scadron [11]. If the  $f_0(400 - 1200)$  mass happens to be near the threshold energy for two pion production, then it must be incorporated in the low energy physics description in a consistent way with the chiral symmetry of QCD.

It is our purpose in this letter to describe the full one loop calculation of the  $\gamma\gamma \rightarrow \pi^0\pi^0$  cross section in the context of the Linear Sigma Model ( $L\sigma M$ ). This choice implies –contrary to ChPT and ChQM– the explicit incorporation of the  $\sigma$  meson. We first describe the one loop results of the  $L\sigma M$  including pion loops and sigma effects. Next, we discuss how to include quark loop effects, and then show that both approaches yield the same trend of the cross section at threshold. Finally we perform several fits to the data which indicate the need for a 270–400 MeV sigma meson.

Lorentz covariance and gauge invariance dictate the most general form of the amplitude for the  $\gamma(k_1) + \gamma(k_2) \rightarrow \pi^0(k_3) + \pi^0(k_4)$  process:

$$\mathcal{M} = \frac{i\alpha}{\pi} \frac{m_\pi^2}{f_\pi^2} \left[ A_1(s, t, u) \frac{P_1^{\mu\nu}}{s} + A_2(s, t, u) \frac{P_2^{\mu\nu}}{s k_T^2} \right] \epsilon_{1\mu} \epsilon_{2\nu}, \quad (1)$$

where  $s, t, u$  are the conventional Mandelstam variables,  $k_T = (tu - m_\pi^4)/s$  denotes the c.m.s. transverse (to the incoming photons) momentum of the pion and

$$\begin{aligned} P_1^{\mu\nu} &= k_2^\mu k_1^\nu - \frac{s}{2} g^{\mu\nu}, \\ P_2^{\mu\nu} &= m_\pi^2 k_2^\mu k_1^\nu + \frac{1}{2} (tu - m_\pi^4) g^{\mu\nu} + (m_\pi^2 - t) k_3^\mu k_1^\nu + (m_\pi^2 - u) k_2^\mu k_3^\nu + s k_3^\mu k_3^\nu. \end{aligned} \quad (2)$$

In terms of the  $A_i(s, t, u)$  amplitudes, and the scale  $\Lambda_\chi = 4\pi f_\pi$ , the cross section is given by:

$$\sigma(\gamma\gamma \rightarrow \pi^0\pi^0) = \frac{\pi\alpha^2}{s^2} \left( \frac{m_\pi}{\Lambda_\chi} \right)^4 \int_{t_+}^{t_-} dt \sum_{i=1}^2 |A_i|^2. \quad (3)$$

The  $SU(2) \times SU(2)$   $L\sigma M$  describes the interactions of pions and a scalar  $\sigma$  meson through the Lagrangian

$$\mathcal{L}_{int} = g' \sigma (\sigma^2 + \pi^2) + \frac{\lambda}{4} (\sigma^2 + \pi^2)^2, \quad (4)$$

where

$$g' = \lambda f_\pi, \quad \lambda = \frac{m_\sigma^2 - m_\pi^2}{2f_\pi^2}. \quad (5)$$

In this model, the  $\gamma\gamma \rightarrow \pi^0\pi^0$  amplitude is generated at one-loop level by the diagrams shown in Fig. 1(a). The analytical calculation leads to:

$$\begin{aligned} A_1(s, t, u) &= -\frac{m_\sigma^2 - m_\pi^2}{m_\pi^2} \left( 1 + \frac{m_\sigma^2 - m_\pi^2}{s - m_\sigma^2 + i\Gamma_\sigma m_\sigma} \right) F(\xi)/2, \\ A_2(s, t, u) &= 0, \end{aligned} \quad (6)$$

where

$$F(\xi) = 1 + \xi \left( \ln \left( \frac{1 + \sqrt{1 - 4\xi}}{1 - \sqrt{1 - 4\xi}} \right) - i\pi \right)^2, \quad \xi = \frac{m_\pi^2}{s}. \quad (7)$$

For the  $\sigma$  meson propagator we used a Breit-Wigner type to deal with a possible pole of the  $\sigma$  in the  $s$  channel. Note that in the limit  $m_\sigma \rightarrow \infty$  and  $\Gamma_\sigma = 0$ , the amplitude given in Eq. (6) reproduces the ChPT result (Compare to Eq. (37) in Ref. [3]).

The model just described can be extended to include effective quarks. The linear chiral realization counterpart of the BDV model has been discussed in the literature [12]. The resulting Linear Chiral Quark Model (LChQM) contributes with the diagrams shown in Fig. 1(b) in addition to those in Fig. 1(a). Elsewhere we report details of the full calculation whose results are expressed in terms of the  $C_0$  and  $D_0$  Veltman-Pasarino scalar functions. The results depend on the quark masses and the  $\sigma$  meson properties. In our calculation we used  $m_u = m_d = m_P/3$ , where  $m_P$  stands for the proton mass, leaving the mass and width of the  $\sigma$  meson as free parameters. Predictions for the cross section are obtained after the phase space integrals are numerically evaluated using the FF program [13].

In the LChQM both amplitudes in Eq. (1) get non-vanishing contributions. The loop of pions, the triangle loop of fermions, and the box diagrams contribute to the  $A_1$  amplitude.  $A_2$  only receive contributions from the quark box diagrams. We have verified that the analytical results possess the appropriate symmetries under the exchange of identical particles, and we have numerically checked that our amplitude reproduces the BDV results in the  $m_\sigma \rightarrow \infty$  and  $\Gamma_\sigma = 0$  limit.

Both  $L\sigma M$  and LChQM predict a cross section dominated by a Breit-Wigner peak if it was the case that  $\Gamma_\sigma \ll m_\sigma$ . However the data shows no evidence for such a peak. On the other hand, a wide Breit-Wigner peak ( $\Gamma_\sigma \sim m_\sigma$ ) would appear as a shoulder in the spectrum. We claim this is the effect observed in the data. In fact, both models predict similar trends of the cross section at threshold for  $\Gamma_\sigma \sim m_\sigma$ . Figs. 2(a) and 2(b) show the predictions of  $L\sigma M$  and LChQM, respectively, for different pairs of parameters. This set of graphs show a preference for  $m_\sigma$  to be around 300–400 MeV if the cross section starts near to 4 nb; the LChQM suggests smaller  $m_\sigma$  than  $L\sigma M$ . Notice that, at threshold, the predicted cross section and its derivative increase as  $m_\sigma$  increases.

Since we expect that neither  $L\sigma M$  nor LChQM describe well the reaction  $\gamma\gamma \rightarrow \pi^0\pi^0$  for energies above 600 MeV, we perform fits to the experimental results considering only data from the first seven points in Fig. 3. We already mentioned above that the measurement at threshold may have large uncertainties. For this reason we considered fitting the data while handling the first two data points in four different situations: (a) use all seven data points in the fit, (b) exclude the second data point from the fit, (c) exclude the first point from the fit, and (d) average the first two points and use the averaged value as a single point in the fit. The fit values are presented in Table I and the fit functions are plotted in Figs. 3(a) and 3(b) for the  $L\sigma M$  and the LChQM, respectively.

Table I shows two features of the fits: First, in both models, situation (b) selects larger  $m_\sigma$  and  $\Gamma_\sigma$  than for the other cases, which yield the same fit values within statistical errors. Second, the  $L\sigma M$  prefers a 400 MeV sigma while the LChQM prefers a 270 MeV sigma, although both models provide a good description of the experimental data, including the threshold behavior at 275 MeV and up to 550 MeV.

Summarizing, the experimental point at 275 MeV for the  $\gamma\gamma \rightarrow \pi^0\pi^0$  cross section disagrees with the predictions of ChPT and the ChQM. This could be due to the Effective Lagrangian Approximation used in both models, in which the scalar  $\sigma$  meson is integrated out from the action. By the explicit incorporation of a light sigma meson, their results will only be affected in the  $J^P = 0^+$  channel. In this letter we reported the full one loop calculation of the  $\gamma\gamma \rightarrow \pi^0\pi^0$  cross section within the sigma model, in which the Chiral Symmetry is linearly realized. The growth of the cross section at threshold suggested by the experimental results can be correctly reproduced if the model includes a 270–400 MeV  $\sigma$  meson. On the other hand, the possibility that the signal observed in  $\pi\pi \rightarrow \pi\pi$  scattering is not due to the  $\sigma$  but to the  $\rho$  meson exchange in the  $t$  channel has been risen [14]. We have phenomenologically estimated the analogous contribution to the  $\gamma\gamma \rightarrow \pi^0\pi^0$  process, and found it to be negligible. Thus, further data on the threshold behavior of the  $\gamma\gamma \rightarrow \pi^0\pi^0$  cross section could settle the existence of the  $f(400 - 1200)$  meson. The DAΦNE facility will have the opportunity to establish the behavior of the cross section at threshold, unraveling perhaps a clean signature of the  $\sigma$  meson.

Two of us (JLL and MN) wish to acknowledge Prof. M. Scadron for usefull comments. This work was supported in part by CONACYT of México under Grant Nos. 3979P-E9608 and 4009P-E9608.

- 
- [1] A. Pich, Rep. Prog. Phys. **58**, 563 (1995).
  - [2] J. Bijnens and F. Cornet, Nucl. Phys. **B296**, 557 (1988).
  - [3] J. F. Donoghue, B. R. Holstein, and Y. C. Lin, Phys. Rev. D **37**, 2423 (1988).
  - [4] J. F. Donoghue and B. R. Holstein, Phys. Rev. D **48**, 137 (1993).
  - [5] S. Bellucci, J. Gasser, and M. E. Sainio, Nucl. Phys. **B423**, 80 (1994).
  - [6] J. Bijnens, S. Dawson, and G. Valencia, Phys. Rev. D **44**, 3555 (1991).

- [7] A. Manohar and H. Georgi, Nucl. Phys. **B234**, 189, (1984).
- [8] H. Marsiske *et al.*, Phys. Rev. D **41**, 3324 (1990).
- [9] D. Alde *et al.*, Phys. Lett. B **397**, 350 (1997).
- [10] Particle Data Group, C. Caso *et al.*, Eur. Phys. J. **C3**, 1 (1998); N. A. Törnqvist and M. Ross, Phys. Rev. Lett. **76**, 1575 (1996); S. Ishida *et al.*, Prog. Theor. Phys. **96**, 745 (1996); M. Harada, F. Sannino, and J. Schechter, Phys. Rev. D **54**, 1991 (1996).
- [11] M. D. Scadron, Phys. Rev. D **26**, 239 (1982).
- [12] R. Delbourgo and M. D. Scadron, Mod. Phys. Lett. A **10**, 251 (1995).
- [13] G. J. van Oldenborgh and J. A. M. Vermaseren, Z. Phys. C **46**, 425 (1990).
- [14] B. S. Zou and D. V. Bugg, Phys. Rev. D **50**, 591 (1994).

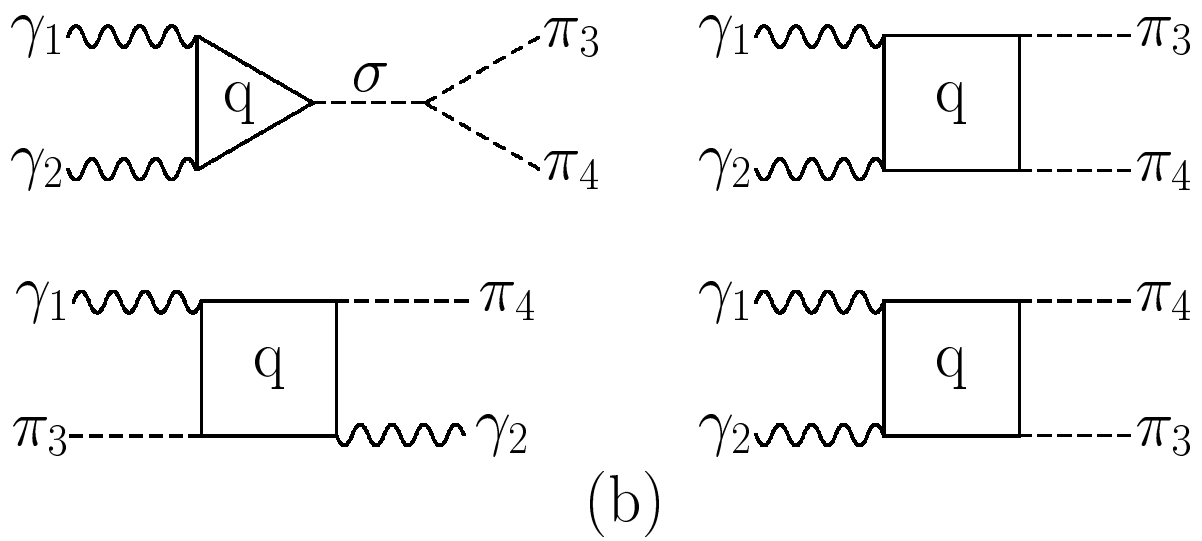
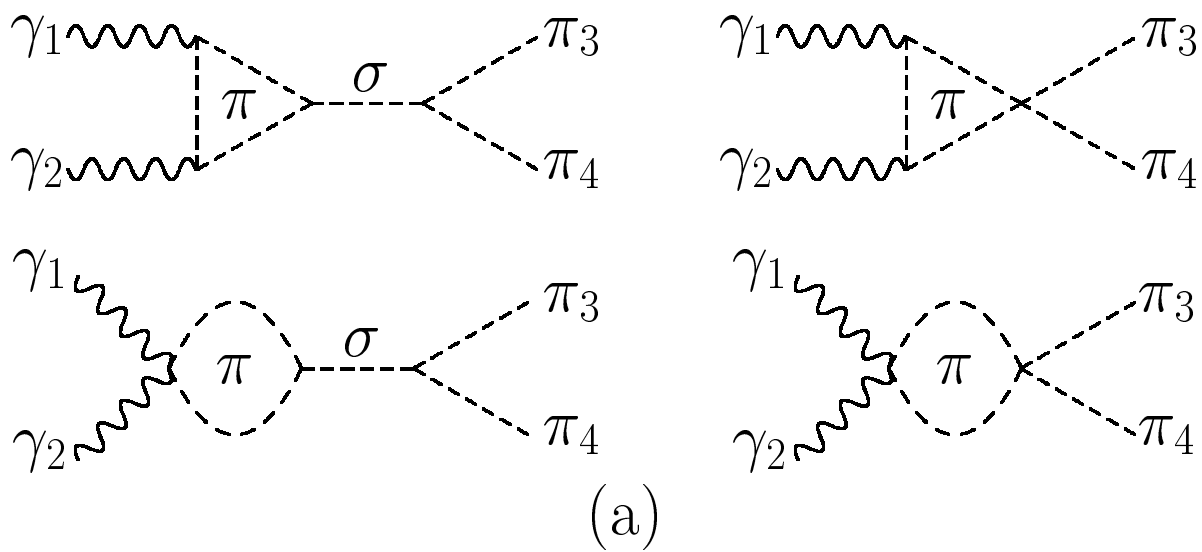
FIG. 1. (a) One-loop level diagrams in the  $L\sigma M$  and (b) quark contributions of the LChQM for the process  $\gamma\gamma \rightarrow \pi^0\pi^0$ . All diagrams, but the seagull type, also contribute with the interchange  $\gamma_1 \leftrightarrow \gamma_2$ .

FIG. 2.  $\gamma\gamma \rightarrow \pi^0\pi^0$  cross section predictions for different  $m_\sigma$  and  $\Gamma_\sigma$  values. The numbers attached to the curves represent  $(m_\sigma, \Gamma_\sigma)$  in  $MeV$ .

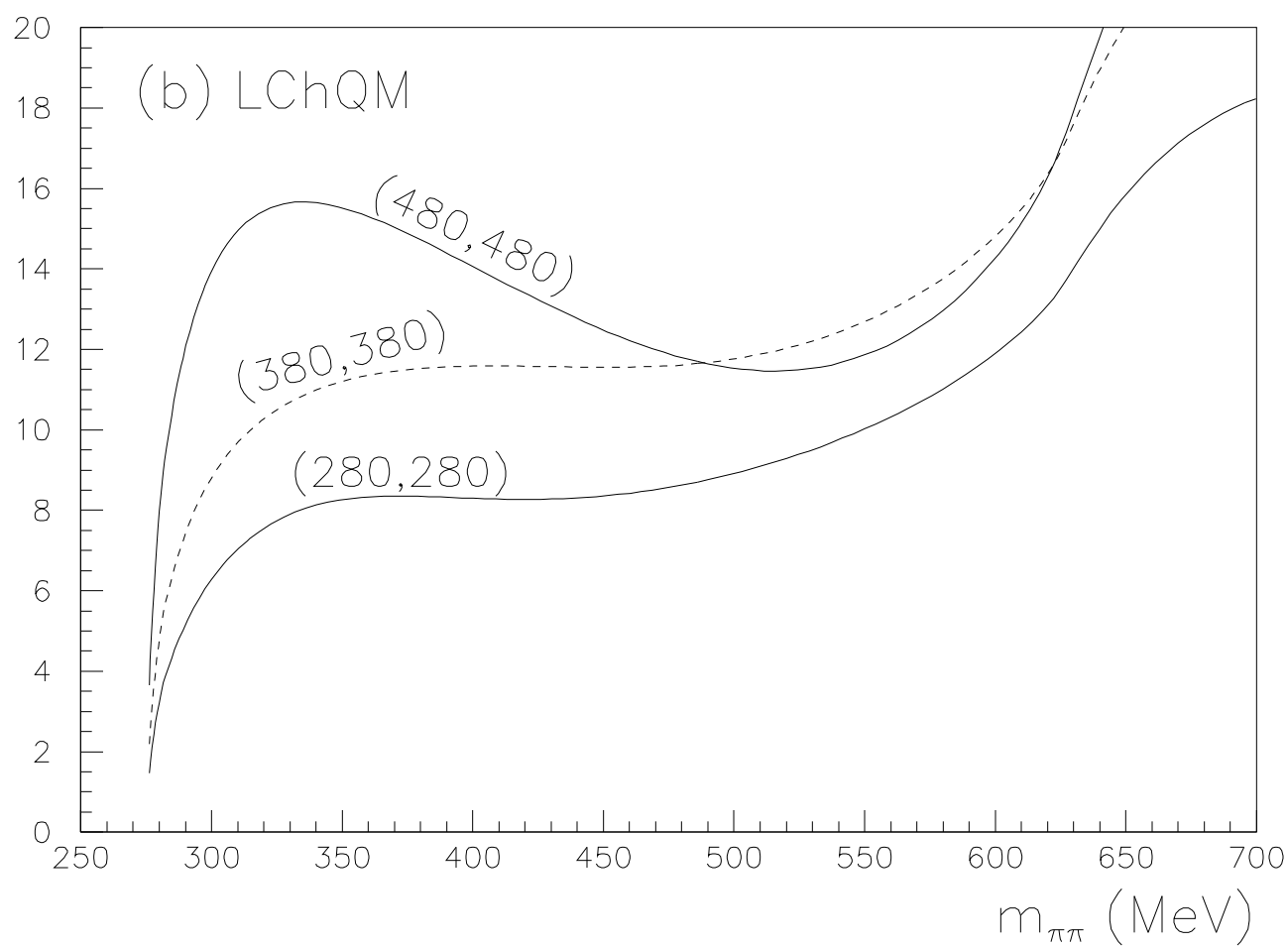
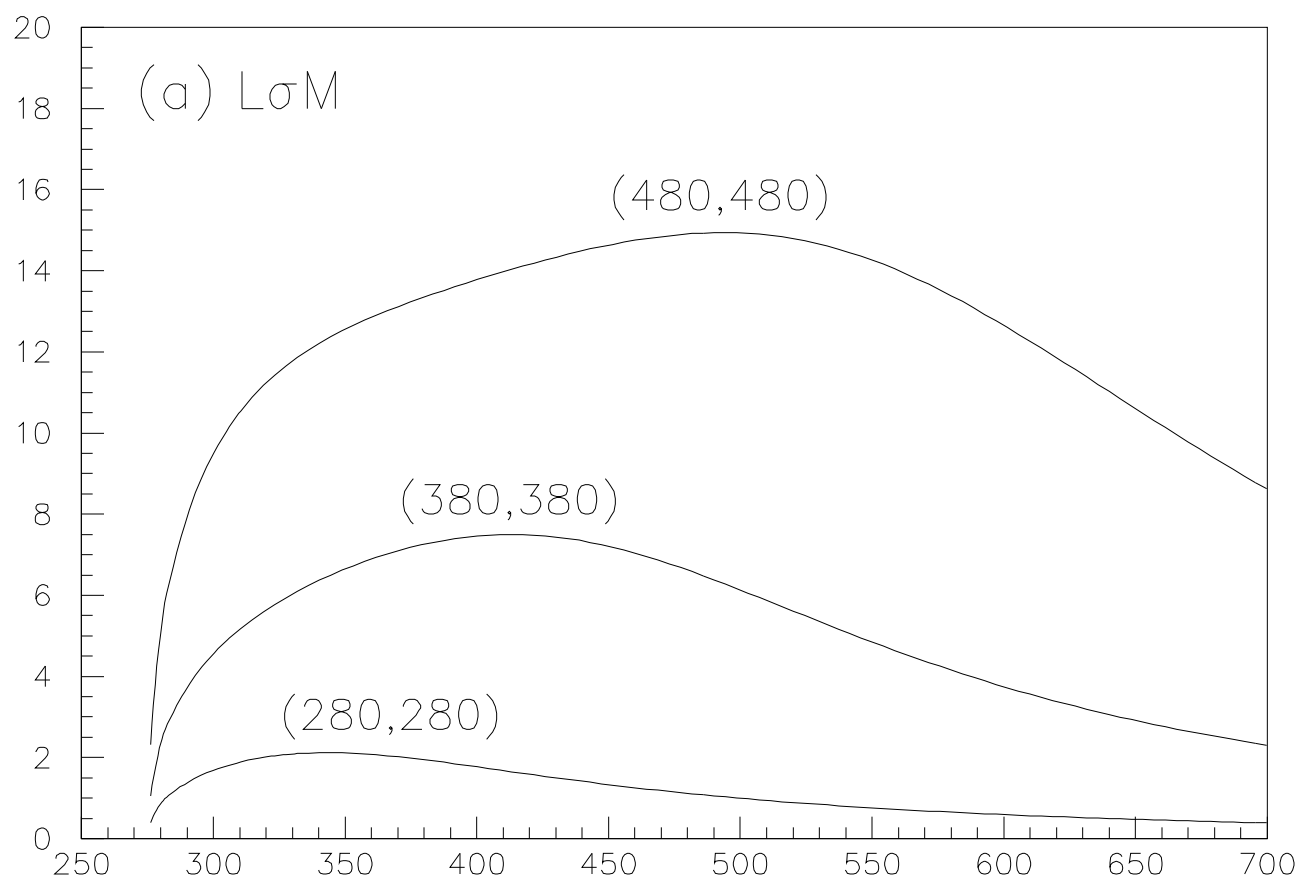
FIG. 3. Fits to the  $\gamma\gamma \rightarrow \pi^0\pi^0$  cross section data of Marsiske *et al.* [8]. The fits include up to the first seven data points, but the first two points are treated differently: the solid line includes all seven points in the fit, the dashed line excludes the second point, the dotted line excludes the first one, and the short dash-dotted line considers the average of the first two points as a single point in the fit. Also shown, long dash-dotted line, is the one-loop ChPT result.

TABLE I. Fit values obtained under different treatments of the first two data points in Fig. 3. The errors shown are statistical only.

Model	Condition	$m_\sigma$ (MeV)	$\Gamma_\sigma$ (MeV)
$L\sigma M$	Include both	$400 \pm 11$	$384 \pm 55$
	exclude 2nd	$445 \pm 20$	$622 \pm 184$
	exclude 1st	$397 \pm 11$	$372 \pm 52$
	average both	$413 \pm 14$	$408 \pm 73$
LChQM	Include both	$270 \pm 28$	$388 \pm 107$
	exclude 2nd	$408 \pm 28$	$600 \pm 79$
	exclude 1st	$261 \pm 27$	$376 \pm 102$
	average both	$280 \pm 29$	$328 \pm 94$



cross section (nb) for  $|\cos\vartheta| < 0.8$



cross section (nb) for  $|\cos\vartheta| < 0.8$

