

# Phase diagram of 3D $SU(3)$ gauge-adjoint Higgs system

S. Bronoff, R. Buffa and C. P. Korthals Altes

*Centre Physique Théorique au CNRS, Case 907, Luminy, F13288, Marseille, France*

(December 2, 2024)

Thermally reduced QCD leads to three dimensional  $SU(3)$  gaugefields coupled to an adjoint scalar field  $A_0$ . We compute the effective potential in the one-loop approximation and evaluate the VEV's of  $TrA_0^2$  and  $TrA_0^3$ . In the Higgs phase not only the former, but also the latter has a VEV. This happens where the  $SU(3)$  gauge symmetry is broken minimally with  $U(2)$  still unbroken. It is plausible that in the Higgs phase one has a transition for large enough Higgs selfcoupling to a region where  $TrA_0^3$  has no VEV and where the gaugesymmetry is broken maximally to  $U(1) \times U(1)$ .

## I. INTRODUCTION

To obtain reliable information about the quark-gluon plasma well above the critical temperature thermally reduced QCD is extremely efficient.

Since its inception [1] it has been pioneered in recent years [5] for a precise evaluation of the Debye mass for  $SU(2)$  and  $SU(3)$  gauge groups with or without quarks.

In this note we want to point out some properties of the phasediagram of  $SU(3)$ . These properties have to do with the Higgs phase of the three dimensional gauge-adjoint scalar theory. They are qualitatively different from its  $SU(2)$  counterpart.

The main point of this paper is how and what breaking patterns of the various symmetries in the Lagrangian do emerge. R-symmetry breaking and gauge symmetry breaking are narrowly related, and we surmise where they are realized in the phase diagram. The Higgs phase in our reduced action is induced by quantum effects. These effects are calculable for certain values of the parameters in the Lagrangian by a loop expansion [6]. This calculation results in a critical line in the phase diagram. Below this line the Higgs phase realizes, with the VEV of  $TrA_0^2$  non-zero. But in  $SU(3)$  the VEV of  $TrA_0^3$  is not necessarily zero, and it acquires a VEV in the loop expansion. At the same time the gauge symmetry is minimally broken, leaving a  $U(2)$  group unbroken. This phase is obviously absent in  $SU(2)$ . However a phase where simultaneously R-parity is restored and the gauge symmetry is maximally broken to  $U(1) \times U(1)$  is possible and we surmise it is realized in between the symmetric phase and the broken R-parity phase discussed above. This would be a phase in which Abelian monopoles screen the two photons just as in the  $SU(2)$  case [3]. Some aspects of the R-parity breaking have been briefly mentioned LAT98 [10].

## II. REDUCED QCD LAGRANGIAN

The Lagrangian of reduced QCD reads:

$$S = \int d\mathbf{x} \left\{ \frac{1}{2} \sum_{i,j} Tr F_{ij}^2 + \sum_i Tr (D_i A_0)^2 + m^2 Tr A_0^2 + \lambda (Tr A_0^2)^2 + \delta S \right\} \quad (1)$$

The term  $\delta S$  stands for all those interactions consistent with gauge, rotational and R-symmetry (i.e.  $A_0 \rightarrow -A_0$ ). These are symmetries respected by the reduction.

There is a remarkable cancellation, to two loop order, for the coefficients of all renormalizable and nonrenormalizable terms containing only  $A_0$  [7].

We will study the reduced action limited to the superrenormalizable terms in eq. 1. The gauge coupling  $g_3^2$  has dimension of mass, so the phase diagram is specified by two dimensionless parameters [6]  $x = \lambda/g_3^2$  and  $y = m^2/g_3^4$ . When related to the underlying 4D physics, the temperature  $T$  and the gauge coupling  $g$ , it is obvious that  $x \sim g^2$  and  $xy \sim \text{constant}$  at very high temperature. Hence the choice of axes in the phase diagram.

## III. THE EFFECTIVE ACTION

Understanding the phase diagram of the 3D theory necessitates the knowledge of the effective action. We define it as:

$$\exp -V S_{eff}(C, E) = \int DA \delta(g_3^2 C - \overline{Tr A_0^2}) \dots \delta(g_3^3 E - \overline{Tr A_0^3}) \exp -S \quad (2)$$

The bar means the average over the volume  $V$ . Hence the volume factor in front of the effective action on the l.h.s. in eq. 2. In the large volume limit we can deduce the effective action for  $TrA_0^2$  by minimizing over  $E$ , keeping  $C$  fixed:

$$\min_{\{E\}} S_{eff}(C, E) = V(C) \quad (3)$$

The effective action for  $TrA_0^3$  follows similarly:

$$\min_{\{C\}} S_{eff}(C, E) = W(E) \quad (4)$$

It is very useful to express the effective action  $S_{eff}(C, E)$  in terms of the variables  $B_1, B_2$  and  $B_3$ , the diagonal elements of a traceless diagonal  $3 \times 3$  matrix  $B$ . This matrix  $B$  is the background field of  $A_0$ , and so, apart from from fluctuations:

$$g_3^2 C = \text{Tr} B^2; \quad g_3^3 E = \text{Tr} B^3 \quad (5)$$

The matrix B can be expressed in the two diagonal generators of SU(3), normalised at 1/2:

$$B = q(2\sqrt{3})\lambda_8 + 2r\lambda_3 = \text{diag}(q/3 + r/2, q/3 - r/2, -q/3) \quad (6)$$

In fig. 1 we have plotted the symmetries of the effective action in this plane, due to permutation symmetry of the  $B_i$  and R-symmetry  $B \rightarrow -B$ . At the same time we show the curves of constant E, and in particular the lines where  $E=0$ . These are the directions where the gauge symmetry breaking is maximal, e.g.  $\lambda_3 \sim \text{diag}(1/2, -1/2, 0)$ . So in a phase with  $\text{Tr} A_0^2 \neq 0$  the statement that  $\text{Tr} A_0^3$  has no VEV means the symmetry is broken maximally and vice versa.

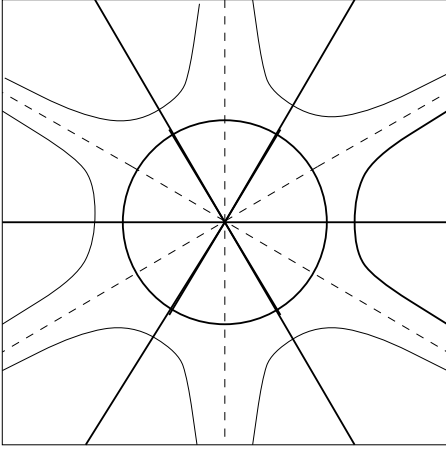


FIG. 1. The horizontal axis is the  $\lambda_8$ , vertical direction the  $\lambda_3$  direction. Permutation and R-symmetry render the potential identical in the six segments between either broken or continuous lines. The former are directions of maximal, the latter of minimal gauge symmetry breaking. The circle is defined by fixing C, the cubic invariant fixes the curves with the broken lines as asymptotes.

Is there an analogous statement for the phase where the cubic invariant has a non-zero VEV? From the fig. 1 it is clear that curves of constant  $\text{Tr} A_0^3 \neq 0$  correspond to a minimum value of  $\text{Tr} A_0^2$  where the breaking is in the  $\lambda_8$  direction ( $\sim \text{diag}(1, 1, -2)$  or one of its permutations) in which directions the gauge symmetry breaking is minimal. In section IV we show that a minimum value of  $\text{Tr} A_0^2$  indeed corresponds to a minimum value of the potential at constant E.

So the cubic invariant is non-zero if and only if the gauge symmetry breaking is minimal, i.e. U(2) is still unbroken.

#### IV. WHICH PHASES ARE REALIZED?

To answer this question we try the loop expansion. The loop expansion will be only trustworthy where we

find a Higgs phase, hence masses for our propagators. In the symmetric phase Linde's argument [2] will apply.

The loop expansion starts from the background field B and admits for small fluctuations around B:

$$A_0 = B + Q_0 \\ A_i = Q_i \quad (7)$$

One does do a saddle point approximation around B in the path integral in eq. 2. The gauge invariant constraints have to be taken into account, with the result that the quadratic part in the expansion of  $Q_0$  picks up only terms proportional to  $\lambda(\text{Tr} B Q_0)^2$ . To one loop order one finds:

$$S_{eff}(C, E)/g_3^6 = y \text{Tr} B^2 + x(\text{Tr} B^2)^2 \\ - \frac{1}{3\pi} \left\{ \sum_{i \leq j} |B_i - B_j|^3 + 2(x \text{Tr} B^2)^{3/2} \right\} \quad (8)$$

This is valid for number of colours  $N = 2, 3$ .

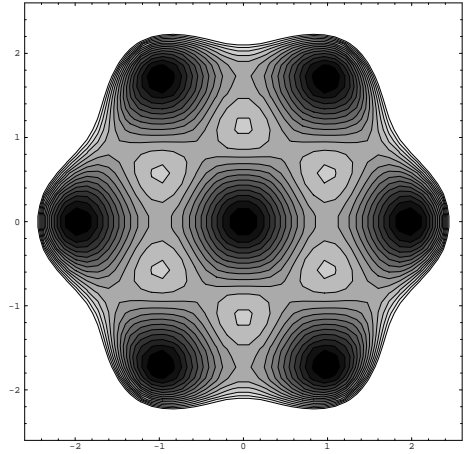


FIG. 2. The SU(3) potential, eq.(8), on the critical line as explained in the text, at  $x=0.1$ . Horizontal and vertical axis as in fig. 1. Dark areas show low, light areas high values.

As noted by the authors of ref. [6] the minus sign in front of the induced cubic term is reminiscent of an invariance present in 4D :  $Z(N)$  invariance. The latter is broken by the presence of the term  $(\text{Tr} B^2)^{3/2}$ , which for  $x$  small can be neglected.

The resulting surface tension  $\alpha$  is for small  $x \sim g^2$

$$\alpha \sim \frac{1}{g} (1 + O(g^3))$$

and drops when moving to the right on the critical line. This is as expected from the SU(2) case [6].

Our result for  $N = 2$  differs slightly from that quoted in ref. [6] eq. 3.4. We find the loop expansion does introduce only  $x$ -dependence, no  $y$  dependence. The  $y$ -dependence comes in through the tree potential and only there. This for two simple reasons:  $y$  obviously never appears in vertices, and in the quadratic part it drops out through the equations of motion in the saddlepoint. The result is gauge choice independent, as it should.

In fig. 2 we have a contour plot of the potential for  $N=3$  on the curve

$$xy_c = \frac{3}{8\pi^2} + \frac{1}{9\pi^2} \left( \frac{3\sqrt{6}}{2} x^{3/2} + x^3 \right) \quad (9)$$

This is the locus in the  $(x,y)$  plane of degenerate minima along the  $\lambda_8$  direction and its equivalents.

To obtain the potentials (3) and (4) we have a simple analytic proof of where the minima are, but the reader can see by inspection that both the effective potentials for the quadratic and for the cubic invariants are determined by the minimum along the  $\lambda_8$  direction, using eq. 4 and the curves of constant  $C$  and constant  $E$  in fig.1.

Hence where the loop expansion is valid the phase with minimal gauge symmetry breaking and R-symmetry breaking realizes. Note that in this direction the VEV's are related by:

$$|Tr A_0^3| = \frac{1}{\sqrt{6}} (Tr A_0^2)^{3/2} \quad (10)$$

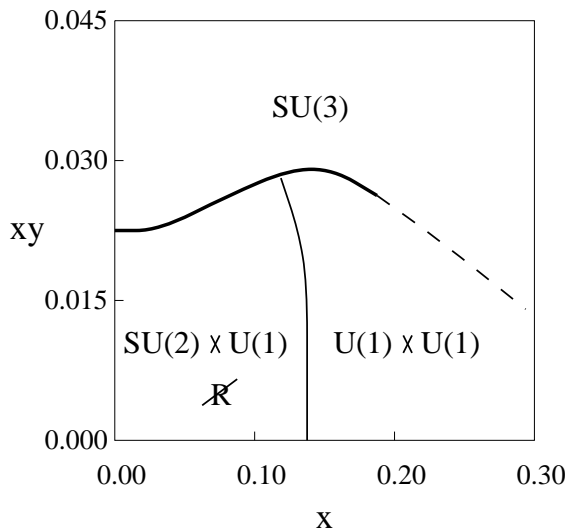


FIG. 3. Sketch of the SU(3) phase diagram, with unbroken gaugegroups indicated. R-symmetry is only broken in the left lower phase

## V. A SECOND HIGGS PHASE?

Having established the presence of a phase with minimal symmetry breaking for small  $x$ , we have to look for

approximation methods at large  $x$ . One possibility is mean field with a loop expansion at large values of the lattice coupling and we are analyzing this [7]. Also under study is a lattice Montecarlo study [9].

As we said earlier, this is the phase where Polyakov's mechanism is at work [3]. The two photons are screened by the Abelian fields of the 't Hooft Polyakov monopoles [4]. This phase would in part of the phase diagram (see fig. 3) join smoothly the symmetric phase, like in SU(2).

## VI. SUMMARY

In summary, we have shown that at least one Higgs phase is realized with spontaneously broken R-symmetry and minimal gauge symmetry breaking. It is very plausible that the other phase is located as shown in fig. 3. Montecarlo simulations should test for the additional Higgs phase.

Very interesting is the contrast between the SU(2) and SU(3) monopole case. What about the non-Abelian monopoles in the minimally broken phase in SU(3)? Montecarlo studies as in ref. [11] should reveal their structure. Some analytic progress on classification and dynamics of these monopoles has been made by K. Lee and Bais [8]

## ACKNOWLEDGMENTS

The authors thank the ENS for its kind hospitality when this work was done and Philippe Boucaud for interest and incisve remarks. C.P.K.A. thanks Sander Bais and Jan Smit for useful discussions. Both S.B. and R. B. are indebted to to the MENESR for financial support.

- 
- [1] T.Applequist,R.D. Pisarski, Phys. Rev D 23 (1981) 2305  
P. Ginsparg, Nucl. Phys B 170 (1980), 388; L. Karkainen,  
P. Lacock, D. E. Mille; B. Peterson and T. Reisz, Nucl.  
Phys B 418 (1994), 3.
  - [2] A. D. Linde, Phys. Lett.B96(1980),289.
  - [3] A. M. Polyakov, Nucl. Phys.B120(1977),429.
  - [4] G. 't Hooft, Nucl. Phys.B79(1974), 276.
  - [5] P. Arnold, L. Yaffe, Phys. rev. D52 (1995) 7208; K.  
Kajantie, M. Laine, J. Peisa, A. Rajantie, K. Rummukainen and M. Shaposhnikov, Phys. Rev. Lett. 79  
(1997) 3130;M. Laine, O. Philipsen, Nucl.Phys.B523,  
(1998), 267, F. Karsch, M. Oevers, P. Petrecky, hep-  
lat/9807035.
  - [6] K. Kajantie, M. Laine, K. Rummukainen, M. Shaposhnikov, Nucl.Phys.B503, 1997, 357.

- [7] S.Bronoff, thesis, and S.Bronoff, R. Buffa and C. P. Korthals Altes, in preparation.
- [8] F. A. Bais and B. J. Schroers, Nucl. Phys. B512 (1998); K. Lee, E. J. Weinberg and P. Yi, Phys. Rev. D44(1996), 6351.
- [9] P. Boucaud and al., in preparation.
- [10] S. Bronoff, C. P. Korthals Altes, hep-lat/9808042.
- [11] A. Hart, O. Philipsen, J.D. Stack, M. Teper, Phys. Lett. B396 (1997) 217.