

Kaon electroweak form factors in the light-front quark model

Ho-Meoyng Choi and Chueng-Ryong Ji

Department of Physics, North Carolina State University, Raleigh, N.C. 27695-8202

We investigate the form factors and decay rates for the semileptonic decays of the kaon(K_{l3}) using the light-front quark model. The form factors $f_{\pm}(q^2)$ are calculated in $q^+ = 0$ frame and analytically continued to the time-like region, $q^2 > 0$. Our numerical results for the physical observables, $f_-/f_+|_{q^2=m_l^2} = -0.38$, $\lambda_+ = 0.025$ (the slope of f_+ at $q^2 = m_l^2$), $\Gamma(K_{e3}^0) = (7.30 \pm 0.12) \times 10^6 s^{-1}$, and $\Gamma(K_{\mu 3}^0) = (4.57 \pm 0.07) \times 10^6 s^{-1}$ are quite comparable with the experimental data and other theoretical model calculations. The non-valence contributions from $q^+ \neq 0$ frame are also estimated.

I. INTRODUCTION

Even though there have been a lot of analyses on the heavy-to-heavy and heavy-to-light form factors for weak transitions from a pseudoscalar meson to another pseudoscalar meson within the light-front quark model(LFQM) [1–8], the light-to-light weak form factor analysis such as K_{l3} has not yet been studied in LFQM. However, the analysis of semileptonic K_{l3} decays comparing with the experiment [9] has been provided by many other theoretical models, *e.g.*, the chiral perturbation theory(CPT) [10], the effective chiral Lagrangian approach [11], the vector meson dominance [12], the extended Nambu-Jona-Lasino model [13], Dyson-Schwinger approach [14] and other quark model [15]. Thus, in this work, we use LFQM to analyze both form factors of the K_{l3} decays, *i.e.*, f_+ and f_- , and compare with the experimental data as well as other theoretical models.

In the LFQM calculations presented in Refs. [4–7], $q^+ \neq 0$ frame has been used to calculate the weak decays in the time-like region $m_l^2 \leq q^2 \leq (M_i - M_f)^2$, with $M_{i[f]}$ and m_l being the initial[final] meson mass and the lepton(l) mass, respectively. However, when the $q^+ \neq 0$ frame is used, the inclusion of the non-valence contributions arising from quark-antiquark pair creation(“Z-graph”) is inevitable and this inclusion may be very important for heavy-to-light and light-to-light decays. Nevertheless, the previous analyses [4–7] in $q^+ \neq 0$ frame considered only valence contributions neglecting non-valence contributions. In this work, we circumvent this problem by calculating the processes in $q^+ = 0$ frame and analytically continuing to the time-like region. The $q^+ = 0$ frame is useful because only valence contributions are needed. However, one needs to calculate the component of the current other than J^+ to obtain the form factor $f_-(q^2)$. Since J^- is not free from the zero-mode contributions even in $q^+ = 0$ frame [17,18], we use J_\perp instead of J^- to obtain f_- . The previous works in Refs. [1–3] have considered only the “+”-component of the current which was not sufficient to obtain the form factor $f_-(q^2)$. Furthermore, the light-to-light decays such as K_{l3} have not yet been analyzed, even though the calculation of f_- for heavy-to-heavy and heavy-to-light decays has been made in Ref. [8] using the dispersion formulations. Thus, we analyze both currents of J^+ and J_\perp for K_{l3} decays using $q^+ = 0$ frame and analytically continue to the time-like region. Our method of changing q_\perp to iq_\perp is not only simple to use in practical calculations for the exclusive processes but also provides the identical results obtained by the dispersion formulations presented in Ref. [8].

The calculation of the form factor $f_-(q^2)$ is especially important for the complete analysis of K_{l3} decays, since the $f_-(q^2)$ is prerequisite for the calculation of the physical observables $\xi_A = f_-/f_+|_{q^2=m_l^2}$ and λ_- , the slope of $f_-(q^2)$ at $q^2 = m_l^2$. We also estimate the non-valence contributions from $q^+ \neq 0$ frame by calculating only valence contributions from $q^+ \neq 0$ frame and comparing them with those obtained from $q^+ = 0$ frame. Including the lepton mass effects for the $d\Gamma/dq^2$ spectrum of K_{l3} , we distinguish the decay rate of $K_{\mu 3}$ from that of $K_{e 3}$, where the contribution from f_- is found to be appreciable for μ decays.

Our model parameters summarized in Table I were obtained from our previous analysis of quark potential model [16], which provided a good agreement with the experimental data of various electromagnetic properties of mesons

such as f_π, f_K , charge radii of π and K , and rates for radiative meson decays *etc.* As shown in Ref. [16], the gaussian radial wave function $\phi(x, \mathbf{k}_\perp)$ for our LF wave function $\Psi_{\lambda_q, \lambda_{\bar{q}}}(x, \mathbf{k}_\perp) = \phi(x, \mathbf{k}_\perp) \mathcal{R}_{\lambda_q, \lambda_{\bar{q}}}(x, \mathbf{k}_\perp)$ is given by

$$\phi(x, \mathbf{k}_\perp) = \sqrt{\frac{\partial k_z}{\partial x}} \left(\frac{1}{\pi^{3/2} \beta^3} \right)^{1/2} \exp(-k^2/2\beta^2), \quad (1)$$

where $\partial k_z / \partial x$ is the Jacobian of the variable transformation $\{x, \mathbf{k}_\perp\} \rightarrow \mathbf{k} = (k_n, \mathbf{k}_\perp)$. The spin-orbit wave function $\mathcal{R}_{\lambda_q, \lambda_{\bar{q}}}(x, \mathbf{k}_\perp)$ is obtained by the interaction-independent Melosh transformation. The detailed description for the spin-orbit wave function can also be found in previous literatures [1–3, 5–7, 16].

The paper is organized as follows. In Sec.II, we obtain the form factors of K_{l3} decays in $q^+ = 0$ frame and analytically continue to the time-like $q^2 > 0$ region by changing q_\perp to iq_\perp in the form factors. In Sec.III, our numerical results of the observables for K_{l3} decays are presented and compared with the experimental data as well as other theoretical results. Summary and discussion of our main results follow in Sec.IV. In the Appendix, the valence contribution in $q^+ \neq 0$ frame is formulated.

II. WEAK FORM FACTORS IN DRELL-YAN FRAME

The matrix element of the hadronic current for K_{l3} can be parametrized in terms of two hadronic form factors as follows

$$\begin{aligned} \langle \pi | \bar{u} \gamma^\mu s | K \rangle &= f_+(q^2)(P_K + P_\pi)^\mu + f_-(q^2)(P_K - P_\pi)^\mu, \\ &= f_+(q^2) \left[(P_K + P_\pi)^\mu - \frac{M_K^2 - M_\pi^2}{q^2} q^\mu \right] + f_0(q^2) \frac{M_K^2 - M_\pi^2}{q^2} q^\mu, \end{aligned} \quad (2)$$

where $q^\mu = (P_K - P_\pi)^\mu$ is the four-momentum transfer to the leptons and $m_l^2 \leq q^2 \leq (M_K - M_\pi)^2$. The form factors f_+ and f_0 are related to the exchange of 1^- and 0^+ , respectively, and satisfy the following relations:

$$f_+(0) = f_0(0), \quad f_0(q^2) = f_+(q^2) + \frac{q^2}{M_K^2 - M_\pi^2} f_-(q^2). \quad (3)$$

Since the lepton mass is small except in the case of the τ lepton, one may safely neglect the lepton mass in the decay rate calculation of the heavy-to-heavy and heavy-to-light transitions. However, for K_{l3} decays, the muon(μ) mass is not negligible, even though electron mass can be neglected. Thus, including non-zero lepton mass, the formula for the decay rate of K_{l3} is given by [19]:

$$\begin{aligned} \frac{d\Gamma(K_{l3})}{dq^2} &= \frac{G_F^2}{24\pi^3} |V_{us}|^2 K_f(q^2) \left(1 - \frac{m_l^2}{q^2}\right)^2 \\ &\times \left\{ [K_f(q^2)]^2 \left(\left(1 + \frac{m_l^2}{2q^2}\right) |f_+(q^2)|^2 + M_K^2 \left(1 - \frac{M_\pi^2}{M_K^2}\right)^2 \frac{3}{8} \frac{m_l^2}{q^2} |f_0(q^2)|^2 \right) \right\}, \end{aligned} \quad (4)$$

where G_F is the Fermi constant, $V_{q_1 \bar{q}_2}$ is the element of the Cabbibo-Kobayashi-Maskawa mixing matrix and the factor $K_f(q^2)$ is given by

$$K_f(q^2) = \frac{1}{2M_K} \left[(M_K^2 + M_\pi^2 - q^2)^2 - 4M_K^2 M_\pi^2 \right]^{1/2}. \quad (5)$$

Since our analysis will be performed in the isospin symmetry($m_u=m_d$) but $SU_f(3)$ breaking($m_s \neq m_{u(d)}$) limit, we do not discriminate between the charged and neutral kaon weak decays, *i.e.*, $f_{\pm}^{K^0} = f_{\pm}^{K^+}$. For K_{l3} decays, the three form factor parameters, *i.e.*, λ_+ , λ_0 and ξ_A , have been measured using the following linear parametrization [9]:

$$f_{\pm}(q^2) = f_{\pm}(q^2 = m_l^2) \left(1 + \lambda_{\pm} \frac{q^2}{M_{\pi^+}^2} \right), \quad (6)$$

where $\lambda_{\pm,0}$ is the slope of $f_{\pm,0}$ evaluated at $q^2 = m_l^2$ and $\xi_A = f_-/f_+|_{q^2=m_l^2}$.

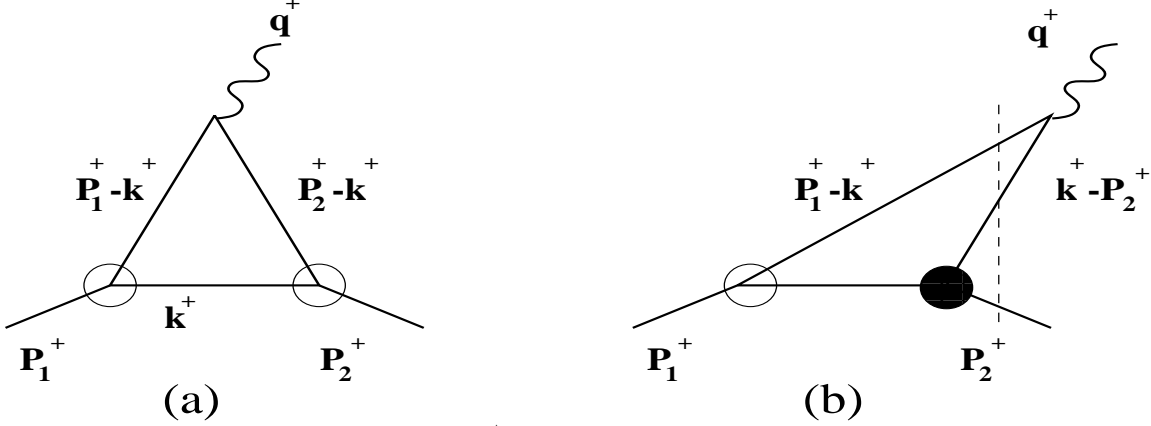


FIG. 1. The form factor calculation in $q^+ \neq 0$ frame requires both the usual light-front triangle diagram(a) and the non-valence(pair-creation) diagram(b). The vertical dashed line in (b) indicates the energy-denominator for the non-valence contribution. While the white blob represents our LF wavefunction $\Psi_{\lambda_q, \lambda_{\bar{q}}}(x, \mathbf{k}_{\perp})$, the modeling of black blob has not yet been made.

As shown in Fig.1, the quark momentum variables for $q_1 \bar{q} \rightarrow q_2 \bar{q}$ transitions in the standard $q^+ = 0$ frame are given by

$$\begin{aligned} p_1^+ &= (1-x)P_1^+, & p_{\bar{q}}^+ &= xP_1^+, \\ \mathbf{p}_{1\perp} &= (1-x)\mathbf{P}_{1\perp} + \mathbf{k}_{\perp}, & \mathbf{p}_{\bar{q}\perp} &= x\mathbf{P}_{1\perp} - \mathbf{k}_{\perp}, \\ p_2^+ &= (1-x)P_2^+, & p_{\bar{q}}'^+ &= xP_2^+, \\ \mathbf{p}_{2\perp} &= (1-x)\mathbf{P}_{2\perp} + \mathbf{k}'_{\perp}, & \mathbf{p}'_{\bar{q}\perp} &= x\mathbf{P}_{2\perp} - \mathbf{k}'_{\perp}, \end{aligned} \quad (7)$$

which requires that $p_{\bar{q}}^+ = p_{\bar{q}}'^+$ and $\mathbf{p}_{\bar{q}\perp} = \mathbf{p}'_{\bar{q}\perp}$. Using the matrix element of the “+”-component of the current, J^+ , given by Eq.(2), we obtain the form factor $f_+(q_{\perp}^2)$ as follows

$$f_+(q_{\perp}^2) = \int_0^1 dx \int d^2\mathbf{k}_{\perp} \phi_2(x, \mathbf{k}'_{\perp}) \phi_1(x, \mathbf{k}_{\perp}) \frac{\mathcal{A}_1 \mathcal{A}_2 + \mathbf{k}_{\perp} \cdot \mathbf{k}'_{\perp}}{\sqrt{\mathcal{A}_1^2 + k_{\perp}^2} \sqrt{\mathcal{A}_2^2 + k_{\perp}'^2}}, \quad (8)$$

where $q_{\perp}^2 = -q^2$, $\mathcal{A}_i = m_i x + m_{\bar{q}}(1-x)$ and $\mathbf{k}'_{\perp} = \mathbf{k}_{\perp} - x\mathbf{q}_{\perp}$. As we discussed in the introduction, we need the “ \perp ”-component of the current, J_{\perp} , to obtain the form factor $f_-(q_{\perp}^2)$ in Eq.(2), *viz.*,

$$\langle P_2 | \bar{q}_2(\mathbf{q}_{\perp} \cdot \vec{\gamma}_{\perp}) q_1 | P_1 \rangle = q_{\perp}^2 \left[f_-(q_{\perp}^2) - f_+(q_{\perp}^2) \right], \quad (9)$$

after multiplying \mathbf{q}_{\perp} on both sides of Eq.(2). The l.h.s. of Eq.(9) is given by

$$\begin{aligned}
\langle P_2 | \bar{q}_2(\mathbf{q}_\perp \cdot \vec{\gamma}_\perp) q_1 | P_1 \rangle &= - \int dx d^2 \mathbf{k}_\perp \frac{x \phi_2(x, \mathbf{k}'_\perp) \phi_1(x, \mathbf{k}_\perp)}{2 \sqrt{\mathcal{A}_1^2 + k_\perp^2} \sqrt{\mathcal{A}_2^2 + k_\perp'^2}} \\
&\times \text{Tr} \left[\gamma_5 (\not{p}_2 + m_2) (\mathbf{q}_\perp \cdot \vec{\gamma}_\perp) (\not{p}_1 + m_1) \gamma_5 (\not{p}_q - m_q) \right].
\end{aligned} \tag{10}$$

Using the quark momentum variables given in Eq.(7), we obtain the trace term in Eq.(10) as follows

$$\begin{aligned}
&\text{Tr} \left[\gamma_5 (\not{p}_2 + m_2) (\mathbf{q}_\perp \cdot \vec{\gamma}_\perp) (\not{p}_1 + m_1) \gamma_5 (\not{p}_q - m_q) \right] \\
&= -2 \left\{ \frac{(\mathcal{A}_1^2 + k_\perp^2)}{x(1-x)} (\mathbf{k}_\perp - \mathbf{q}_\perp) \cdot \mathbf{q}_\perp + \frac{(\mathcal{A}_2^2 + k_\perp'^2)}{x(1-x)} \mathbf{k}_\perp \cdot \mathbf{q}_\perp + \left[(m_1 - m_2)^2 + q_\perp^2 \right] \mathbf{k}_\perp \cdot \mathbf{q}_\perp \right\}.
\end{aligned} \tag{11}$$

Since both sides of Eq.(9) vanish as $q^2 \rightarrow 0$, one has to be cautious for the numerical computation of f_- at $q^2 = 0$. Thus, for the numerical computation at $q^2 = 0$, we need to find an analytic formula for f_0 . In order to obtain the analytic formula for the form factor $f_-(0)$, we make a low q_\perp^2 expansion to extract the overall q_\perp^2 from Eq.(10). Then, the form factor $f_-(0)$ is obtained as follows

$$\begin{aligned}
f_-(0) &= f_+(0) + \int_0^1 dx \int d^2 \mathbf{k}_\perp \frac{x \phi_2(x, \mathbf{k}_\perp) \phi_1(x, \mathbf{k}_\perp)}{\sqrt{\mathcal{A}_1^2 + k_\perp^2} \sqrt{\mathcal{A}_2^2 + k_\perp^2}} \\
&\times \left\{ \left[C_{T1}(C_{J1} - C_{J2} + C_M + C_R) + C_{T2} \right] k_\perp^2 \cos^2 \phi + C_{T3} \right\},
\end{aligned} \tag{12}$$

where the terms of $C's$ are given by

$$\begin{aligned}
C_{Ji} &= \frac{2\beta_i^2}{(1-x)(\beta_1^2 + \beta_2^2)M_{0i}^2} \left[\frac{1}{1 - \left(\frac{m_i^2 - m_q^2}{M_{0i}^2} \right)^2} - \frac{3}{4} \right], \\
C_M &= \frac{1}{(1-x)(\beta_1^2 + \beta_2^2)} \left[\frac{\beta_2^2}{M_{02}^2 - (m_2 - m_q)^2} - \frac{\beta_1^2}{M_{01}^2 - (m_1 - m_q)^2} \right], \\
C_R &= \frac{-1}{4(1-x)(\beta_1^2 + \beta_2^2)} \left[\left(\frac{m_2^2 - m_q^2}{M_{02}^2} \right)^2 - \left(\frac{m_1^2 - m_q^2}{M_{01}^2} \right)^2 \right], \\
C_{T1} &= \frac{1}{x(1-x)} (\mathcal{A}_1^2 + \mathcal{A}_2^2 + 2k_\perp^2) + (m_1 - m_2)^2, \\
C_{T2} &= \frac{2(\beta_1^2 - \beta_2^2)}{(1-x)(\beta_1^2 + \beta_2^2)}, \quad C_{T3} = \frac{x\beta_1^2}{\beta_1^2 + \beta_2^2} C_{T1} - \frac{\mathcal{A}_1^2 + k_\perp^2}{x(1-x)},
\end{aligned} \tag{13}$$

with

$$M_{0i}^2 = \frac{k_\perp^2 + m_i^2}{1-x} + \frac{k_\perp^2 + m_q^2}{x}. \tag{14}$$

The form factors f_+ and f_- can be analytically continued to the time-like $q^2 > 0$ region¹ by replacing q_\perp by iq_\perp in Eqs.(8) and (9). Since $f_-(0)$ in Eq.(12) is exactly zero in the $SU_f(3)$ symmetry [14], *i.e.*, $m_{u(d)} = m_s$ and $\beta_{u\bar{d}} = \beta_{u\bar{s}} = \beta_{s\bar{s}}$, one can get $f_+(q_\perp^2) = F_\pi(q_\perp^2)$ for the $\pi^+ \rightarrow \pi^0$ weak decay(π_{e3}), where $F_\pi(q_\perp^2)$ is the electromagnetic form factor of pion, and $f_-(q^2) = 0$ because of the isospin symmetry. For comparison, we briefly discuss in appendix the form factors in $q^+ \neq 0$ frame.

¹ We note that our numerical results of f_+ obtained by the method of replacing q_\perp by iq_\perp in Eq.(8) for any $P \rightarrow P$ (P =Pseudoscalar) semileptonic decays are identical to those obtained from dispersion formulation in Ref. [8].

III. NUMERICAL RESULTS

Our predictions of $\lambda_+ = 0.025[0.026]$ and $\xi_A = -0.38[-0.41]$ for the set 1[set 2] given in Table I at $q^+ = 0$ frame are quite comparable with the experimental data, $\lambda_+ = 0.0286 \pm 0.0022$ and $\xi_A = -0.35 \pm 0.15$ [9]. However, the predictions from $q^+ \neq 0$ frame without including the non-valence contributions, $\lambda_+ = 0.081[0.083]$ and $\xi_A = -1.12[-1.10]$ for the set 1[set 2] deviate rather significantly from the experimental data. Our results for the form factors f_+ at zero momentum transfer, which are the same for both $q^+ = 0$ and $q^+ \neq 0$ frames, $f_+(0) = 0.961[0.962]$ for set 1[set 2], are in an excellent agreement with the result of chiral perturbation theory [10], $f_+(0) = 0.961 \pm 0.008$. The form factors f_+ for non-zero momentum transferred region $q^2 > 0$ obtained from both $q^+ = 0$ and $q^+ \neq 0$ frames are shown in Fig.2. As one can see in Fig.2, the form factors f_+ obtained from $q^+ = 0$ frame (solid lines) for both parameter sets 1 and 2 appear to be linear functions of q^2 justifying Eq.(6) usually employed in the analysis of experimental data [9]. However, those obtained from $q^+ \neq 0$ frame (dotted lines) do not exhibit the same behavior. The decay rates for K_{e3} and $K_{\mu 3}$ obtained from $q^+ = 0$ frame, $(7.30[7.36] \pm 0.12) \times 10^6 s^{-1}$ and $(4.57[4.56] \pm 0.07) \times 10^6 s^{-1}$ for the set 1[set 2], respectively, are quite comparable with the experimental data, $\Gamma(K_{e3}) = (7.7 \pm 0.5) \times 10^6 s^{-1}$ and $\Gamma(K_{\mu 3}) = (5.25 \pm 0.07) \times 10^6 s^{-1}$ [9]. In Fig.3, we show $d\Gamma/dq^2$ spectra for K_{e3} (solid line) and $K_{\mu 3}$ (dotted line) obtained from $q^+ = 0$ frame. While the term proportional to f_0 in Eq.(4) is negligible for K_{e3} decay rate, its contribution for $K_{\mu 3}$ decay rate is quite substantial (dot-dashed line). The predictions from $q^+ \neq 0$ frame are obtained as $\Gamma(K_{e3}) = (8.02[7.83] \pm 0.13) \times 10^6 s^{-1}$ and $\Gamma(K_{\mu 3}) = (4.49[4.36] \pm 0.13) \times 10^6 s^{-1}$ for the set 1[set 2]. The non-valence contribution from $q^+ \neq 0$ frame is visible even though it may not be quite significant for the decay rate $\Gamma(K_{l3})$.

In Table II, we summarize our results for $q^+ = 0$ frame and compare with the experimental data as well as the other theoretical results. Our results are overall in a good agreement with the experimental data. Our predictions, $\lambda_0 = -0.007[-0.009]$ for the set 1[set 2] are rather favorable to the charged kaon decays ($\lambda_0^+ = 0.004 \pm 0.007$) than to the neutral kaon decays ($\lambda_0^0 = 0.025 \pm 0.006$). Testing the sensitivity of our results, we find that the positive sign of λ_0 can be obtained when $m_s/m_u \lesssim 1.8$ for both sets 1 and 2 and λ_0 turns out to be more sensitive than any other observables for the variation of m_s . For instance, changing the s -quark mass from $m_s = 0.48$ GeV to 0.43 GeV (10% change)² for the set 1 in Table I, we obtain $f_+(0) = 0.974$ (1% change), $\lambda_+ = 0.029$ (16% change), $\xi_A = -0.31$ (18% change), $\lambda_0 = 0.0027$ (140% change), $\Gamma(K_{e3}) = (7.60 \pm 0.12) \times 10^6 s^{-1}$ (4% change), and $\Gamma(K_{\mu 3}) = (4.84 \pm 0.08) \times 10^6 s^{-1}$ (6% change), which yield an excellent agreement with the experimental data. In Ref. [13], not only it was found that there is a rather large sensitivity for λ_0 compared to other observables for the variation of the model parameter but also it was noted that the experimental results for λ_0 are not yet firm. We show in Fig.4 the form factors $f_+(q^2)$ (solid and

² It should be noted that our model is quite stable with respect to the variation of m_s . In addition to the observables in this work, our predictions for f_K , $r_{K^+}^2$, and $r_{K^0}^2$ in [16] are changed to 108 MeV (1% change), 0.385 fm^2 (0.3% change), and -0.077 fm^2 (15%), respectively.

dotted lines for the sets 1 and 2, respectively) at spacelike momentum transfer for the possible experimental probe in this $q^2 < 0$ region at TJNAF [13]. Our results are compared with other theoretical prediction in Ref. [13](dot-dashed line).

In addition, we calculated the electromagnetic form factors $F_\pi(q^2)$ and $F_K(q^2)$ in the space-like region using both $q^+ = 0$ and $q^+ \neq 0$ frames to estimate the non-valence contributions in $q^+ \neq 0$ frame. As shown in Figs.5 and 6 for $F_\pi(q^2)$ and $F_K(q^2)$, respectively, our predictions in $q^+ = 0$ frame are in a very good agreement with the available data [20,21] while the results for $q^+ \neq 0$ frame deviate from the data significantly. The deviations represent the non-valence contributions in $q^+ \neq 0$ frame(see Fig.1(b)). However, the deviations are clearly reduced for $F_K(q^2)$ (see Fig.6) because of the large suppression from the energy denominator shown in Fig.1 for the non-valence contribution. The suppressions are much bigger for the heavier mesons such as D and B . Especially, for the B meson case, the non-valence contribution is almost negligible up to $Q^2 = -q^2 \sim 10 \text{ GeV}^2$.

IV. SUMMARY AND CONCLUSION

In this work, we investigated the weak decays of K_{l3} using the light-front quark model. The form factors f_\pm are obtained in $q^+ = 0$ frame and then analytically continued to the time-like region by changing q_\perp to iq_\perp in the form factors. The matrix element of the “ \perp ”-component of the current J^μ is used to obtain the form factor f_- , which is necessary for the complete analysis of K_{l3} decays. Using the non-zero lepton mass formula[Eq.(4)] for the decay rate of K_{l3} , we also distinguish $K_{\mu 3}$ from $K_{e 3}$ decay. Especially, for $K_{\mu 3}$ decay, the contribution from f_0 [or f_-] form factor is not negligible in the calculation of the decay rate. Our theoretical predictions for K_{l3} weak decays are overall in a good agreement with the experimental data. We also confirmed that our analytic continuation method is equivalent to that of Ref. [8] where the form factors are obtained by the dispersion representations through the (gaussian) wave functions of the initial and final mesons. In all of these analyses, it was crucial to include the non-valence contributions in $q^+ \neq 0$ frame. As we have estimated these contributions in various observables, their magnitudes are not at all negligible in the light-to-light electroweak form factors. In fact, the non-valence contributions were very large for the most of observables such as λ_+ , λ_0 , ξ_A , $F_\pi(Q^2)$ and $F_K(Q^2)$.

Finally, we have also estimated the zero-mode contribution by calculating the “ $-$ ”-component of the current. Our observation in an exactly solvable scalar field theory was presented in Ref. [17]. Using the light-front bad current J^- in $q^+ = 0$ frame, we obtained $f_-(0) = 12.6[18.6]$ for the set 1[set 2]. The huge ratio of $f_-(0)|_{J^-}/f_-(0)|_{J_\perp} \approx -36[-48]$ for the set 1[set 2] is consistent with our observation in Ref. [17]. We also found that the zero-mode contribution is highly suppressed as the quark mass increases. The detailed analysis of heavy-to-heavy and heavy-to-light semileptonic decays is currently underway.

ACKNOWLEDGMENTS

This work was supported by the U.S. DOE under contracts DE-FG02-96ER 40947. The North Carolina Supercomputing Center and the National Energy Research Scientific Computer Center are also acknowledged for the grant of supercomputer time. We would like to acknowledge Andrei Afanasev for giving us their data for K_{l3} so that we can compare our results with theirs.

APPENDIX: VALENCE CONTRIBUTIONS IN $q^+ \neq 0$ FRAME

For the purely longitudinal momentum transfer, *i.e.*, $\mathbf{q}_\perp = 0$ and $q^2 = q^+q^-$, the relevant quark momentum variables are

$$\begin{aligned} p_1^+ &= (1-x)P_1^+, & p_{\bar{q}}^+ &= xP_1^+, \\ \mathbf{p}_{1\perp} &= (1-x)\mathbf{P}_{1\perp} + \mathbf{k}_\perp, & \mathbf{p}_{\bar{q}\perp} &= x\mathbf{P}_{1\perp} - \mathbf{k}_\perp, \\ p_2^+ &= (1-x')P_2^+, & p_{\bar{q}}'^+ &= x'P_2^+, \\ \mathbf{p}_{2\perp} &= (1-x')\mathbf{P}_{2\perp} + \mathbf{k}'_\perp, & \mathbf{p}'_{\bar{q}\perp} &= x'\mathbf{P}_{2\perp} - \mathbf{k}'_\perp, \end{aligned} \tag{A1}$$

where $x(x' = x/r)$ is the momentum fraction carried by the spectator \bar{q} in the initial(final) state. The fraction r is given in terms of q^2 as follows [4–7]

$$r_\pm = \frac{M_2}{M_1} \left[\left(\frac{M_1^2 + M_2^2 - q^2}{2M_1M_2} \right) \pm \sqrt{\left(\frac{M_1^2 + M_2^2 - q^2}{2M_1M_2} \right)^2 - 1} \right], \tag{A2}$$

where the $+$ ($-$) signs in Eq.(A2) correspond to the daughter meson recoiling in the positive(negative) z -direction relative to the parent meson. In this $q^+ \neq 0$ frame, one obtains [4–7]

$$f_\pm(q^2) = \pm \frac{(1 \mp r_-)H(r_+) - (1 \mp r_+)H(r_-)}{r_+ - r_-}, \tag{A3}$$

where

$$H(r) = \int_0^r dx \int d^2\mathbf{k}_\perp \phi_2(x', \mathbf{k}_\perp) \phi_1(x, \mathbf{k}_\perp) \frac{\mathcal{A}_1 \mathcal{A}'_2 + k_\perp^2}{\sqrt{\mathcal{A}_1^2 + k_\perp^2} \sqrt{\mathcal{A}'_2^2 + k_\perp^2}}, \tag{A4}$$

and $\mathcal{A}'_i = m_i x' + m_{\bar{q}}(1-x')$. At maximum recoil ($q^2 = 0$), the form factor $f_+(0)$ in Eq.(A3) is free from the non-valence contributions. However, the form factor $f_-(q^2)$ in $q^+ \neq 0$ frame is not immune to the non-valence contributions even at $q^2 = 0$. This is why one cannot obtain the reliable predictions in $q^+ \neq 0$ frame for the observables such as λ_+^3 , λ_0 and ξ_A for K_{l3} decays unless one includes the non-valence contributions in the $q^+ \neq 0$ frame. To estimate the non-valence contributions, we perform the numerical calculations of $f_\pm(q^2)$ in Eq.(A3) and compare with those obtained from $q^+ = 0$ frame.

³Even though $f_+(0)$ in $q^+ \neq 0$ frame is free from the non-valence contributions, its derivative at $q^2 = 0$ receives the non-valence contributions.

TABLE I. Quark masses m_q [GeV] and gaussian parameters β [GeV] used in our analysis. $q=u$ and d .

	m_q	m_s	$\beta_{q\bar{q}}$	$\beta_{s\bar{s}}$	$\beta_{q\bar{s}}$
Set 1	0.25	0.48	0.3194	0.3681	0.3419
Set 2	0.22	0.45	0.3659	0.4128	0.3886

 TABLE II. Model predictions for the parameters of K_{l3} decay form factors obtained from $q^+ = 0$ frame. The CKM matrix used in the calculation of the decay width(in unit of $10^6 s^{-1}$) is $|V_{us}| = 0.2205 \pm 0.0018$ [9].

Observables	Set 1	Set2	Other models	Experiment
$f_+(0)$	0.961	0.962	$0.961 \pm 0.008^a, 0.952^d, 0.98^e, 0.93^f$	$0.0286 \pm 0.0022[K_{e3}^+]$
λ_+	0.025	0.026	$0.033^b, 0.025^c, 0.028^d, 0.018^e, 0.019^f$	$0.0300 \pm 0.0016[K_{e3}^0]$
λ_0	-0.007	-0.009	$0.013^b, 0.0^c, 0.0026^d, -0.0024^e, -0.005^f$	$0.004 \pm 0.007[K_{\mu 3}^+]$
ξ_A	-0.38	-0.41	$-0.24^b, -0.28^c, -0.28^d, -0.25^e, -0.28^f$	$0.025 \pm 0.006[K_{\mu 3}^0]$
				$-0.35 \pm 0.15[K_{e3}^+]$
				$-0.11 \pm 0.09[K_{\mu 3}^0]$
$\Gamma(K_{e3}^0)$	7.30 ± 0.12	7.36 ± 0.12		$7.7 \pm 0.5[K_{e3}^0]$
$\Gamma(K_{\mu 3}^0)$	4.57 ± 0.07	4.56 ± 0.07		$5.25 \pm 0.07[K_{\mu 3}^0]$

^a Ref. [10], ^b Ref. [11], ^c Ref. [12], ^d Ref. [13]. ^e Ref. [14], ^f Ref. [15].

-
- [1] P. J. O'Donnell and Q. P. Xu, Phys. Lett. B **325**, 219(1994); **336**, 113(1994).
 [2] P. J. O'Donnell, Q. P. Xu, and H. K. K. Tung, Phys. Rev. D **52**, 3966(1995).
 [3] W. Jaus, Phys. Rev. D **53**, 1349(1996).
 [4] N.B. Demchuk, I. L. Grach, I. M. Narodetskii, and S. Simula, Phys. At. Nuclei **59**, 2152(1996).
 [5] I. L. Grach, I. M. Narodetskii, and S. Simula, Phys. Lett. B **385**, 317(1996).
 [6] S. Simula, Phys. Lett. B **373**, 193(1996).
 [7] H.-Y. Cheng, C.-Y. Cheng, and C.-W. Hwang, Phys. Rev. D **55**, 1559(1997).
 [8] D. Melikhov, Phys. Lett. B **394**, 385(1997); **380**, 363(1996); Phys. Rev. D **53**, 2460(1996).
 [9] Particle Data Group, R. M. Barnett *et al.*, Phys. Rev. D **54**, 1(1996).
 [10] H. Leutwyler and M. Roos, Z.Phys. C **25**, 91(1984).
 [11] E. P. Shabalin, Sov. J. Nucl. Phys. **51**, 296(1990).
 [12] L.-M. Chounet, J.-M. Gailard, and M. K. Gailard, Phys. Rep.**4**, 199(1974).
 [13] A. Afanasev and W. W. Buck, Phys. Rev. D **55**, 4380(1997).
 [14] Yu. Kalinovsky, K. L. Mitchell and C. D. Roberts, Phys. Lett. B **399**, 22(1997).
 [15] N. Isgur, D. Scora, B. Grinstein, and M. B. Wise, Phys. Rev. D **39**, 799(1989).
 [16] H.-M. Choi and C.-R. Ji, hep-ph/9711450.
 [17] H.-M. Choi and C.-R. Ji, hep-ph/9805438.
 [18] S. J. Brodsky and D. S. Hwang, hep-ph/9806358.
 [19] D. S. Hwang and D.-W. Kim, hep-ph/9806242.
 [20] S. R. Amendolia *et al.*, Phys. Lett. B **146**, 116(1984).
 [21] S. R. Amendolia *et al.*, Phys. Lett. B **178**, 435(1986).

Fig.2. The form factors $f_+(q^2)$ for the $K \rightarrow \pi$ transition in time-like momentum transfer $q^2 > 0$. The solid and dotted lines are the results from the $q^+ = 0$ and $q^+ \neq 0$ frames for the parameter sets 1 and 2 given in Table I, respectively. The differences of the results between the two frames are the measure of the non-valence contributions from $q^+ \neq 0$ frame.

Fig.3. The decay rates $d\Gamma/dq^2$ of K_{e3} (solid line) and $K_{\mu 3}$ (dotted line) for the parameter set 1 in $q^+ = 0$ frame. The dot-dashed line is the contribution from the term proportion to f_0 in Eq.(4) for $K_{\mu 3}$ decay. The results for the set 2 are not much different from those for the set 1.

Fig.4. The form factors $f_+(q^2)$ for the $K \rightarrow \pi$ transition in spacelike momentum transfer $-q^2 < 0$. The solid and dotted lines are the results from the sets 1 and 2, respectively. The dot-dashed line is the result from Ref. [13].

Fig.5. The EM form factor of pion for low $Q^2 = -q^2$ compared with data [20]. The solid and dotted lines are the results from the $q^+ = 0$ and $q^+ \neq 0$ frames for the parameter sets 1 and 2, respectively.

Fig.6. The EM form factor of kaon compared with data [21]. The same line code as in Fig.5 is used.

Fig.2

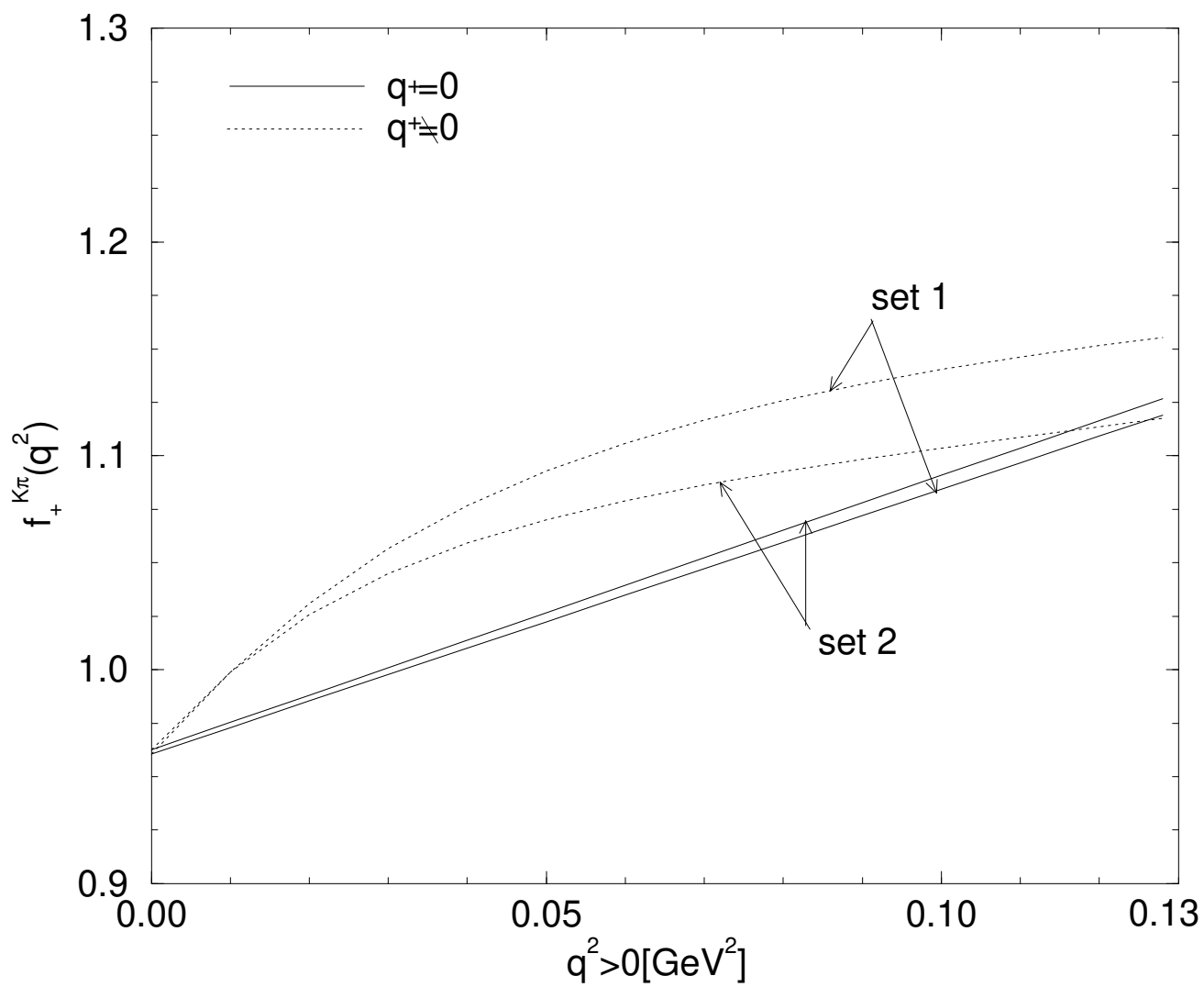


Fig.3

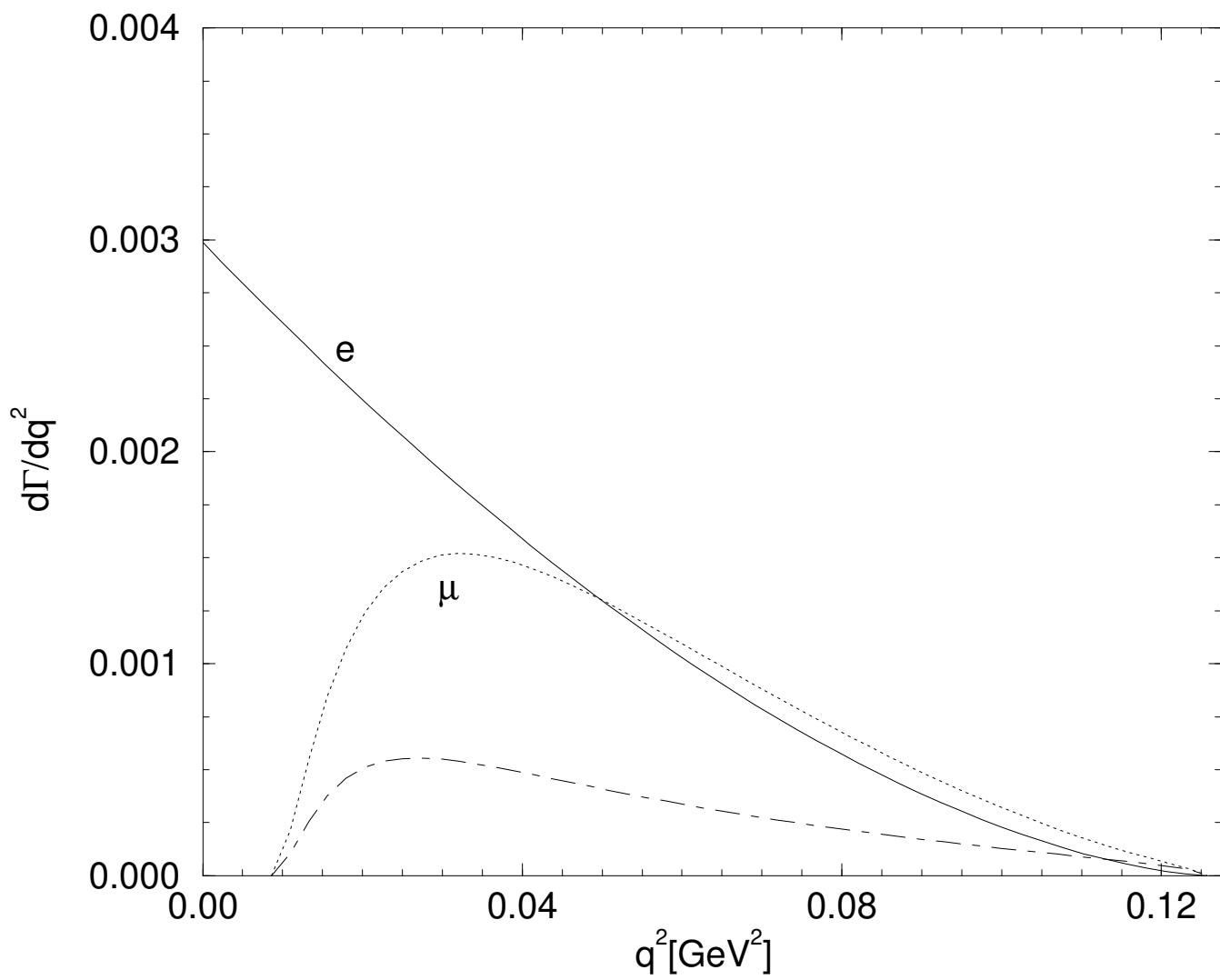


Fig.4

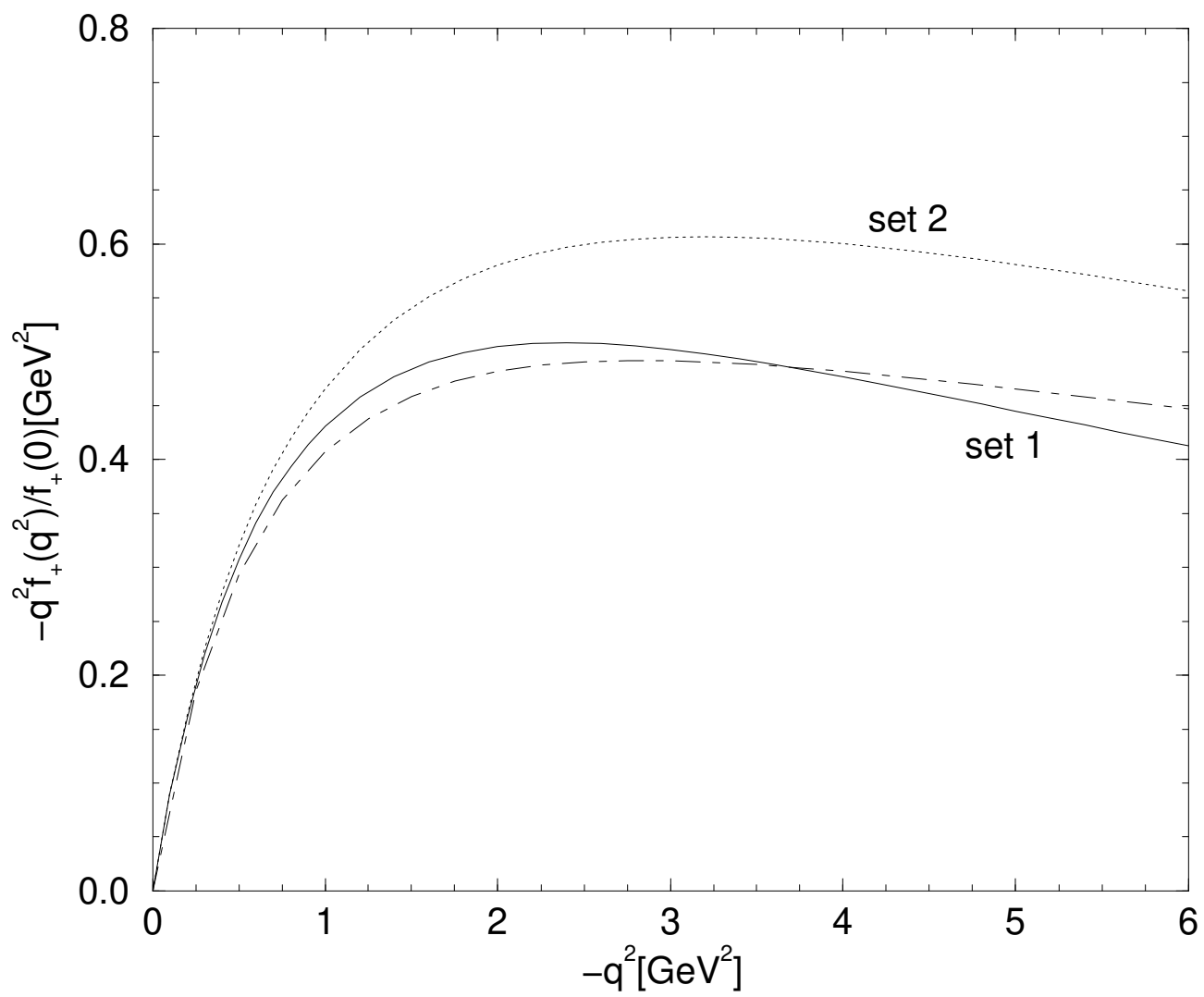


Fig.5

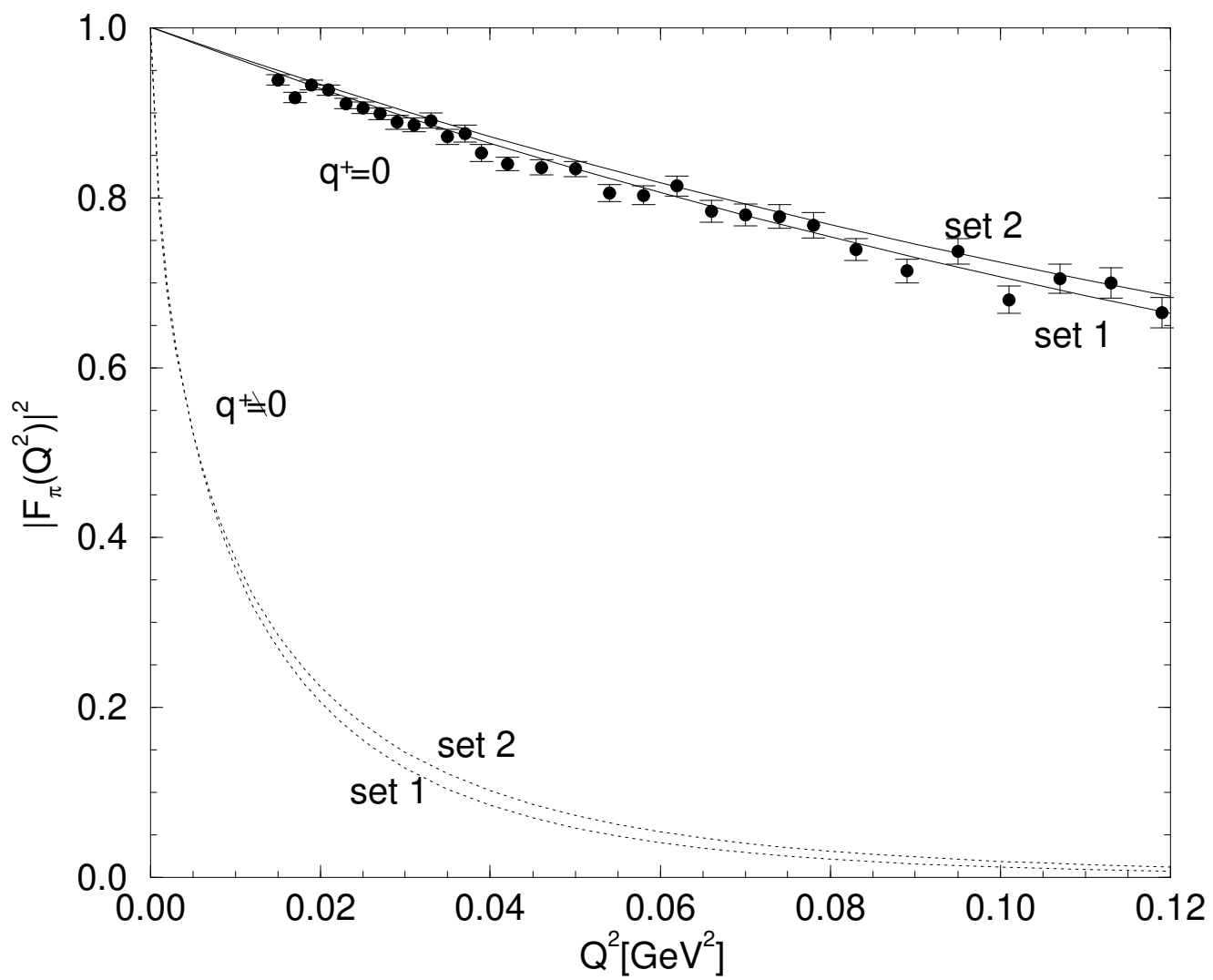


Fig.6

