

A new type of pion interferometry formula

Q. H. Zhang

Institut für Theoretische Physik, Universität Regensburg, D-93040 Regensburg, Germany
(February 18, 2019)

$$\gamma(x) = \text{const.} = 1. \quad (5)$$

A new kind of two-pion and higher-order pion interferometry formulas are derived which depend not only on the correlator as assumed previously but also on the pion multiplicity distribution. Multi-pion Bose-Einstein correlation effects on this new type of two-pion interferometry are studied.

PACS numbers: 25.75. -q, 25.70. Pq, 25.70 Gh.

Two-particle Bose-Einstein(BE) interferometry as a method for obtaining information on the space-time geometry and dynamics of high energy collisions has recently received intensive theoretical and experimental attention. Detailed investigations have shown that high-quality two-particle correlation data can reveal not only the geometric extension of the particle-emitting source but also its dynamical state at particle freeze-out [1–7]. While the old widely used pion interferometry formulas has the shortcoming that it does not contain multi-pion BE correlations effects which has now aroused great interests among physicists in the field of high energy physics [8–20] and statistical physics [21]. In this letter, we will derive a new type multi-pion interferometry formulas which depend not only on the correlator but also on the pion multiplicity distribution.

Normally the pion state can be expressed as

$$|\phi\rangle = \sum_{n=0}^{\infty} a_n |n\rangle, \quad (1)$$

where a_n is a parameter connected with the pion multiplicity distribution. $|n\rangle$ is the n -pion state which can be expressed as

$$|n\rangle = \frac{(\int d\mathbf{p} \int j(x) a^+(\mathbf{p}) \exp(ip \cdot x))^n}{n!} |0\rangle. \quad (2)$$

Here $a^+(\mathbf{p})$ is the pion-creation operator and $j(x)$ is the pion current which can be expressed as:

$$j(x) = \int d^4x' p j(x', p) \gamma(x') \exp(-ip(x - x')), \quad (3)$$

where $j(x', p)$ is the probability amplitude of finding a pion with momentum p , emitted by the emitter at x' . $\gamma(x')$ is a random phase factor which has been extracted from $j(x', p)$. All emitters are uncorrelated in coordinate space when assuming:

$$\{\gamma^*(x) \gamma(y)\} = \delta^4(x - y). \quad (4)$$

Here $\{\dots\}$ means phase average. Eq.(4) corresponds to the assumption that the source is totally chaotic. If the source is totally coherent we have

In the above, we simply choose $\gamma(x)$ as 1. It can be proved that our results do not depend on the value of $\gamma(x)$.

According to Eq.(1), the normalized pion multiplicity distribution can be expressed as

$$P(n) = \frac{|a_n|^2 \{\langle n|n\rangle\}}{\sum_{n=0}^{\infty} |a_n|^2 \{\langle n|n\rangle\}} \quad (6)$$

and the n pion inclusive distribution reads

$$\begin{aligned} \frac{N_i(\mathbf{p}_1, \mathbf{p}_2, \dots, \mathbf{p}_i)}{E_{\mathbf{p}_1} E_{\mathbf{p}_2} \dots E_{\mathbf{p}_i}} &= \frac{d\sigma^i}{d\mathbf{p}_1 d\mathbf{p}_2 \dots d\mathbf{p}_i} \\ &= \frac{\{\langle \phi | a^+(\mathbf{p}_1) \dots a^+(\mathbf{p}_i) a(\mathbf{p}_i) \dots a(\mathbf{p}_1) | \phi \rangle\}}{\{\langle \phi | \phi \rangle\}} \end{aligned} \quad (7)$$

with

$$\int \prod_{k=1}^i \frac{d\mathbf{p}_k}{E_{\mathbf{p}_k}} N_i(\mathbf{p}_1, \dots, \mathbf{p}_i) = \langle n(n-1) \dots (n-i+1) \rangle. \quad (8)$$

Here $N_i(\mathbf{p}_1, \dots, \mathbf{p}_i)$ is the i pion inclusive distribution which is normalized to $\langle n(n-1) \dots (n-i+1) \rangle$, the i order factorial moments of pion multiplicity distribution. $N_i(\mathbf{p}_1, \dots, \mathbf{p}_i)$ can be interpreted as the probability of finding i pions with momentum $\mathbf{p}_1, \dots, \mathbf{p}_i$ in a *given event*. Then the i pion correlation function reads [22,23]:

$$C_i(\mathbf{p}_1, \dots, \mathbf{p}_i) = \frac{N_i(\mathbf{p}_1, \dots, \mathbf{p}_i)}{\prod_{j=1}^i N_1(\mathbf{p}_j)}. \quad (9)$$

In the following we will first study multi-pion BE correlation effects on pion multiplicity distribution. Then We will derive a new type n pion correlation formulas which depend not only on the correlator but also explicitly on the pion multiplicity distribution and study multi-pion BE correlation effects on two pion interferometry.

If we assume $a_n = 1, n \in (0, \infty)$ in Eq.(1) and the source is totally coherent. Then we have

$$\{\langle n|n\rangle\} = \frac{n_0^n}{n!} \quad (10)$$

with

$$n_0 = \int |\tilde{j}(\mathbf{p})|^2 d\mathbf{p}, \tilde{j}(\mathbf{p}) = \int j(x) \exp(ipx) d^4x. \quad (11)$$

The normalized pion multiplicity distribution for above source can be expressed as

$$P(n) = \frac{n_0^n}{n!} \exp(-n_0). \quad (12)$$

If we assume $a_n = n!^{1/4}$, $n \in (0, \infty)$ and the source is coherent then we have

$$P(n) = \left(\sum_{n=0}^{\infty} \frac{n_0^n}{\sqrt{n!}} \right)^{-1} \cdot \frac{n_0^n}{\sqrt{n!}}. \quad (13)$$

If we assume $a_n = n!^{-1/8}$, $n \in (0, \infty)$ and the source is coherent then we have

$$P(n) = \left(\sum_{n=0}^{\infty} \frac{n_0^n}{n!^{1.25}} \right)^{-1} \cdot \frac{n_0^n}{n!^{1.25}}. \quad (14)$$

In the following, We refer to the above three states (corresponding to different choices of a_n) as D1, D2 and D3 respectively. Now we assume the source is totally chaotic for above three states and study multi-pion BE correlation effects on pion multiplicity distribution. Assuming the source is totally chaotic, it is easily checked that [11]

$$\omega(n) = \{\langle n|n \rangle\} = \frac{1}{n} \sum_{i=1}^n \omega(n-i) \int d\mathbf{p} G_i(\mathbf{p}, \mathbf{p}), \quad (15)$$

with

$$G_i(\mathbf{p}, \mathbf{q}) = \int \rho(\mathbf{p}, \mathbf{p}_1) d\mathbf{p}_1 \rho(\mathbf{p}_1, \mathbf{p}_2) \cdots d\mathbf{p}_{i-1} \rho(\mathbf{p}_{i-1}, \mathbf{q}). \quad (16)$$

Where $\rho(\mathbf{p}, \mathbf{q})$ is the Fourier transformation of the source distribution $g(x, K)$,

$$\rho(\mathbf{p}, \mathbf{q}) = \int g(x, \frac{p+q}{2}) \exp(i(p-q)x) d^4x. \quad (17)$$

We assume the source distribution as

$$g(\mathbf{r}, t, \mathbf{p}) = n_0 \cdot \left(\frac{1}{\pi R^2} \right)^{3/2} \exp\left(-\frac{\mathbf{r}^2}{R^2}\right) \delta(t) \left(\frac{1}{2\pi \Delta^2} \right)^{3/2} \exp\left(-\frac{\mathbf{p}^2}{2\Delta^2}\right). \quad (18)$$

Here n_0 is a parameter. Using the above source distribution, one can easily study multi-pion BE correlations effects on the pion multiplicity, pion spectrum and two-pion interferometry since $G_i(\mathbf{p}, \mathbf{q})$ can be calculated analytically [10–13]. Multi-pion BE correlation effects on the pion multiplicity distribution is shown in Fig.1. One see clearly that BE correlation shifts the pion multiplicity distribution of D1, D2 and D3 states to the right side. This feature is due to the following fact: Because BE correlation, the value of $\omega(n)$ will become larger compare to the value of $\omega(n)$ without BE correlation. As n increases, the increases of $\omega(n)$ from its original value without BE correlation will become larger. Then the pion multiplicity distribution for larger n becomes bigger. The original pion multiplicity distribution for D1, D2 and D3 state

without BE correlation is also shown in Fig.1. One can clearly see that the pion distribution for D2 is broader than the pion multiplicity distribution for D3, while the pion multiplicity distribution of D3 is narrower than the pion multiplicity distribution of D2.

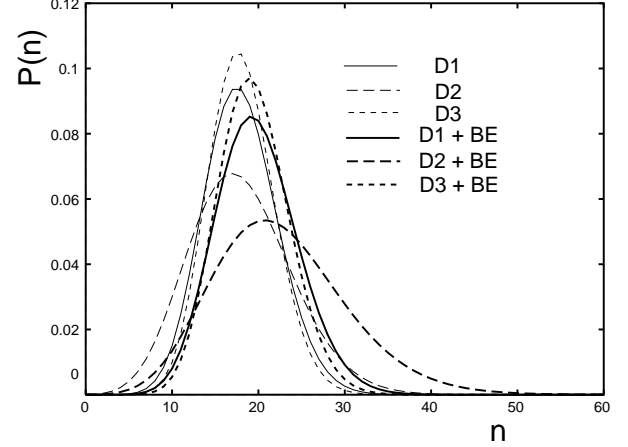


FIG. 1. Multi-pion BE correlation effects on pion multiplicity distribution. The thin solid line, dashed line and dotted line corresponds to the pion multiplicity distribution of state D1, D2 and D3 without BE correlation effects respectively. The input value for D1, D2 and D3 is $n_0 = 18, n_0 = 4.183$ and $n_0 = 37.38$ respectively which ensure the corresponding mean pion multiplicity without BE correlations $\langle n \rangle_{D1} = \langle n \rangle_{D2} = \langle n \rangle_{D3} = 18$. The wider solid line, dashed line and dotted line corresponds to the BE correlation effects on D1, D2 and D3 respectively. The input value of R and Δ are 5.3 fm and 0.18 GeV .

According to Eq.(7), the one-pion inclusive distribution reads:

$$\begin{aligned} \frac{N_1(\mathbf{p}_1)}{E_{\mathbf{p}_1}} &= \frac{\{\langle \phi | a^+(\mathbf{p}_1) a(\mathbf{p}_1) | \phi \rangle\}}{\{\langle \phi | \phi \rangle\}} \\ &= \frac{\sum_{n=0}^{\infty} |a_n|^2 \{\langle n | a^+(\mathbf{p}_1) a(\mathbf{p}_1) | n \rangle\}}{\sum_{n=0}^{\infty} |a_n|^2 \omega_n}. \end{aligned} \quad (19)$$

Using the relationship

$$\{\langle n | a^+(\mathbf{p}_1) a(\mathbf{p}_1) | n \rangle\} = \sum_{i=1}^n \omega(n-i) G_i(\mathbf{p}_1, \mathbf{p}_1), \quad (20)$$

the one-pion inclusive distribution can be expressed as:

$$\frac{N_1(\mathbf{p})}{E_{\mathbf{p}}} = \frac{\sum_{n=1}^{\infty} |a_n|^2 \sum_{i=1}^n \omega(n-i) G_i(\mathbf{p}, \mathbf{p})}{\sum_{n=0}^{\infty} |a_n|^2 \omega(n)}. \quad (21)$$

Similarly, the two-pion inclusive distribution can be expressed as

$$\begin{aligned} \frac{N_2(\mathbf{p}_1, \mathbf{p}_2)}{E_{\mathbf{p}_1} E_{\mathbf{p}_2}} &= \frac{\{\langle \phi | a^+(\mathbf{p}_1) a^+(\mathbf{p}_2) a(\mathbf{p}_2) a(\mathbf{p}_1) | \phi \rangle\}}{\{\langle \phi | \phi \rangle\}} \\ &= \frac{\sum_{n=0}^{\infty} |a_n|^2 \{\langle n | a^+(\mathbf{p}_1) a^+(\mathbf{p}_2) a(\mathbf{p}_2) a(\mathbf{p}_1) | n \rangle\}}{\sum_{n=0}^{\infty} |a_n|^2 \omega_n}. \end{aligned} \quad (22)$$

Using the relationship

$$\{\langle n|a^+(\mathbf{p}_1)a^+(\mathbf{p}_2)a(\mathbf{p}_2)a(\mathbf{p}_1)|n\rangle\} = \sum_{i=2}^n \sum_{m=1}^{i-1} [G_m(\mathbf{p}_1, \mathbf{p}_1) G_{i-m}(\mathbf{p}_2, \mathbf{p}_2) + G_m(\mathbf{p}_1, \mathbf{p}_2) G_{i-m}(\mathbf{p}_2, \mathbf{p}_1)] \omega(n-i), \quad (23)$$

the two-pion inclusive distribution reads

$$\frac{N_2(\mathbf{p}_1, \mathbf{p}_2)}{E_{\mathbf{p}_1} E_{\mathbf{p}_2}} = \frac{1}{\sum_{n=0}^{\infty} |a_n|^2 \omega(n)} \sum_{n=2}^{\infty} |a_n|^2 \sum_{i=2}^n \sum_{m=1}^{i-1} [G_m(\mathbf{p}_1, \mathbf{p}_1) G_{i-m}(\mathbf{p}_2, \mathbf{p}_2) + G_m(\mathbf{p}_1, \mathbf{p}_2) G_{i-m}(\mathbf{p}_2, \mathbf{p}_1)] \omega(n-i). \quad (24)$$

It can be proved that the k -pion inclusive distribution can be expressed as

$$\frac{N_k(\mathbf{p}_1, \dots, \mathbf{p}_k)}{E_{\mathbf{p}_1} \dots E_{\mathbf{p}_k}} = \frac{1}{\sum_{n=0}^{\infty} |a_n|^2 \omega(n)} \sum_{n=k}^{\infty} |a_n|^2 \sum_{i=k}^n \sum_{m_1=1}^{i-(k-1)} \dots \sum_{m_{k-1}=1}^{i-m_1-(k-2)} \sum_{\sigma} G_{m_1}(\mathbf{p}_1, \mathbf{p}_{\sigma(1)}) G_{m_2}(\mathbf{p}_2, \mathbf{p}_{\sigma(2)}) \dots G_{m_{k-1}}(\mathbf{p}_{k-1}, \mathbf{p}_{\sigma(k-1)}) G_{i-m_1-\dots-m_{k-1}}(\mathbf{p}_k, \mathbf{p}_{\sigma(k)}) \quad (25)$$

Here $\sigma(k)$ denotes the k -th element of a permutations of the sequence $\{1, 2, \dots, k\}$, and the sum over σ denotes the sum over all $k!$ permutations of this sequence. It is interesting to notice that if $a_n = 1$ as assumed in Ref. [15], we have the following modified k pion inclusive distribution:

$$\frac{N_k(\mathbf{p}_1, \dots, \mathbf{p}_k)}{E_{\mathbf{p}_1} \dots E_{\mathbf{p}_k}} = \sum_{\sigma} H_{1\sigma(1)} \dots H_{k\sigma(k)} \quad (26)$$

with

$$H_{ij} = H(\mathbf{p}_i, \mathbf{p}_j) = \sum_{n=1}^{\infty} G_n(\mathbf{p}_i, \mathbf{p}_j) \quad (27)$$

Eq.(26) depends only on the correlator $\rho(i, j)$ or H_{ij} as shown in the above. One interesting property about this equation is: Eq.(26) is very similar to the pure n pion inclusive distribution but with a modified source distribution $S(x, K)$ which satisfies

$$H(\mathbf{p}_i, \mathbf{p}_j) = \int S(x, \frac{\mathbf{p}_i + \mathbf{p}_j}{2}) \exp(i(\mathbf{p}_i - \mathbf{p}_j) \cdot \mathbf{x}) d^4x. \quad (28)$$

In the general situation, pion interferometry formulas depend not only on the correlator $\rho(i, j)$ but also on the parameter a_n as shown in Eq.(25), we do not have the above simple form (Eq.(26)) again. Multi-pion BE correlation effects on the single pion inclusive distribution is shown in Fig.2. Here $P_1^{(n)}(\mathbf{p})$ is defined as

$$P_1^{(n)}(p) = \frac{N_1(\mathbf{p})}{E_{\mathbf{p}} \langle n \rangle}, \langle n \rangle = \int N_1(\mathbf{p}) \frac{d\mathbf{p}}{E_{\mathbf{p}}} \quad (29)$$

with

$$\int P_1^{(n)}(p) d\mathbf{p} = 1. \quad (30)$$

One see clearly that multi-pion BE correlations make pions concentrate in the lower momenta region. That is caused by the nature of Bosons: pions would like to be in the same state. One also notice that for the same mean-pion multiplicity, multi-pion BE correlations effects on D2 is bigger than the multi-pion BE correlation effects on D3. That is due to the fact that the probability of finding a bigger n pion state $|n\rangle$ in D2 is larger than the probability of finding the same n pion state in D3. So the multi-pion BE correlation effects on D2 is stronger than the BE correlation effects on D3.

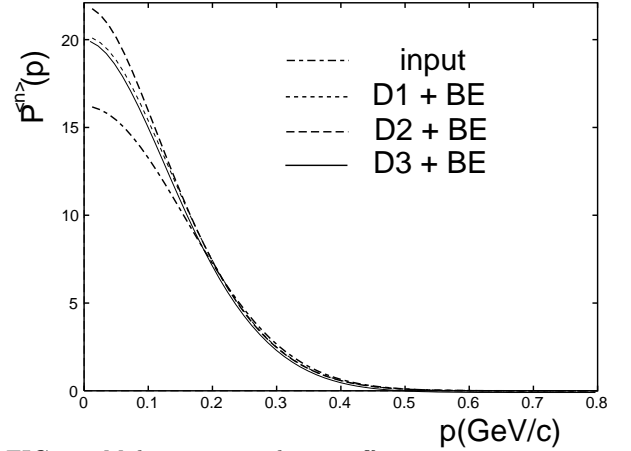


FIG. 2. Multi-pion correlation effects on pion momentum distribution. The solid line, dashed line and dotted line correspond to multi-pion BE correlation effects on the pion spectrum distribution of pion state D3, D1 and D2 respectively. The mean pion multiplicity $\langle n \rangle = 19$ for the above three cases. The dashed dotted line corresponds to the input momentum distribution $\int g(x, p) d^4x$. The input value of R and Δ is 5 fm and 0.16 GeV respectively.

According to the definition of n pion correlation function (Eq.(9)), one can easily write out n pion interferometry formula by using Eq. (25). Multi-pion BE correlations effects on two-pion interferometry is shown in Fig.3. It is clear that one can tell the differences among those three different pion states through the studies of two-pion correlation function. For D1 state, the two-pion correlation function's intercept $C_2(q)_{q=0}$, $q = |\mathbf{p}_1 - \mathbf{p}_2|$ is 2 and the value of two-pion correlation function is 1 if the relative momentum q becomes very large. While for D2 state, one can see that $C_2(q)_{q=0} > 2$ and $C_2(q)_{q \rightarrow \infty} > 1$. For D3 state, we have $C_2(q)_{q=0} < 2$ and $C_2(q)_{q \rightarrow \infty} < 1$. So one can tell the differences among the three pion states by studying the behaviors of two-pion correlation function at smaller q region and bigger q region. As shown above, one may has different pion interferometry formulas due to the different choices of a_n . In principle, by comparing the pion interferometry results with data, we

can determine which pion interferometry formula is the best. Because the resonance decay and the resolution power of the data, it is very difficult for us to determine the intercept of two-pion interferometry without further assumption. On the other hand, we can determine two-pion interferometry results at larger momentum without any assumption. Present experimental results indicates that $C_2(q)_{q \sim 300-400 \text{ MeV}}$ is around $1.01 \sim 1.03$ [24]. That means D1 is one of the best model (pion state) to describe present experimental results.

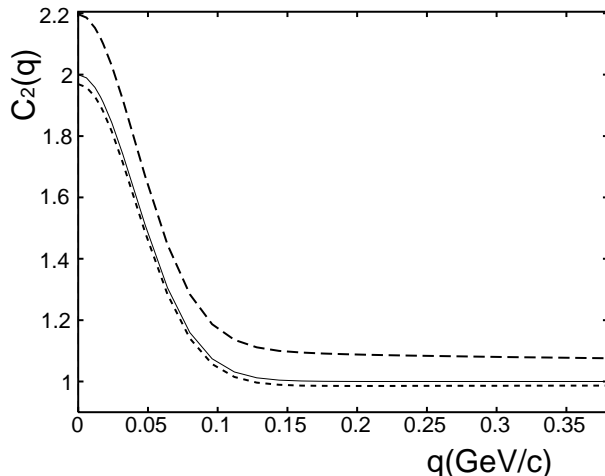


FIG. 3. Multi-pion correlation effects on two-pion interferometry. The solid line, dashed line and dotted line corresponds to multi-pion BE correlation effects on two-pion interferometry for pion state D1, D2 and D3 respectively. The mean-pion multiplicity for three cases are 17.7. The input value of R and Δ are 5 fm and 0.16 GeV .

Conclusion: In this Letter, multi-pion BE correlations effects on pion spectrum distribution and pion multiplicity distribution are studied for three different pion states. It was shown that multi-pion BE correlations shifted the pion multiplicity distribution to the larger pion multiplicity region and made pions concentrate in lower momenta region. Due to multi-pion BE correlation effects, we had a new type n pion correlation function which depended not only on correlator but also on the pion multiplicity distribution. It was suggested that in principle, one could tell the differences among pion states by pion interferometry method.

ACKNOWLEDGMENTS

Q.H.Z. thanks Drs. U. Heinz, J.G. Cramer, T.A. Trainor, Y. Pang, T. Csörgő, D. Miśkowiec, P. Scotto and Urs. Wiedemann for helpful discussions and communications. Q.H.Z. also would like to express his thanks to Dr. D. Storm for his hospitality during his visit at Nuclear Physics Laboratory. Q.H.Z was supported by the Alexander von Humboldt Foundation.

- [1] M. Gyulassy, S.K. Kauffmann and L. W. Wilson, Phys. Rev. C **20**, 2267 (1979).
- [2] W.A. Zajc, in: Hadronic Matter in Collision, edited by P. Carruthers and D. Strottman (World Scientific, Singapore, 1986), p. 43.
- [3] B. Lörstand, Int. J. Mod. Phys. A **4**, 861 (1989).
- [4] D.H. Boal, C.K. Gelke and B.K. Jennings, Rev. Mod. Phys. **62**, 553 (1990).
- [5] I.V. Andreev, M. Plümer and R.M. Weiner, Int. J. Mod. Phys. **8**, 4577 (1993).
- [6] S. Pratt, in Quark-Gluon-Plasma 2, ed. R. C. Hwa (World Scientific Publ. Co. Singapore 1995) p. 700.
- [7] U. Heinz; in: *Correlations and Clustering Phenomena in Subatomic Physics*, ed. by M.N. Harakeh, O. Scholten, and J.H. Koch, NATO ASI Series B **359** (Plenum, New York, 1997) p.137.
- [8] C.S. Lam and S.Y. Lo, Phys. Rev. Lett. **52** 1184 (1984); Phys. Rev. D **33** 1336 (1986).
- [9] W. A. Zajc, Phys. Rev. D **35**, 3396 (1987).
- [10] S. Pratt, Phys. Lett. B **301** 159 (1993); S. Pratt and V. Zelevinsky, Phys. Rev. Lett. **72**, 816 (1994).
- [11] W.Q. Chao, C.S. Gao and Q.H. Zhang, J. Phys. G **21**, 847 (1995); Q.H. Zhang, W.Q. Chao, and C.S. Gao, Phys. Rev. C **52**, 2064 (1995).
- [12] J. Zimányi and T. Csörgő, hep-ph/9705432
- [13] T. Csörgő and J. Zimányi, Phys. Rev. Lett. **80**, 916 (1998), T. Csörgő, Phys. Lett. B **409**, 11 (1997),
- [14] Q. H. Zhang, Phys. Rev. C **57**, 877 (1998); Phys. Lett. B **406**, 366 (1997); hep-ph/9804413 to be published; Q. H. Zhang et.al, J. Phys. G **24**, 175 (1998).
- [15] Q.H. Zhang, hep-ph/9804388, to be published
- [16] N. Suzuki, M. Biyajima and I. V. Andreev, Phys. Rev. C **56**, 2736 (1997).
- [17] R. L. Ray, Phys. Rev. C **57**, 2523 (1998).
- [18] A. Bialas and A. Krzywicki, Phys. Lett. B **354**, 134 (1995).
- [19] K. Fialkowski, R. Wit and J. Wosiek, hep-ph/9803399.
- [20] Urs. Wiedemann, nucl-th/9801009.
- [21] M. Anderson et al, Science **269**, 198 (1995); K.B. Davis et al., Phys. Rev. Lett. **75**, 3969 (1995); C.C. Bradley et al., Phys. Rev. Lett. **75**, 1687 (1995).
- [22] D. Miskowiec and S. Voloshin, nucl-ex/9704006
- [23] Q.H. Zhang, P. Scotto and U. Heinz, nucl-th/9805046.
- [24] D. Miśkowiec, private communication.

Figure Captions

1. Multi-pion BE correlation effects on pion multiplicity distribution. The thin solid line, dashed line and dotted line corresponds to the pion multiplicity distribution of state D1, D2 and D3 without BE correlation effects respectively. The input value for D1, D2 and D3 is $n_0 = 18, n_0 = 4.183$ and $n_0 = 37.38$ respectively which ensure the corresponding mean pion multiplicity without BE correlations $\langle n \rangle_{D1} = \langle n \rangle_{D2} = \langle n \rangle_{D3} = 18$. The wider

solid line, dashed line and dotted line corresponds to the BE correlation effects on D1,D2 and D3 respectively. The input value of R and Δ are $5.3fm$ and $0.18GeV$.

2. Multi-pion correlation effects on pion momentum distribution. The solid line, dashed line and dotted line correspond to multi-pion BE correlation effects on the pion spectrum distribution of pion state D3, D1 and D2 respectively. The mean pion multiplicity $\langle n \rangle = 19$ for the above three cases. The dashed dotted line corresponds to the input momentum distribution $\int g(x, p) d^4x$. The input value of R and Δ is $5fm$ and $0.16GeV$ respectively.
3. Multi-pion correlation effects on two-pion interferometry. The solid line,dashed line and dotted line corresponds to multi-pion BE correlation effects on two-pion interferometry for pion state D1,D2 and D3 respectively. The mean-pion multiplicity for three cases are 17.7. The input value of R and Δ are $5fm$ and $0.16GeV$.