

The Effect of Higher Order Corrections to the BFKL Equation on the Perturbative Pomeron

D. A. Ross

Physics Department,
University of Southampton,
Southampton SO17 1BJ, United Kingdom

ABSTRACT

We discuss the significance of the next-to-leading order term in the BFKL equation on the energy dependence of diffractive processes controlled by the perturbative QCD pomeron. It is shown that whereas the large negative corrections do indeed reduce the rate of growth of diffractive amplitudes with increasing energy, this reduction is considerably less than previously expected.

In a recent paper Fadin and Lipatov [1] have presented, in compact form, the results of the higher order corrections to the BFKL [2, 4] equation. The solution to this equation is the amplitude, $f(s, t, \mathbf{k}, \mathbf{k}')$, for the scattering of two gluons with transverse momenta \mathbf{k} and \mathbf{k}' respectively, centre-of-mass energy \sqrt{s} and square momentum transfer t , in the ‘diffractive region’ where $s \gg |t|$. It may be written

$$\frac{\partial}{\partial \ln s} f(s, t, \mathbf{k}, \mathbf{k}') = \int d^2\mathbf{l} \mathcal{K}(t, \mathbf{k}, \mathbf{l}) f(s, t, \mathbf{l}, \mathbf{k}'). \quad (1)$$

We are interested here in the forward scattering amplitude required for total cross-sections or deep-inelastic structure functions and so we henceforth set $t = 0$ and suppress it.

The solutions to Eq.(1) are found through the identification of a complete set of eigenfunctions, $\phi_\nu(\mathbf{k})$, of the kernel \mathcal{K} and their corresponding eigenvalues, $\omega(\nu)$

$$\int d^2\mathbf{l} \mathcal{K}(\mathbf{k}, \mathbf{l}) \phi_\nu(\mathbf{l}) = \omega(\nu) \phi_\nu(\mathbf{k}), \quad (2)$$

where, up to order α_s^2 ,

$$\omega(\nu) = \bar{\alpha} \chi^{(1)}(\nu) + \bar{\alpha}^2 \chi^{(2)}(\nu), \quad (3)$$

with $\bar{\alpha} = 3\alpha_s/\pi$. The eigenfunctions $\phi_\nu(\mathbf{k})$ are given by

$$\phi_\nu(\mathbf{k}) = \frac{1}{\sqrt{\mathbf{k}^2}} \left(\frac{\mathbf{k}^2}{\sqrt{\alpha_s(\mathbf{k}^2)}} \right)^{i\nu} \quad (4)$$

where we have taken the advice in ref. [1] and included in ϕ_ν a factor which breaks the conformal invariance in such a way that it has no effect on the leading order eigenvalue but guarantees an eigenvalue to next order which is a (real) even function of ν .

It was pointed out in ref. [1] that the next order correction is large and of opposite sign, leading to a considerable reduction in the high energy (low- x) dependence of processes mediated by this amplitude (the ‘perturbative pomeron’). Indeed if we look at $\nu = 0$ we find ¹

$$\chi(0) = 2.77\bar{\alpha} - 18.34\bar{\alpha}^2, \quad (5)$$

which changes sign for the small value of 0.16 for α . The immediate conclusion is that even at HERA, where the running coupling is sufficiently small for a perturbative expansion to be reliable, the first two terms in the calculation of χ are insufficient. This may well be the case. However, in the absence (presumably indefinitely) of further terms in the expansion of χ , one has no option but to assume that the expansion calculated so far represents a valid approximation and it is interesting to examine in more detail the consequences of the next order corrections for the s dependence of diffractive amplitudes.

In Fig. 1 we have plotted the functions $\chi^{(1)}$ (solid line) and $\chi^{(2)}$ (dotted line) against ν in the region $0 < \nu < 2$. We observe that the higher order correction is largest for $\nu = 0$ but that its magnitude diminishes rapidly as ν increases. Moreover, unlike $\chi^{(1)}$, $\chi^{(2)}$ has a

¹The second order term in χ has a mild dependence on the number of active flavours. We set this number to three.

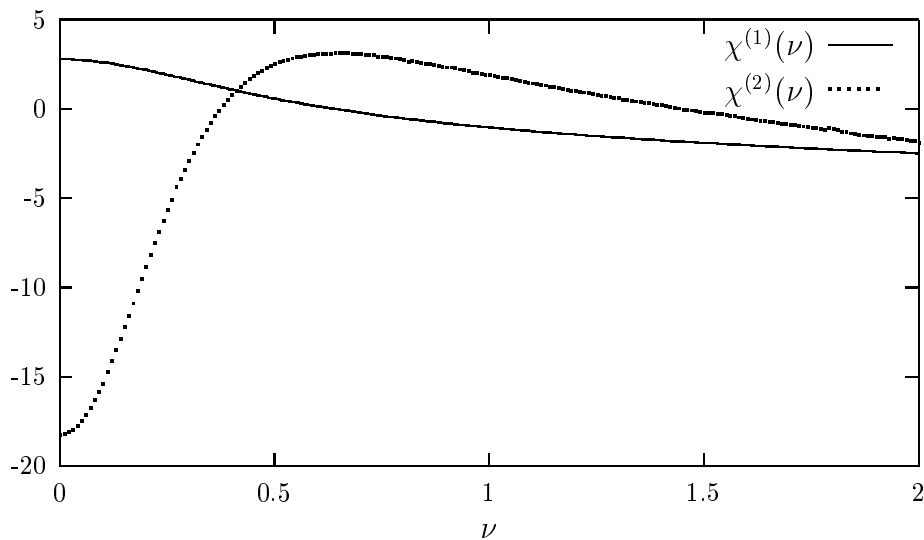


Figure 1:

turning point at $\nu \approx 0.6$. This is consistent with the asymptotic values, which are of the same sign, namely

$$\lim_{\nu \rightarrow \infty} \chi^{(1)}(\nu) = -2 \ln \nu$$

$$\lim_{\nu \rightarrow \infty} \chi^{(2)}(\nu) = -\left(\frac{22}{3} - 4\frac{n_f}{9}\right) \ln^2(\nu)$$

Fig.1 shows us that it is *not* the $\nu = 0$ component of the function $f(s, \mathbf{k}, \mathbf{k}')$ that dominates (except for exceedingly small values of α_s). Indeed we see that the second order term has a positive maximum for $\nu \approx 0.6$, so that as α_s increases the intercept of the QCD pomeron also increases. There is no maximum value as there is for the $\nu = 0$ component.

The maximum value of $\omega(\nu)$, which determines the high energy behaviour of the pomeron amplitude occurs at a value of ν which depends on the coupling constant α_s . In Fig. 2 we have plotted both this maximum value, ω_{\max} and the value ν_{\max} at which this occurs for values of α_s up to 0.5, which is the largest value for which one might reasonably expect to be able to rely on a perturbative calculation. The increasing value of ω_{\max} with α_s is unfortunate from the point of view of those who might have hoped that the maximum value of 0.1 for $\omega(0)$, which is very little greater than the intercept of the ‘soft’ pomeron [3], might have contained a clue to the reconciliation of the soft and hard pomerons from the higher order corrections. On the other hand it must be noted that since the larger values of ω_{\max} refer to larger values of ν , the components which dominate at large s will have an oscillatory behaviour in transverse momenta and will therefore be somewhat suppressed when the pomeron amplitude is convoluted with the impact factors that determine the coupling of the pomeron to the scattering hadrons [4]. The upshot of this is that one may have to go to extremely large energies before these large ω components dominate. Such a scenario was proposed in ref.[5].

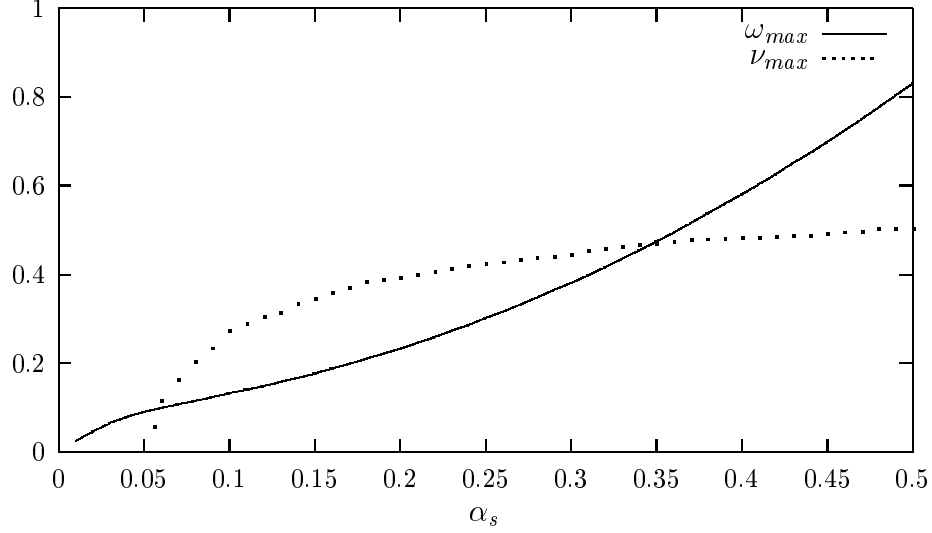


Figure 2:

More importantly, the large s behaviour of the perturbative pomeron is not suppressed by the higher order corrections as much as has initially been anticipated. The steep change of $\chi^{(2)}(\nu)$ near $\nu = 0$ shown in Fig. 1 means that for all but extremely small values of α_s , an expansion of ω up to quadratic order in ν followed by a saddle point integration is not an appropriate technique for finding the solution to Eq.(1) up to $\mathcal{O}(1/\ln^2 s)$. Instead we must expand up to fourth order in ν since it is this fourth order term that is negative. We find

$$\chi^{(1)}(\nu) = 4 \ln 2 - 14\zeta(3)\nu^2 + 62\zeta(5)\nu^4 + \dots, \quad (6)$$

where

$$\zeta(n) = \sum_{i=1}^{\infty} \frac{1}{i^n},$$

is the Riemann zeta function, and

$$\begin{aligned} \chi^{(2)}(\nu) = & -h_0 - \frac{27}{128}\pi^3 - \frac{11}{2}\zeta(3) + \frac{67}{9}\ln(2) - \frac{1}{3}\pi^2\ln(2) - \frac{22}{3}\ln^2(2) \\ & - n_f \left[\frac{11}{3456}\pi^3 + \frac{10}{27}\ln(2) - \frac{4}{9}\ln^2(2) \right] \\ & + \left(-h_2 + \frac{199}{768}\pi^5 - \frac{1}{128}\pi^3 + 186\zeta(5) - \frac{469}{18}\zeta(3) + \frac{7}{6}\pi^2 + \frac{154}{3}\zeta(3)\ln(2) \right. \\ & \left. + n_f \left[\frac{55}{20736}\pi^5 - \frac{1}{3456}\pi^3 + \frac{35}{27}\zeta(3) - \frac{28}{9}\zeta(3)\ln(2) \right] \right) \nu^2 \\ & + \left(-h_4 - \frac{933}{5120}\pi^7 + \frac{5}{768}\pi^5 + \frac{1}{128}\pi^3 - 1905\zeta(7) + \zeta(5) \left(\frac{2077}{18} - \frac{31}{6}\pi^2 - \frac{682}{3}\ln(2) \right) - \frac{539}{6}\zeta(3)^2 \right. \\ & \left. + n_f \left[-\frac{671}{414720}\pi^7 + \frac{5}{20736}\pi^5 + \frac{1}{3456}\pi^3 - \zeta(5) \left(\frac{155}{27} - \frac{124}{9}\ln(2) \right) + \frac{49}{9}\zeta(3)^2 \right] \right) \nu^4 + \dots, \quad (7) \end{aligned}$$

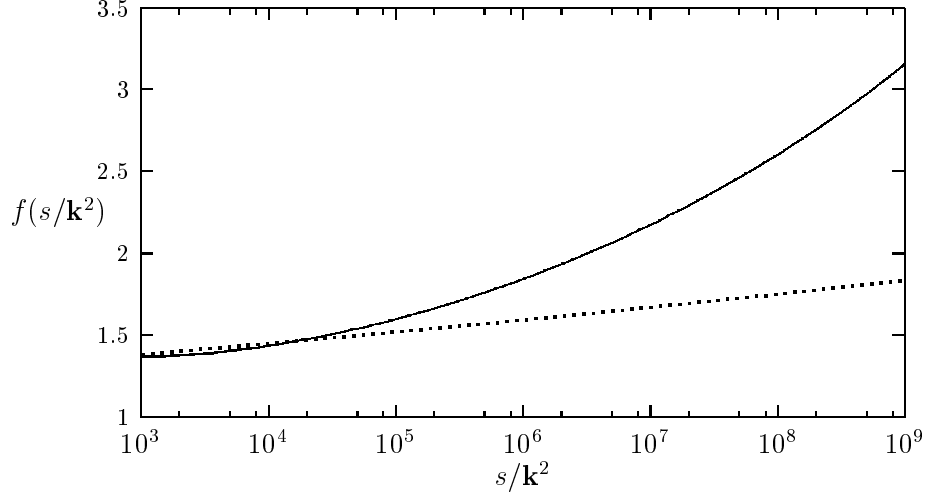


Figure 3:

where

$$h(\nu) = 2 \int_0^1 \frac{dx}{\sqrt{x}(1+x)} \cos(\nu \ln x) \text{Li}_2(1-x) = h_0 + h_2 \nu^2 + h_4 \nu^4 + \dots, \quad (8)$$

Li_2 being the dilogarithm function.

Numerical integration gives

$$h_0 = 4.115, \quad h_2 = -24.92, \quad h_4 = 87.47,$$

so that if we write

$$\omega(\nu) = \omega_0 + a\nu^2 - b\nu^4 + \dots, \quad (9)$$

then for $\alpha_s = 0.15$ and three flavours we obtain

$$\omega_0 = 0.021, \quad a = 4.19, \quad b = 47.4$$

The solution to Eq.(1) up to $\mathcal{O}(1/\ln^2 s)$ is then obtained by expanding around the saddle point at $\nu^2 = a/2b$ and gives

$$f(s, \mathbf{k}, \mathbf{k}') \sim \frac{1}{\sqrt{\mathbf{k}^2 \mathbf{k}'^2}} s^{(\omega_0 + a^2/4b)} \frac{1}{\sqrt{a \ln s}} \exp\left(\frac{3b}{4a^2 \ln s}\right) \cos\left(\sqrt{\frac{a}{2b}} \left(1 - \frac{3b}{4a^2 \ln s}\right) \ln r\right), \quad (10)$$

where

$$r = \frac{\sqrt{\alpha_s(\mathbf{k}'^2)} \mathbf{k}^2}{\sqrt{\alpha_s(\mathbf{k}^2)} \mathbf{k}'^2}.$$

We can see immediately from Eq.(10) that the power behaviour of s has an exponent of 0.12 for $\alpha_s = 0.15$ rather than 0.02 which one obtains from a consideration of $\omega(0)$. These two

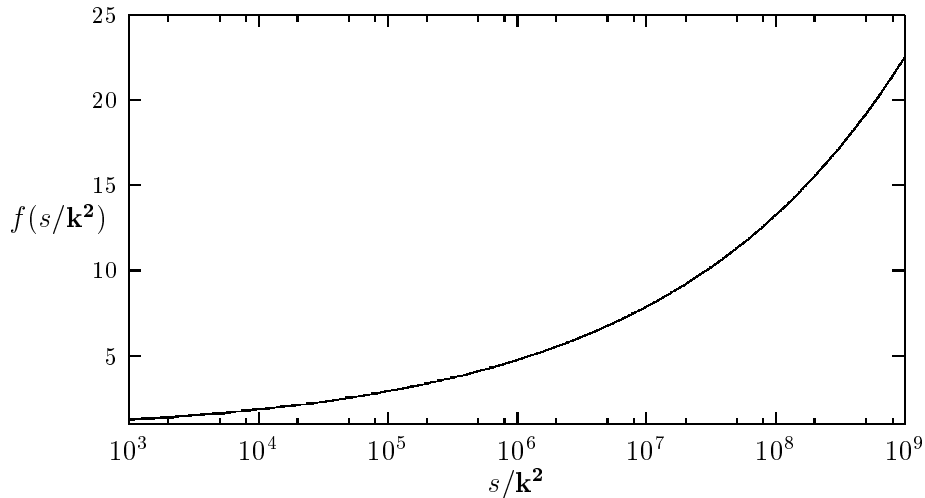


Figure 4:

behaviours are plotted for against s for the case $\mathbf{k}^2 = \mathbf{k}'^2$. s is normalized by a typical square transverse momentum \mathbf{k}^2 (in deep inelastic scattering $1/x$ plays the role of s/\mathbf{k}^2). The solid line is the plot of Eq.(10), whereas the dotted line is the ω_0 only behaviour. These have been normalized so that they are equal at $s/\mathbf{k}^2 = 10^3$. We note that at $s/\mathbf{k}^2 = 10^5$, which represents the smallest x values that one might currently expect at HERA, the difference between the two are not very significant. However the two curves are significantly different if we go up to much larger energies corresponding to rapidity gaps which one might hope to achieve in future hadron colliders such as LHC.

The exponent of 0.1 for this value of α_s is slightly below the value of ω_{max} as can be seen from Fig. 2, and the value of ν at which this maximum value occurs is a little higher than the position of the saddle point, $\nu_{saddle} = 0.21$. For larger values of the coupling one does not expect this saddle point approximation to be reliable. Here one expects to sample larger values of ν for which the quartic approximation to ω begins to break down. Rather we use Fig. 2 to read off the the corresponding ω_{max} and allow for the fact that the dominant value of ω is expected to be slightly below this value. Thus for $\alpha_s \approx 0.22$ we expect an exponent of 0.2. This is indeed what is found by a direct numerical solution of Eq.(1) with α_s taken to be 0.22, shown in Fig. 4. This corresponds to a pomeron intercept of 1.2, which is consistent with the value quoted by the H1 collaboration [6] from studies of the diffractive proton structure function ² at $Q^2 = 18 \text{ GeV}^2$ (for which $\alpha_s \approx 0.22$).

To summarize we have shown that although the order α_s^2 correction to the eigenvalues of the BFKL kernel do indeed significantly suppress the growth of the diffractive amplitude with increasing s , this suppression is much less than that which is obtain from a consideration of the $\nu = 0$ components. For $\alpha_s \approx 0.22$ we predict a pomeron intercept of 1.2, which is consistent with experimental data on diffractive deep-inelastic scattering.

²On the other hand the Zeus collaboration [7] favours a smaller value of the intercept consistent with the soft pomeron.

References

- [1] V.S. Fadin and L.N. Lipatov, “BFKL Pomeron in the Next-to-Leading Approximation”
hep-ph/9802290
- [2] V.S. Fadin, E.A. Kurayev and L.N. Lipatov, *Sov. Phys. JETP* **44** 443 (1976); *ibid.* **45** 199 (1977)
- [3] A. Donnachie and P.V. Landshoff, *Nucl. Phys.* **B244** 322 (1984); *Phys. Lett.* **B296** 227 (1992)
- [4] Y.Y. Balitski and L.N. Lipatov, *Sov. J. Nucl.Phys.* **28** 822 (1978)
- [5] J.R. Cudell, A.Donnachie and P.V. Landshoff, *Nucl. Phys.* **B482** 241 (1996)
- [6] C. Adloff et. al., *Z. Phys.* **C76** 613 (1997)
- [7] J. Breitweg et. al., *Eur. Phys. Journal* **C1** 81 (1998)