

# Radial excitations of low lying baryons and the $Z^+$ pentaquark

H. W eigel

Institute for Theoretical Physics  
Tubingen University  
Auf der Morgenstelle 14  
D-72076 Tubingen, Germany

## ABSTRACT

Within an extended Skyrme soliton model for baryons the interplay between the collective radial motion and the  $SU(3)$  flavor rotations is investigated. The coupling between these modes is mediated by flavor symmetry breaking. Collective coordinates which describe the corresponding large amplitude fluctuations are introduced and treated canonically. When diagonalizing the resulting Hamiltonian flavor symmetry breaking is fully taken into consideration. As eigenstates not only the low lying  $\frac{1}{2}^+$  and  $\frac{3}{2}^+$  baryons but also their radial excitations are obtained and compared to the empirical data. In particular the relevance of radial excitations for the pentaquark baryon  $Z^+$  ( $Y = 2$ ,  $I = 0$ ,  $J = \frac{1}{2}^+$ ) is discussed. In this approach its mass is predicted to be  $1.58 \text{ GeV}$ . Furthermore the widths for various hadronic decays are estimated which, for example, yields  $\Gamma(Z^+ \rightarrow NK) \approx 100 \text{ MeV}$  for the only permissible decay process of the  $Z^+$ .

PACS: 12.39.Dc, 14.20.Gk, 14.20.Jn.

## 1. Introduction

Recently there has been renewed interest in baryon states which cannot be described as simple bound states of three quarks [1, 2, 3]. One of the most prominent examples is the so-called  $Z^+$  which possesses the spin and isospin quantum numbers of the hyperon, however, it carries hypercharge  $Y = 2$ . When extending chiral soliton models to flavor  $SU(3)$  [4, 5] such states come about quite naturally as they are members of higher dimensional representations which do not have counterparts of equal quantum numbers in the octet or decuplet.

In the context of chiral soliton models these higher dimensional representations have gained most of their recognition from the investigation of flavor symmetry breaking. Besides such exotic states as the  $Z^+$ , the higher dimensional representations also contain states which have the spin and flavor quantum numbers of the low lying  $\frac{1}{2}^+$  and  $\frac{3}{2}^+$  baryons. One easily recognizes that flavor symmetry breaking couples states which belong to different  $SU(3)$  representations but otherwise have identical quantum numbers. Hence these states mix with the octet and decuplet baryons as the higher dimensional representations provide a basis to obtain the exact eigenstates of the full collective Hamiltonian [6]. As a consequence the nucleon is no longer a pure octet state but also contains sizable admixture of the corresponding members in the  $\overline{10}$  and 27 dimensional representations [7, 8]. Permissible representations are those which contain a non-strange baryon state with identical spin and isospin [9].

Presumably the lightest state which does not have a counterpart of equal quantum numbers in the octet or decuplet is the above mentioned  $Z^+$ . The lowest dimensional representation containing a state with the quantum numbers of the  $Z^+$  is the  $\overline{10}$ . When glancing at the Young tableau of the  $\overline{10}$ , 


, it becomes immediately clear that such states are not simple bound states containing only three quarks. Rather they have to be interpreted as a quark-antiquark pair coupled to a three quark state. Such objects are commonly called pentaquarks. In refs [1, 2] quantitative calculations for the mass of the  $Z^+$  were performed within the Skyrme model [10, 11, 12]. From fig. 2 of ref [1] one deduces that the  $Z^+$  should be about 0.7 GeV heavier than the nucleon. This is not too different from the estimate of ref [3] where a mass difference of 0.59 GeV with respect to the nucleon was predicted. However, the latter prediction is just 100 MeV above the threshold for the only accessible decay process,  $Z^+ \rightarrow N K$ . While the result obtained in ref [1] stems from a self-contained model calculation the authors of ref [3]

collected almost<sup>1</sup> all contributions up to linear order in flavor symmetry breaking to the collective Hamiltonian and the baryon wavefunctions which are consistent with the general transformation properties of these objects in flavor space. The associated constants of proportionality were determined from data for the established baryons. In particular (up to flavor symmetry breaking effects) the  $N(1710)$  was identified with the nucleon state in the  $\overline{10}$  representation in order to fix the mass difference of the states within that representation to the octet baryons. This treatment is not without ambiguities because not all baryons are rotational excitations. In such a picture one first wonders about the role of the Roper (1440) resonance which in Skyrme models often is identified as the radial (or breathing)  $h_1$  excitation of the nucleon [13, 14, 15]. Secondly it is then natural to consider the  $N(1710)$  resonance as the corresponding  $2h_1$  excitation. This scenario leads to the obvious question whether there is an interplay between radial and rotational excitations and especially to what extent this interplay affects the predictions for the  $Z^+$ . The coupling between these two types of excitations is mediated by flavor symmetry breaking. For the ordinary baryons this interplay has already been discussed some time ago [16, 17]. It is the purpose of the present study to extend this approach to the  $Z^+$  for which the radial motion has not been considered previously.

In section 2 the simultaneous treatment of collective coordinates for radial and rotational motion of the soliton will be discussed for a special chiral model. Also the resulting baryon spectrum will be compared to the empirical data. In section 3 the widths for various hadronic decay modes of excited baryons will be estimated. Section 4 serves to summarize the present study.

## 2. Breathing mode approach in flavor SU(3)

In this section we will describe the treatment of large amplitude fluctuations for radial and rotational degrees of freedom in a three flavor soliton model. For the present investigation we will employ the Skyrme model extended by a scalar field as motivated by the trace anomaly of QCD. Although the breathing mode approach to this model reasonably describes the baryon spectrum as well as various static baryon properties [17] it seems somewhat unjustified. A more natural choice would rather employ vector meson [18] or chiral quark [20] models. The reason being that these mesonic degrees of freedom need to be included in order to obtain non-vanishing neutron-proton mass differences as

---

<sup>1</sup>For example, the admixture of the states of the  $27$ plet to the octet as well as the coupling between the  $Z^+$  type states in the  $\overline{10}$  and  $\overline{35}$  representations were omitted.

well as a finite axial singlet current matrix element of the nucleon [21]. In these models meson fields, which vanish classically, are induced by the collective rotation  $A(t)$  in eq (2.8). As it is yet unknown how to treat the breathing mode in the presence of these induced fields the model may be considered as an effective parameterization of massive meson fields. A particular difficulty with these induced fields is that the corresponding stationary conditions must separately be solved for every value of the scaling coordinate  $x$  in order to maintain the correct normalization of the Noether currents. In vector meson models this problem occurs already on the classical level for the time component of the  $\rho$  field because its stationary condition actually is a constraint which guarantees the positivity of the classical energy functional. The incorporation of the breathing coordinate in an  $SU(2)$  vector meson model was attempted in ref [19], however, the above mentioned subtleties were ignored. In non-topological chiral quark soliton models their non-confining character may cause additional problems when treating the breathing mode dynamically because a transition to the trivial meson configuration may occur [15].

To be specific we will follow the treatment of ref [17] where the soliton model not only contains the pseudoscalar mesons  $\pi^a$  but also an effective scalar meson field  $H = \langle \bar{\psi}\psi \rangle \exp(4\sigma/f_\pi)$  which is introduced to mock up the QCD anomaly [22] for the dilatation current

$$\partial_\mu D^\mu = H + \sum_i m_i \bar{\psi}_i \psi_i \quad \text{where} \quad H = \frac{(g)}{g} G^a G^a : \quad (2.1)$$

The vacuum expectation value  $\langle H \rangle \approx (0.30 - 0.35 \text{ GeV})^4$  can be extracted from sum rule estimates for the gluon condensate [23]. Eventually the fluctuating field may be identified as a scalar glueball. The effective mesonic action reads

$$S = \int d^4x (L_0 + L_{SB}) + \int_W Z : \quad (2.2)$$

The flavor symmetric part involves both the chiral field<sup>1</sup>  $U = \exp(i \pi^a T^a/f_a)$  as well as the scalar gluonic fluctuation

$$L_0 = \frac{f^2}{4} e^2 \text{tr}(\dot{U} \dot{U}^\dagger) + \frac{1}{32e^2} \text{tr}[\dot{U} \dot{U}^\dagger]^2 + \frac{1}{2} \langle \bar{\psi}\psi \rangle^2 e^2 \partial_\mu \sigma \partial^\mu \sigma + e^4 \frac{1}{4} [\langle H \rangle - 6(2\sigma^0 + \sigma^0)] \langle H \rangle \quad (2.3)$$

with  $\dot{U} = \partial_\mu U U^\dagger$ . Assuming the canonical dimensions  $d(U) = 0$  and  $d(H) = 4$  it is straightforward to verify that (2.3) yields the anomaly equation (2.1) for  $m_i = 0$ . The

---

<sup>1</sup>Here the normalization coefficients  $f_a$  refer to the pseudoscalar decay constants.

terms which lift the degeneracy between mesons of different strangeness are comprised in

$$L_{SB} = \text{tr} \left[ \hat{T}^n + \hat{S}^n e^2 \partial_\mu U \partial^\mu U^\dagger U + \hat{T}^n + \hat{S}^n e^3 U + \text{h.c.} \right]; \quad (2.4)$$

where the flavor projectors  $\hat{T} = \text{diag}(1;1;0)$  and  $\hat{S} = \text{diag}(0;0;1)$  have been introduced. Using a sigma model interpretation of the chiral field the coupling of the scalar field in  $L_{SB}$  is such as to reproduce the explicit breaking in the anomaly equation (2.1) [24]. The various parameters in eqs (2.3) and (2.4) are determined from the masses and decay constants of the pseudoscalar mesons:

$$m_\pi^2 = 26.4 \text{ MeV}^2; \quad m_K^2 = 985 \text{ MeV}^2; \quad m_\eta^2 = 4.15 \cdot 10^5 \text{ GeV}^2; \quad m_{\eta'}^2 = 1.55 \cdot 10^3 \text{ GeV}^4; \quad (2.5)$$

Then the only free parameters of the model are the Skyrme constant  $e$  and the glueball mass,

$$m_\pi^2 = \frac{4\hbar^2 e + 6(m_\pi^2 + m_\eta^2)}{2} : \quad (2.6)$$

As in ref [17] we will use  $m_\pi = 1.25 \text{ GeV}$ . Finally the scale invariant Wess-Zumino term [25] is most conveniently presented by introducing the one-form  $\omega = dx$ ,

$$\omega_Z = \frac{iN_c}{240} \text{tr}(\omega^5) : \quad (2.7)$$

The above described model possesses a static soliton solution  $U_0(r) = \exp[i \hat{F}(r)]$ ,  $\phi(r) = \phi_0(r)$  which is characterized by the two radial functions  $F(r)$  and  $\phi_0(r)$  [22, 26]. Except of unit baryon number this configuration does not carry baryonic quantum numbers such as spin or isospin. Baryon states are commonly generated by canonical quantization of the collective coordinates which are introduced to describe large amplitude fluctuations. Apparently these are the rotations in coordinate and flavor spaces which are (up to flavor symmetry breaking) zero modes of the soliton. Due to the hedgehog structure of the soliton these rotations are equivalent. In addition the energy surface associated with scale or breathing transformations of the Skyrme ion is known to be flat, at least in a large vicinity of the stationary point [13, 14]. For this reason it is suggestive to also introduce a collective coordinate for the soliton extension. Then the unknown time-dependent solution to the Euler equations is approximated by

$$U(r;t) = A(t)U_0(\phi(t)r)A^\dagger(t) \quad \text{and} \quad \phi(r;t) = \phi_0(\phi(t)r) : \quad (2.8)$$



the second step the symmetry breaking part will be taken into account. This is done by employing the states  $j; n$  as a basis to diagonalize the complete Hamiltonian matrix

$$H_{j; n; 0; n_0} = E_{j; n; 0; n_0} \quad \text{in } \mathcal{D}_{88} j^0 \text{im } j(x) j^0_i : \quad (2.12)$$

The flavor part of these matrix elements is computed using SU(3) Clebsch-Gordon coefficients<sup>2</sup> while the radial part is calculated numerically using the appropriate eigenstates of (2.11). Of course, this can be done for each isospin multiplet separately, i.e. flavor quantum numbers are not mixed. The physical baryon states  $\mathcal{B}; m$  are finally expressed as linear combinations of the eigenstates of the symmetric part

$$\mathcal{B}; m = \sum_{j; n} C^{(\mathcal{B}; m)}_{j; n} j; n : \quad (2.13)$$

The corresponding eigenenergies are denoted by  $E_{\mathcal{B}; m}$ . The nucleon  $\mathcal{N}; 1i$  is then identified as the lowest energy solution with the associated quantum numbers, while the Roper is defined as the next state ( $\mathcal{N}; 2i$ ) in the same spin-isospin channel. Turning to the hyperon provides not only the energy  $E_{\mathcal{Y}; 1i}$  and wavefunction  $j; 1i$  of this hyperon but also the analogous quantities for the radially excited 's:  $E_{\mathcal{Y}; m}$  and  $j; m$  with  $m \geq 2$ . These calculations are repeated for the other spin-isospin channels yielding the spectrum not only of the ground state  $\frac{1}{2}^+$  and  $\frac{3}{2}^+$  baryons but also their radial excitations. Of course, flavor symmetry breaking couples all possible SU(3) representations. When diagonalizing (2.12) we consider the basis built by the representations  $8, 10, 27, 35, 64, \overline{81}, 125, 154$  for the  $\frac{1}{2}^+$  baryons and  $10, 27, 35, 35, 64, \overline{28}, 81, \overline{81}, 125, \overline{80}, 154, 254$  for the  $\frac{3}{2}^+$  baryons. For the breathing degree of freedom we include basis states which are up to 4 GeV above the ground states of the flavor symmetric piece (2.11), i.e.  $\mathcal{B}; 1i$  and  $\mathcal{N}; 0; 1i$  for the  $\frac{1}{2}^+$  and  $\frac{3}{2}^+$  baryons, respectively. This seems to be sufficient to get acceptable convergence when diagonalizing (2.12). It should be noted that not all of the above SU(3) representations appear in each isospin channel. For example, there is no  $\overline{10}$ -type state in the  $\overline{10}$ .

In table 2.1 the predictions for the mass differences<sup>3</sup> with respect to the nucleon of the eigenstates are shown for two values of the Skyrme parameter  $e$ . The agreement with the experimental data is quite astonishing, not only for the ground state but also for the radial excitations. Only the prediction for the Roper resonance ( $\mathcal{N}; 2i$ ) is on the low side.

<sup>2</sup>The Clebsch-Gordon coefficients not provided in ref [28] are numerically computed as described in footnote 14 of ref [16] based on the Euler angle decomposition of ref [6].

<sup>3</sup>In soliton models comm only only mass differences are considered to avoid the inclusion of meson loop corrections which reduce the absolute values substantially [30].

Table 2.1: The mass differences with respect to the nucleon (939 MeV) of the eigenstates of the Hamiltonian (2.12). Experimental data are taken from [29], if available. It should be remarked that even single-star resonances have been included. The notation for the states appearing in this table is defined in eq (2.13). All numbers are in MeV.

B	m = 0			m = 1			m = 2		
	e= 5.0	e= 5.5	expt.	e= 5.0	e= 5.5	expt.	e= 5.0	e= 5.5	expt.
N	Input			413	445	501	836	869	771
	175	173	177	657	688	661	1081	1129	871
	284	284	254	694	722	721	1068	1096	838
	382	380	379	941	971		1515	1324	
	258	276	293	640	680	661	974	1010	981
	445	460	446	841	878	901	1112	1148	1141
	604	617	591	1036	1068		1232	1269	
	730	745	733	1343	1386		1663	1719	

This is common to the breathing mode approach [13, 14]. As far as data are available the other first excited states are quite well reproduced. On the other hand for the  $\frac{1}{2}^+$  baryons the energy eigenvalues for the second excitations overestimate the corresponding empirical data somewhat. However, the pattern  $M(\frac{1}{2}^+; 2i) < M(\frac{1}{2}^+; 2i) < M(\frac{1}{2}^+; 2i)$  is reproduced. The predicted  $\frac{1}{2}^+$  and  $\frac{3}{2}^+$  type states with  $m = 2$  are about 200 MeV too high. For the  $\frac{3}{2}^+$  baryons with  $m = 2$  the agreement with data is much better, on the 3% level. On the whole, the present model gives fair agreement with the available data. This certainly supports the picture of coupled radial and rotational modes.

In figure 2.1 the dominant pieces of the radial wavefunctions

$$f^{(B, m)}(x) = \sum_n C_n^{(B, m)} f_n^{(0)}(x) \quad (2.14)$$

are shown for the  $\frac{1}{2}^+$  ground states. Here  $f_n^{(0)}(x)$  denote the radial eigenfunctions of the flavor symmetric formulation (2.11) multiplied by  $(\chi^3(x) \chi^4(x) = m(x))^{(l=4)}$  [16]. It should be noted that these radial wavefunctions are normalized with respect to a metric  $m(x)$  which is singular at  $x = 0$ , cf. eq (2.10). Hence all wavefunctions vanish at that particular point. We observe that these ground states are dominated by the radial ground state in the octet representation. Nevertheless the contributions from the higher dimensional representations are not negligible either. This can also be seen from the strange content fractions of these baryons. This quantity can be associated with the matrix elements  $X_S = \langle h(1) | D_{88} | h(1) \rangle = 3i$  [31]. The sizable deviations from the pure octet results are shown in table 2.2. It is also interesting to note that the strange content fraction for the Roper and the N (1710) respectively decrease from 23% to 14% and from

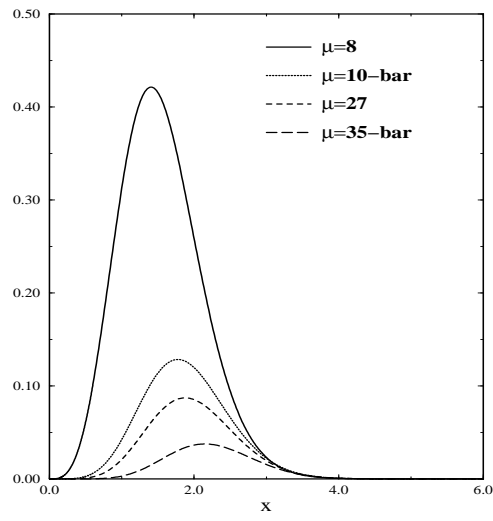
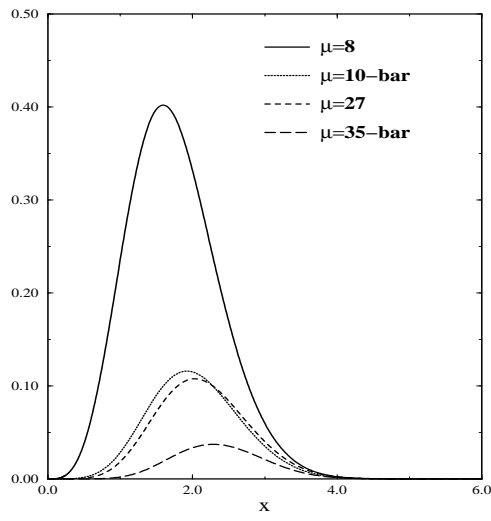
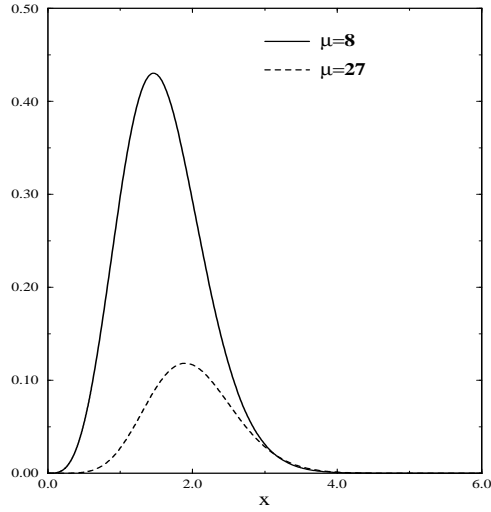
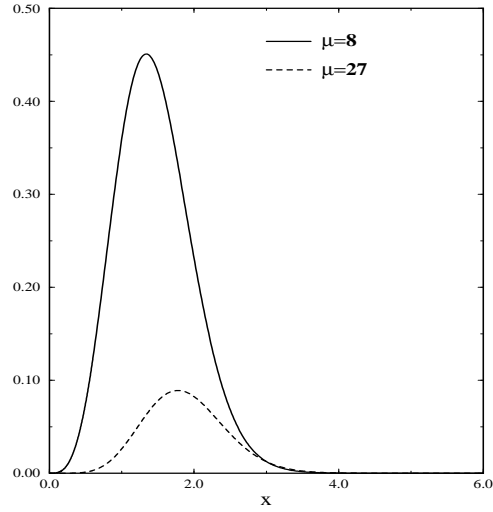
 $\Lambda$  wave – functions $\Xi$  wave – functions

Figure 2.1: The contributions of the lowest SU (3) representations to the radial parts of the ground state baryons with  $J = 1/2$ . Here  $e = 5.0$  is used.

25% to 19% ( $e = 5.0$ ) due to flavor symmetry breaking.

In figure 2.2 the dependence on the scaling variable for the first two excited nucleon states is shown. As expected the Roper is dominantly a radial excitation of the octet. However, there are also sizable contributions of the radial ground states in the higher dimensional representations. For the state which we want to associate with the  $N(1710)$  we indeed find that the  $\overline{10}$  contributes them a fair share. On the other hand the admixture of the  $2h_1$  excitation of the octet is not negligible either. Hence the identification of the  $N(1710)$  with  $|N; \overline{10}\rangle$  appears as an oversimplification.

It should be noted that the model predicts yet another eigenstate of (2.12) just about 50 MeV above the state we just identified as  $N(1710)$ . This is essentially the linear combination of the  $|N; \overline{10}\rangle$  and the  $2h_1$  radial excitation of the octet which is

Table 2.2: The strange content fractions  $X_s$  for the  $J = 1=2$  ground state compared to the flavor symmetric case (pure octet). Up to the provided precision the results coincide for  $e = 5:0$  and  $e = 5:5$ . The differences to the pure octet case indicate the significance of the higher dimensional representations.

	N			
$e = 5:0$	0:16	0:25	0:30	0:37
Octet	0:23	0:30	0:37	0:40

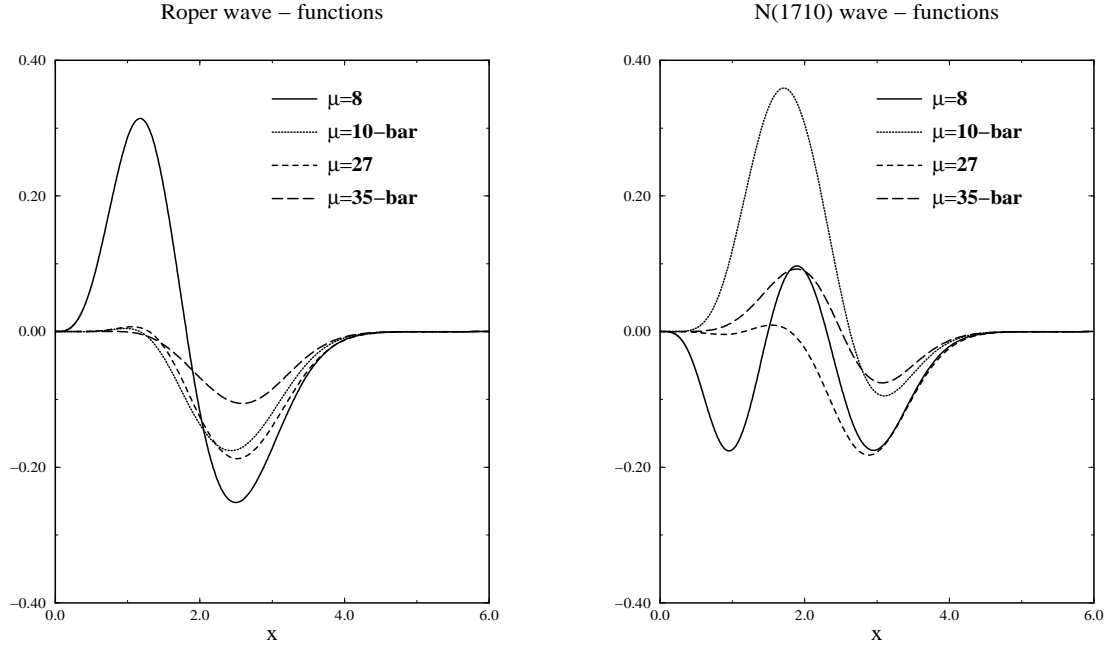


Figure 2.2: The contributions of the lowest  $SU(3)$  representations to the excited states with nucleon quantum numbers. Here  $e = 5:0$  is considered.

orthogonal to the wavefunction shown in the right panel of figure 2.2. Although the Particle Data Group (PDG) [29] gives 2.1 GeV for the average value of the mass of the third resonance in the  $P_{11}$  channel there is also an analysis [32] of the data which yields a significant lower resonance position,  $1.885 \pm 0.030$  GeV. In particular one should note that the four-pole fit of ref [33] predicts two states around 1.75 GeV in the  $P_{11}$  channel which are less than 10 MeV apart. We find a similar scenario on the  $\Delta$  channel, although about 200 MeV too high. In table 2.1 the  $j; m = 2; i$  state has been considered to be the  $(1770) P_{11}$ . In addition we observe a  $\Delta$ -type state 1.135 GeV above the nucleon for  $e = 5:0$  and 1.181 GeV for  $e = 5:5$ . Eventually this could be identified with the  $(1880) P_{11}$  [29]<sup>4</sup>. One should bear in mind that the analyses leading to this two-star resonance are somewhat dated and are spread between<sup>5</sup>  $1.826 \pm 0.020$  [34] and

<sup>4</sup>In ref [3] this state was speculated to be the pure  $j; T=1$ .

<sup>5</sup>C.f. the references compiled by the PDG: p. 652 in [29].

1.985 0.050 GeV [35]. Nevertheless one is inclined to consider the predicted two almost degenerate states in that energy regime as a nice feature of the present model. In the  $\Sigma$  and  $\Lambda$  channels no such doubling is observed as the  $\mathbf{10}$  does not contain states with the quantum numbers of these baryons. However, this representation contains a  $Y = -1$ ,  $I = \frac{3}{2}$  state which is not considered here.

States with the quantum numbers of the  $Z^+$  exist besides in the  $\mathbf{10}$  also in the  $\mathbf{35}$ ,  $\overline{\mathbf{81}}$  and  $\mathbf{154}$  representations. Actually these are always the complex conjugates of representations which also contain  $\Sigma$  type states. This is a direct consequence of the complex conjugation being equivalent to a reflection at the  $Y = 0$  axis. Upon this reflection the  $\Sigma$  type state is transformed into a nucleon type state which then satisfies the conditions  $J = I$  and  $S = 0$  while the  $\Lambda$  becomes the  $Z^+$ .

The resulting radial structure of the  $Z^+$  wavefunction is displayed in the left panel of figure 2.3. We recognize that the higher dimensional contributions are not negligible.

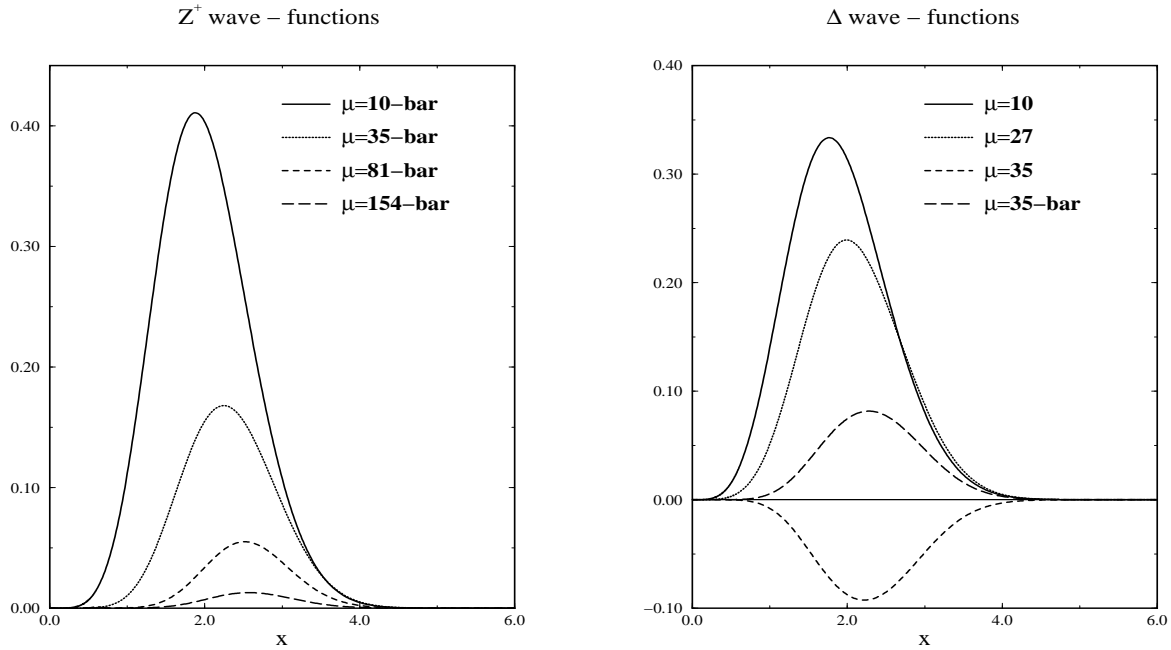


Figure 2.3: The contributions of the lowest SU (3) representations to the pentaquark baryon  $Z^+$ . Also the wavefunctions for the  $\Sigma$  resonance are shown. Here  $e = 5.0$  is considered.

In particular the amplitude of the  $\mathbf{35}$  is almost half as large as the leading order piece residing in the  $\mathbf{10}$ . It should be noted that up to only first order in flavor symmetry breaking the  $Z^+$  states in  $\mathbf{10}$  and  $\mathbf{35}$  have nonvanishing overlap. In the estimate of ref [3] this overlap was not taken into account. As the second order perturbation to the energy of a ground state is always negative one would speculate that the mass of the  $Z^+$  would even be reduced when this effect was included. However, here the mass of the  $Z^+$  is

predicted to be 1.57 GeV and 1.59 GeV for  $e = 5.0$  and  $e = 5.5$ , respectively. This is 40 to 60 MeV larger than the result of ref [3]. As compared to the octet, the centrifugal barrier for states in the  $10$  representation is stronger. Hence the corresponding eigenfunctions of (2.11) are localized at larger values of the scaling variable  $x$ . This effect can be observed by comparing the radial wavefunctions in figures 2.1 and 2.3. In turn it leads to more sizable contributions associated with flavor symmetry breaking (2.12) than in the model without breathing mode. In order to further illuminate the statement that the  $Z^+$  wavefunction is pushed to larger values of  $x$  also the wavefunction of the  $\Lambda$  is shown in figure 2.3. We note that although in leading order the  $Z^+$  and  $\Lambda$  have the same Casimir eigenvalue  $C_2(10) = C_2(10) = 6$  the centrifugal barrier is smaller for the  $\Lambda$  because  $\langle x \rangle > \langle x \rangle$  in the Hamiltonian (2.11). It should be remarked that singular behavior of the metric  $m(x)$ , which enters the evaluation of all matrix elements, intensifies this effect. The increase of the mass due to the  $Z^+$  being localized at larger  $x$  is a leading order effect in flavor symmetry breaking which affects the strange content fraction  $X_s$ . In the flavor symmetric case we find  $X_s = 25\%$  for the  $Z^+$ . When the flavor symmetry breaking effects are included it is reduced to about 18%. This implies that the  $Z^+$  possesses a significant cloud of non-strange mesons. It is finally worthwhile to note that the first excited state in the  $Z^+$  channel is at 2.02 (2.07) GeV for  $e = 5.0$  (5.5).

### 3. Estimate of Widths

The soliton model described in the preceding section has been shown to reasonably describe not only the spectrum of the low lying  $\frac{1}{2}^+$  and  $\frac{3}{2}^+$  baryons but also various baryon static properties. In particular the inclusion of the radial collective coordinate properly reproduces the experimentally observed deviation from  $U$  spin symmetry of the predictions for the baryon magnetic moments [16, 17]. This deviation remains unobserved as long as flavor symmetry breaking effects on the extension of the soliton are not included [36, 5]. Hence one is inclined to assume that also the widths for various decays of the predicted states (resonances) are reasonably described. Here we are interested in the decay  $Z^+ \rightarrow K^{(*)0} N$  which should be mediated by a pseudoscalar Yukawa coupling. In soliton models such a coupling is not directly obtainable as to leading order in  $1/N_c$  terms linear in the meson fluctuations vanish by definition. One possibility to avoid this problem is to adopt the Goldberger-Treiman relation, which relates the relevant coupling constant to the axial charge. Along that line the matrix element of  $D_{33}$  was used in ref [11] to predict the amplitude for the decay  $\Lambda \rightarrow N$  and relate it to the  $N$  coupling

constant. In the present model the situation is even less transparent as we also demand the dependence of the transition operator on the scaling variable  $x$ . Assuming, for the time being, that we have obtained the relevant operator in the space of the collective coordinates the corresponding matrix element will yield the coupling constant  $G_{B^0 \rightarrow B \pi}$  associated with the decay of the resonance  $B^0$  to another baryon state  $B$  and a meson  $\pi$ . This coupling constant then enters the width via

$$\langle B^0 | \mathcal{O} | B \pi \rangle = \frac{3G_{B^0 \rightarrow B \pi}^2}{8 M_{B^0} M_B} |\vec{p}_\pi|^3 : \quad (3.1)$$

Here  $|\vec{p}_\pi|$  is the momentum of the outgoing meson in the rest frame of the resonance  $B^0$ . The cubic dependence on  $|\vec{p}_\pi|$  arises as the amplitude (which enters the width quadratically) of the pseudoscalar Yukawa coupling is linear in  $|\vec{p}_\pi|$ . In addition the phase space provides one power in that momentum. For states which are located just slightly above threshold this cubic dependence on the momentum rather than the value of the coupling constant will be the most crucial ingredient to calculate the width of  $B^0$ . Hence it is sufficient to get a rough estimate for the coupling constants in order to allow for a comparison of various decay processes. It is therefore suggestive to adopt the following strategy: For the flavor part of the relevant operator we adopt  $D_{\pi 3}$  which in leading order  $1/N_c$  is the only possible operator compatible with flavor covariance. For the scaling piece we will consider different powers,  $\mathcal{O} = x^{2n+3}$ . Different values for the power  $n$  can be motivated by the long range behavior of the pseudoscalar fields which built up the soliton. Taking straightforwardly the matrix element of the pion field would result in  $n = 3$  from the spatial integration. Considering that due to the pseudoscalar character of that field the Fourier transformation involves the spherical Bessel function  $j_1(qr)$  would add a factor  $r$  to the integrand [37], whence  $n = 4$ . On the other hand one could argue that in the chiral limit ( $m_\pi = 0$ ) the coupling constant is directly related to the amplitude of the soliton at large  $r$  [38]. As the massless pion field decays like  $1/r^2$  one would be inclined to adopt  $n = 2$ . In this way we will obtain at least the generic behavior of the coupling constant while the major ingredient for the decay width, the momentum  $|\vec{p}_\pi|$ , is computed from the spectrum calculated in the preceding section. The widths of various decays will finally be compared by adjusting the absolute magnitude to the process  $\Sigma^+ \rightarrow N \pi$ , i.e.  $\langle \Sigma^+ | \mathcal{O} | N \pi \rangle \approx 120 \text{ MeV}$ . This corresponds to a multiplicative normalization of the decay constants which is also suggested by large  $N_c$  considerations [39].

Table 3.1: Decay widths (in MeV) and ratio of  $N$  and  $\pi$  coupling constants using the matrix elements (3.2). The decay width ( $\Gamma$ ) is fixed.  $R$  denotes the Roper (1440) resonance. Experimental data are extracted from ref [29].

	$n=5.0$			$n=5.5$			expt.
$n$	4	3	2	4	3	2	
$\Lambda \rightarrow \pi N$	1	1	1	2	2	2	4-1
$\Sigma \rightarrow \pi N$	33	38	42	37	38	43	32-4
$\Sigma^* \rightarrow \pi N$	5	7	10	7	9	11	10-2
$R \rightarrow \pi N$	429	281	156	424	260	145	200 to 320
$R \rightarrow \pi \Lambda$	4	2	2	9	6	3	50 to 80
$Z^+ \rightarrow \pi N K$	118	121	124	130	124	126	?
$g_{NN\pi}=g_{N\pi\pi}$	0.77	0.79	0.83	0.77	0.79	0.83	0.68

To be precise, we will compute matrix elements of the form

$$G_{B \rightarrow \pi B} = C \langle B | m^0 x^{2n=3} D_{a3} | B \rangle; \quad (3.2)$$

with  $C$  fitted to ( $\Lambda \rightarrow \pi N$ ). Here we take  $a = 3$  and  $a = 4$  if for strangeness conserving ( $=$ ) and strangeness changing ( $= K$ ) decays, respectively. The latter case is only relevant for the decay of the  $Z^+$ . The baryon wavefunctions are those of eq (2.13) which stem from diagonalizing the full collective Hamiltonian. The resulting widths as well as the ratio of the coupling constants between the  $\pi$  and the nucleon to the pion are shown in table 3.1. Let us recall that as ( $\Lambda \rightarrow \pi N$ ) is kept fixed one should consider  $g_{NN\pi}$  as an input quantity.

Apparently we find that, at least for the widths of ground state baryons, the dependence on the power  $n$  is only moderate. The reason is that for these baryons the major contribution to the scaling part of the matrix element stems from the vicinity of  $x = 1$ . In addition the shape of the wavefunctions of these baryons is quite similar in that region, cf. figure 2.1. Hence the effect of different  $n$  is compensated by normalizing to ( $\Lambda \rightarrow \pi N$ ). Regarding the crudeness of our estimate the predicted widths for the processes  $\Lambda \rightarrow \pi N$ ,  $\Sigma \rightarrow \pi N$  and  $\Sigma^* \rightarrow \pi N$  as well as the ratio  $g_{NN\pi}=g_{N\pi\pi}$  are in fair agreement with the empirical data. The case of the Roper (1440) resonance is different. Here we recognize a strong dependence on the power  $n$ . This is a consequence of the associated breathing mode wavefunction having a node around  $x = 1.5-2.0$ , cf. figure 2.2. For the decay  $R \rightarrow \pi N$  the value  $n = 3$  appears to be reasonable. However, one should be careful with such a conclusion as the too low prediction for the mass of the Roper might falsify the result for the width. This is even more pronounced for the process  $R \rightarrow \pi \Lambda$ . Table 3.1 indicates that at least one order of magnitude is missing

for the width. For the masses given in table 2.1 the momentum of the outgoing pion is 66 (91) MeV for  $e = 5.0 (5.5)$ . Substituting the physical momentum,  $p_j = 147$  MeV could account for an order of magnitude for the decay width (3.2). Again we recognize that the decay widths are significantly more sensible to the mass parameters than to the decay constants, in particular for processes with kinematics just above threshold. For the decay of the  $Z^+$ , the process we are mostly interested in, we recognize neither a strong dependence on the power  $n$  nor on the model parameter  $e$ . From the results shown in table 3.1 it seems fair to conclude that the width of the process  $Z^+ \rightarrow N K$  follows closely the width of  $\pi^+ \rightarrow N \pi$ .

Rather than just identifying the matrix element of the pseudoscalar field with the coupling constant  $G_{B^0 \pi^+ B}$  one could imagine to compute this coupling constant via the axial current and adopt the Goldberger-Treiman relation. In three flavor space this is different from the above approach because an additional operator, whose contribution to  $G_{B^0 \pi^+ B}$  is suppressed by  $1/N_c$ , enters the calculation. In this approach one calculates the matrix elements

$$G_{B^0 \pi^+ B} = \langle B^0 | \bar{u} \gamma_5 u | B \rangle = g_1 x^{4=3} + g_2 D_{a3} + g_3 \frac{x^{2=3}}{(x)} x^7 d_3 D_a R ; \quad \text{B m i :} \quad (3.3)$$

The constants  $g_1, g_2$  and  $g_3$  are functionals of the static soliton and can be extracted from refs [16, 17]. The additional operator involves the right SU(3) generators  $R_a$ . As it is multiplied by the inverse moment of inertia for rotations into strange direction the contribution of this operator to the coupling constant will be suppressed by  $1/N_c$ . Hence the adjustment of the coupling constants to the decay  $\pi^+ \rightarrow N \pi$  in the spirit of the large  $N_c$  expansion [39] requires to only normalize  $g_1$  and  $g_2$  rather than the whole matrix element (3.3). The numerical results for that calculation are shown in table 3.2. The operator (3.3) does not seem to be very well suited in particular because the width for the Roper decaying into a nucleon and a pion is significantly underestimated. We note that the dependence on the momentum of the outgoing meson cannot be made responsible for the shortcoming in this process as the resonance is far away from threshold. For  $e = 5.5$  we have  $p_j = 354$  MeV which is not too different from the physical value of 396 MeV. Hence using the physical masses would at best give a 40% increase of the width. Also the widths for the decays  $\pi^+ \rightarrow N \pi$  and  $\pi^0 \rightarrow N \pi$  turn out to be somewhat too large. On the other hand the width for  $Z^+$  is slightly reduced as compared to the use of eq (3.2). This is mainly due to the fact that the two SU(3) operators in (3.3) interfere destructively for the state  $\pi^+ ; T=1$ ; contrarily they interfere constructively for the or-

Table 3.2: Decay widths (in MeV) and ratio of  $N$  and  $R$  coupling constants using the matrix elements (3.3). The decay width ( $\Gamma(N) \approx 120$  MeV) is fixed.  $R$  denotes the  $R$  operator (1440) resonance. Experimental data are extracted from ref [29].

	$e=5.0$	$e=5.5$	expt.
$\Lambda \rightarrow N \pi$	2	3	4-1
$\Lambda \rightarrow N \eta$	64	63	32-4
$\Lambda \rightarrow N \eta'$	22	23	10-2
$R \rightarrow N \pi$	71	71	200 to 320
$R \rightarrow N \eta$	2	3	50 to 80
$Z^+ \rightarrow N K$	82	83	?
$g_{NN\pi} = g_{NR\pi}$	0.70	0.69	0.68

dinary baryons. To be precise,  $\langle h; 10 \mathcal{D}_{33} N; 8 | = (1/2) \langle h; 10 j^P_{7/2, 4} d_3 D_3 R N; 8 |$  while  $\langle h Z^+; 10 \mathcal{D}_{K3} N; 8 | = (1/2) \langle h Z^+; 10 j^P_{7/2, 4} d_3 D_K R N; 8 |$ .

To summarize this section it seems reasonable to state that the breathing mode approach to the  $Z^+$  predicts a width of that state of the order of 100 MeV. This is considerably larger than the prediction of 15 MeV found in ref [3]. As discussed intensively, a major reason for this difference is not the difference in the coupling constant for the process  $Z^+ \rightarrow N K$  but rather the larger mass found for the  $Z^+$  in the present approach. As compared to ref [3] the result for the mass of the  $Z^+$  has increased only moderately by 50 MeV. Nevertheless it has noticeable consequences for the width of the only possible decay mode of this pentaquark state,  $Z^+ \rightarrow N K$ . The momentum of the outgoing kaon grows from  $p_K = 254$  MeV to 320 MeV increasing the width by a factor of two as for processes which are just above threshold the momentum of the outgoing meson is a quickly rising function of the resonance position. In order to further compare the width of the  $Z^+$  with the result of ref [3] it should be noted that such a comparison should concern the 80 MeV displayed in table 3.2 because those authors also included the  $j^P_{7/2, 4} d_3 D_a R$  operator. As discussed this operator lowers the prediction for the width of the  $Z^+$  due to the destructive interference with the leading operator  $D_{a3}$ . The moment of inertia for rotations into strange directions ( $\chi$ ) appears in the denominator of the additional operator. Hence the contribution of this operator will be most sensible to the small  $\chi$  shape of the wavefunction. As already discussed, the wavefunction for the  $Z^+$  pentaquark is more pronounced at larger values of  $\chi$  due to the angular barrier being stronger for states in the higher dimensional SU(3) representations. As indicated in figure 2.3 this is also the case when we compare with the wavefunction whose matrix elements set the scale for our estimate of the width. As a result the contribution

of the additional SU (3) operator is reduced even further. However, this is only a 20{30% effect and still does not explain the full discrepancy with ref [3]. At this point one should note that in ref [3] the numerical results for the widths of the  $\frac{3}{2}^+$  baryons seem to be erroneous<sup>1</sup>. As those overestimated widths have subsequently been employed to set the overall scale this is likely to be the reason for the remaining discrepancy.

#### 4. Conclusions

In the present study we have investigated the coupling between radial and ( flavor) rotational motion of a chiral soliton in flavor SU (3). Upon canonical quantization of the corresponding collective coordinates this approach not only describes the spectrum of the low lying  $\frac{1}{2}^+$  and  $\frac{3}{2}^+$  baryons but also that of the excited states in the respective channels. Besides mixing of various SU (3) representations the model in particular may account for an eventual resonance doubling [33] in the nucleon P 11 channel around 1.75 GeV. A similar scenario is observed for the  $\Sigma$  channel. These results provide additional support for identifying baryon states in the  $\mathbf{\bar{10}}$  representation of flavor SU (3) with observed resonances. Subsequently this picture leads to the question of properly identifying those baryon states in such higher dimensional representations which do not have counterparts in the octet or decuplet. In this respect the  $Z^+$  ( $Y = 2, I = 0, J = \frac{1}{2}^+$ ) is the most interesting candidate as probably being the lightest one. Previously [3] this state was considered to be a pure  $\mathbf{\bar{10}}$  baryon. That calculation, however, was not a full model calculation but rather a compilation of possible terms allowed by the flavor symmetries of the model. The constants of proportionality were determined from the known baryon spectrum and radial degrees of freedom were frozen. In this treatment it seems doubtful to ad hoc identify of the N (1710) (potentially a radially excited nucleon) with the nucleon state in the  $\mathbf{\bar{10}}$  representation. Here we have rected on that assumption by carrying out a full model calculation and emphasizing on the admixture of both, higher dimensional SU (3) representation as well as radially excited baryon states which otherwise have identical quantum numbers. It should be noted that both types of admixture are mediated through flavor symmetry breaking. Despite these major extensions of the model treatment, the present prediction for the mass of the  $Z^+$ , 1.58 GeV, is only about 50 MeV higher than that of ref [3] but still about 60 MeV lower than the value found in ref [1]. As discussed, the determination of the coupling constants for var-

---

<sup>1</sup>For example, for the process  $\pi^+ \rightarrow N^+$  the use of eq (42) in ref [3] yields a width of 64 MeV rather than the alleged 110 MeV. However, the expression for the width of the  $Z^+$  has apparently been worked out correctly.

ious decays bears quite some uncertainties, nevertheless the model calculations suggest  $(Z^+ \rightarrow NK) \approx 100\text{ MeV}$  as an estimate for the width of the  $Z^+$ .

Here we have employed a soliton model which besides the pseudoscalar octet mesons contains a scalar field. This scalar field has been introduced as to mock up the QCD trace anomaly. Although this is presumably not the most natural choice for an effective meson theory, we have motivated this model from the simplicity to include the breathing degree of freedom and its previous success to reasonably describe the spectrum of the low lying  $\frac{1}{2}^+$  and  $\frac{3}{2}^+$  baryons as well as various of their static properties.

Finally one could object that the prediction of exotic states like  $Z^+$  would completely be due to the adopted quantization scheme for the flavor degrees of freedom. In the alternative bound state approach [40] a pentaquark state with the quantum numbers of the  $Z^+$  would emerge as a bound system of the soliton and a kaon, while the ordinary hyperons are considered as anti-kaons bound in the soliton background. Such pentaquark states are found to be unbound unless the kaon mass is artificially tuned to about  $1\text{ GeV}$ . However, the resonance doubling found in the nucleon and  $\Lambda$  channels around  $2\text{ GeV}$  is not without experimental support which indicates that exotic representations like the  $T\bar{0}$  indeed have physical significance.

## Acknowledgments

I am grateful for valuable discussions with R. Alkofer, H. Reinhardt, J. Schechter and H. W alliser. W. Eyrich is thanked for pointing out the relevance of the present study while visiting the T ubingen G raduiertenkolleg Hadronen und Kerne. Furthermore I would like to thank M. Polyakov for bringing ref [33] to my attention and for discussions on details of ref [3].

This work is supported by the Deutsche Forschungsgemeinschaft (DFG) under contract Re 856/2-3.

## References

- [1] H. W. alliser, Nucl. Phys. A 548 (1992) 649.
- [2] H. W. alliser, An Extension of the Standard Skyrme Model in Baryons as Skyrme Solitons, edited by G. Holzwarth, p. 247, World Scientific, 1994.
- [3] D. D. iakonov, V. Petrov, and M. Polyakov, Z. Phys. A 359 (1997) 304.
- [4] E. Guadagnini, Nucl. Phys. B 236 (1984) 15;  
 L. B. iedenham, Y. D. othan, and A. Stem, Phys. Lett. 146B (1984) 289;  
 P. O. M. azur, M. A. Nowak, and M. P. rasalowicz, Phys. Lett. 147B (1984) 137;  
 M. Chemtob, Nucl. Phys. B 256 (1985) 600;  
 G. S. Adkins and C. R. Nappi, Nucl. Phys. B 249 (1985) 507;  
 S. Jain and S. R. W. aida, Nucl. Phys. B 258 (1985) 713;  
 A. K. anazawa, Prog. Theor. Phys. 77 (1987) 1240;  
 H. W. eigel, N. W. Park, J. Schechter, and Ulf G. M. ei ner, Phys. Rev. D 42 (1990) 3177;  
 G. Pari, B. Schwesinger, and H. W. alliser, Phys. Lett. B 255 (1991) 1;  
 N. W. Park and H. W. eigel, Nucl. Phys. A 541 (1992) 453;  
 H. W. eigel, R. A. lkofer, and H. Reinhardt, Nucl. Phys. B 387 (1992) 638;  
 A. B. lotz, D. D. iakonov, K. G. oeke, N. W. Park, V. Petrov, and P. V. Pobylyitsa, Nucl. Phys. A 555 (1993) 765.
- [5] For a review on chiral soliton models in the three flavor space see:  
 H. W. eigel, Int. J. Mod. Phys. A 11 (1996) 2419.
- [6] H. Yabu and K. Ando, Nucl. Phys. B 301 (1988) 601.
- [7] N. W. Park, J. Schechter, and H. W. eigel, Phys. Lett. B 244 (1989) 171.
- [8] H. K. Lee and D. P. Min, Phys. Lett. B 219 (1989) 1;  
 J. H. K. im, C. H. Lee, and H. K. Lee, Nucl. Phys. A 501 (1989) 835.
- [9] A. V. M. anohar, Nucl. Phys. B 248 (1984) 19;  
 A. P. Balachandran, A. Barducci, F. Lizzi, V. Rodgers, and A. Stem, Nucl. Phys. B 256 (1984) 525.
- [10] T. H. R. Skyrme, Proc. R. Soc. 127 (1961) 260.
- [11] G. S. Adkins, C. R. Nappi, and E. W. itten, Nucl. Phys. B 228 (1983) 552.
- [12] G. Holzwarth and B. Schwesinger, Rep. Prog. Phys. 49 (1986) 825;  
 I. Zahed and G. E. Brown, Phys. Rep. 142 (1986) 481;  
 G. Holzwarth, editor, Baryons as Skyrme Solitons, World Scientific, 1994.
- [13] C. H. a jduk and B. Schwesinger, Phys. Lett. 140B (1984) 172.
- [14] A. Hayashi and G. Holzwarth, Phys. Lett. 140B (1984) 175;  
 I. Zahed, Ulf G. M. ei ner, and U. K. aulfuss, Nucl. Phys. A 425 (1984) 526;  
 J. B. reit and C. R. Nappi, Phys. Rev. Lett. 53 (1984) 889;  
 J. Zhang and G. B. lack, Phys. Rev. D 30 (1984) 2015.
- [15] A. Abada, R. A. lkofer, H. Reinhardt, and H. W. eigel, Nucl. Phys. A 593 (1995) 488.
- [16] J. Schechter and H. W. eigel, Phys. Rev. D 44 (1991) 2916.
- [17] J. Schechter and H. W. eigel, Phys. Lett. B 261 (1991) 235.
- [18] Ulf G. M. ei ner, Phys. Rep. 161 (1988) 213;  
 B. Schwesinger, H. W. eigel, G. Holzwarth, and A. Hayashi, Phys. Rep. 173 (1989) 173;  
 P. Jain, R. Johnson, Ulf G. M. ei ner, N. W. Park, and J. Schechter, Phys. Rev. D 37 (1988) 3252.

- [19] D. M. Asak and T. Reichel, Phys. Rev. D 42 (1990) 3246.
- [20] R. A. Ikofer, H. Reinhardt, and H. W. eigel, Phys. Rep. 265 (1996) 139;  
C. V. Christov et al., Prog. Part. Nucl. Phys. 37 (1996) 91.
- [21] P. Jain, R. Johnson, N. W. Park, J. Schechter, and H. W. eigel, Phys. Rev. D 40 (1989) 855;  
R. Johnson, N. W. Park, J. Schechter, V. Soni, and H. W. eigel, Phys. Rev. D 42 (1990) 2998.
- [22] H. Gomm, P. Jain, R. Johnson, and J. Schechter, Phys. Rev. D 33 (1986) 801, 3476.
- [23] M. A. Shifman, A. I. Vainshtein, and V. I. Zakharov, Nucl. Phys. B 147 (1979) 385, 448.  
For a recent review see:  
T. D. Cohen, R. J. Fumstahl, D. K. Griegel, X. Jin, Prog. Part. Nucl. Phys. 35 (1995) 221.
- [24] For a discussion of this Lagrangian, see also  
A. A. Andrianov, V. A. Andrianov, V. Yu. Novolishov, and Yu. V. Novolishov, Phys. Lett. B 186 (1987) 401.
- [25] E. Witten, Nucl. Phys. B 223 (1983) 422, 433.
- [26] P. Jain, R. Johnson, and J. Schechter, Phys. Rev. D 35 (1987) 2230.
- [27] N. W. Park, J. Schechter, and H. W. eigel, Phys. Rev. D 43 (1991) 869.
- [28] J. J. de Swart, Rev. Mod. Phys. 35 (1963) 916.
- [29] R. M. Barnett et al., (Particle Data Group), Phys. Rev. D 54 (1996) 1.
- [30] B. Moussallam, Ann. Phys. (NY) 225 (1993) 264;  
G. Holzwarth, Nucl. Phys. A 572 (1994) 69;  
H. W. eigel, R. A. Ikofer, and H. Reinhardt, Nucl. Phys. A 582 (1995) 484;  
F. Meier and H. Walliser, Phys. Rep. 289 (1997) 383.
- [31] J. F. Donoghue and C. R. Nappi, Phys. Lett. B 168 (1986) 105;  
H. Yabu, Phys. Lett. B 218 (1989) 124.
- [32] D. M. Manley and E. M. Saleski, Phys. Rev. D 45 (1992) 4002.
- [33] M. Batinić, I. Slaus, A. Svarc, and B. M. K. Nefkens, Phys. Rev. C 51 (1995) 2310.
- [34] G. P. Gopal,  $S = -1$  baryons: an experimental review, talk presented at the 4<sup>th</sup> Int. Conf. on Baryon Resonances, Toronto, Canada, July 1980. Published in Baryon (1980) p. 159.
- [35] A. J. Van Hove, Nucl. Phys. B 87 (1975) 145, 157.
- [36] B. Schwesinger and H. W. eigel, Nucl. Phys. A 540 (1992) 461.
- [37] Ulf G. Meißner, N. Kaiser, H. W. eigel, and J. Schechter, Phys. Rev. D 39 (1989) 1956.
- [38] N. Dorey, J. Huges, and M. P. Mattis, Phys. Rev. D 49 (1994) 3598.
- [39] C. R. Dashen, E. Jenkins, and A. V. Manohar, Phys. Rev. D 49 (1994) 4713.
- [40] C. Callan and I. K. Lebanov, Nucl. Phys. B 262 (1985) 365;  
C. Callan, K. Hombostel, and I. K. Lebanov, Phys. Lett. B 202 (1988) 296;  
J. Blaizot, M. Rho, and N. N. Scoccola, Phys. Lett. B 209 (1988) 27;  
N. N. Scoccola, H. Nadeau, M. A. Novak, and M. Rho, Phys. Lett. B 201 (1988) 425;  
U. Blom, K. Dannbom, and D. O. Riska, Nucl. Phys. A 93 (1989) 384;  
D. Kaplan and I. K. Lebanov, Nucl. Phys. B 335 (1990) 45;  
Y. Kondo, S. Saito, and T. Otofujii, Phys. Lett. B 256 (1991) 316;  
M. Rho, D. O. Riska, and N. N. Scoccola, Z. Phys. A 341 (1992) 341;  
H. W. eigel, R. A. Ikofer, and H. Reinhardt, Nucl. Phys. A 576 (1994) 477.