

Nucleon spin structure and mass of quarks

Petr Závada

*Institute of Physics, Academy of Sciences of Czech Republic
Na Slovance 2, CZ-180 40 Prague 8
E-mail: zavada@fzu.cz*

March 25, 1998

Abstract

The alternative to the standard formulation of the quark-parton model is proposed. Our approach is based on the new solution of the master equations relating the structure and distribution functions, which consistently takes into account the intrinsic quark motion - in contradistinction to the standard infinite momentum approach, in which this motion is latently suppressed. The model well reproduces the experimental data on the both polarized and unpolarized structure functions, assuming that only the valence quarks term contributes to the nucleon spin. It is shown, the combined analysis of the polarized and unpolarized data can give an information about the effective masses and intrinsic motion of the quarks inside the nucleon. Simultaneously, it is shown that the rate of the nucleon energy carried by the quarks can be less, than estimated from the standard approach. As an addition, a prediction for the proton spin function g_2 is given.

1 Introduction

Measuring of the structure functions is an unique tool for the study of the nucleon internal structure - together with the quark-parton model (QPM) giving the relations between the structure functions and the parton distributions, which represent the final, detailed picture of the nucleon. In this sense, these relations, obtained under definite assumptions, are extraordinary important, since the distribution functions themselves are not directly measurable. At the same time, the standard, simple formulas relating the structure and distribution functions are ordinarily considered so self-evident, that in some statements, the both are identified.

The experiments dedicated to the Deep Inelastic Scattering (DIS), are oriented to the measuring either *unpolarized* or *polarized* structure functions. The results on the

unpolarized functions are well compatible with our expectations based on the QPM and QCD, but the situation for the polarized functions is much more complicated. Until now, it is not well understood, why the integral of the proton spin structure function g_1 is substantially less, than expected from very natural but possibly equally naive assumption, that the nucleon spin is created by the valence quarks. Presently, there is a strong tendency to explain the missing part of the nucleon spin as a result of the considerable contributions of the sea quarks (particularly strange quarks) and the gluons. Nevertheless, a consistent explanation of the underlying mechanism is still missing. During the last years, the hundreds of papers have been devoted to the nucleon spin structure, for the present status see e.g. [1], the comprehensive overview [2] and citations therein.

In the present paper we continue our discussion started in [3], [4], where we have shown, that the standard formulation of the QPM, conceptually firmly connected with the infinite momentum frame (IMF), oversimplifies the parton kinematics. And as a result, we have suggested the standard approach may give the relations between the structure and distribution functions, which are not quite correct. In [4] we demonstrated that the effect of oversimplified kinematics in IMF can have an impact particularly on the spin structure function g_1 , or more exactly, it can substantially modify the relation between the distribution and spin structure functions. We have suggested this effect can be source of the discrepancy between the experimentally measured and naturally expected magnitude of the spin function g_1 . The primary aim of this paper is to precise just this point.

The paper is organized as follows. In the following section we add some comments to our master equations for the structure functions and point out the distinction between them and these used in the standard approach. In the Sec. 3 we propose the model, in which the internal motion of quarks and a distribution of their effective masses are consistently taken into account. In the Sec. 4 the results of the model on the polarized and unpolarized proton structure functions are compared with the experimental data and some free parameters are fixed. Some important additional comments on the model and obtained results are done in the Sec. 5. The last section is devoted to the overall summary and concluding remarks.

Since this paper should be read together with [3], [4], for convenience we refer to the equations or figures in these papers simply with prefixes P,Q. Anywhere in the text, when we use the term *quark mass* we mean the *quark effective mass* in the sense suggested in [3].

2 Master equations

In the preceding discussion [3],[4] we have shown [see Eqs. (P3.41), (Q2.1)], that if one assumes momenta distributions (Q2.2), (Q2.3) of quasi-free quarks having mass m are spherically symmetric in the nucleon rest frame, then the corresponding structure

functions W_1, W_2, G_1, G_2 obey the master equation

$$\begin{aligned}
P_\alpha P_\beta \frac{W_2}{M^2} - g_{\alpha\beta} W_1 + i\epsilon_{\alpha\beta\lambda\sigma} q^\lambda \left[s^\sigma M G_1 + (P q s^\sigma - s q P^\sigma) \frac{G_2}{M} \right] + A(P_\alpha q_\beta + P_\beta q_\alpha) + B q_\alpha q_\beta \\
= \int G(p_0) (2p_\alpha p_\beta - g_{\alpha\beta} p q) \delta((p+q)^2 - m^2) \frac{d^3 p}{p_0} \\
+ i\epsilon_{\alpha\beta\lambda\sigma} q^\lambda \int H(p_0) m w^\sigma \delta((p+q)^2 - m^2) \frac{d^3 p}{p_0}.
\end{aligned} \tag{2.1}$$

Simultaneously, we have shown, how the explicit solution of this equation looks like. In this solution, the mass $x_0 = m/M$ formally appears as a free parameter. Let us make a remark, in the same way a similar equation can be obtained and solved also for the set of the neutrino structure functions, nevertheless in this paper we shall deal only with the electromagnetic ones.

Let us note, despite of the fact that Eq. (2.1) is assembled for quark momenta distributions G, H in the nucleon rest frame, the equation is relativistically covariant. Its manifestly covariant form follows immediately from (2.1) after the substitution

$$G(p_{0,lab}) = G\left(\frac{pP}{M}\right), \quad H(p_{0,lab}) = H\left(\frac{pP}{M}\right). \tag{2.2}$$

For moving nucleon we have

$$P = (P_0, P_1, 0, 0), \quad \beta = \frac{P_1}{P_0}, \quad \gamma = \frac{P_0}{M} \tag{2.3}$$

and

$$\frac{pP}{M} = \frac{p_0 P_0 - p_1 P_1}{M} = \gamma(p_0 - \beta p_1) = p_{0,lab} \tag{2.4}$$

which means, that the phase space of the subset of quarks with $p_{0,lab}$ fixed, represented by the sphere

$$p_1^2 + p_2^2 + p_3^2 = p_{0,lab}^2 - m^2 \tag{2.5}$$

in the nucleon rest frame, is in a boosted system correctly represented by the ellipsoid with the shape defined by the Lorentz transform (2.4). Therefore the quark distributions G, H entering Eq. (2.1) have exactly defined sense *in any reference system* and the equation is really relativistically covariant. Let us point out, this is not case of the standard approach in which the parton distribution function in Eq. (P3.37) has good sense only *in the preferred, infinite momentum frame*. Further, we have shown the different results implied by both the approaches are due to approximation (P3.36) used in the standard one, which in the effect means suppressing of the parton motion with respect to the nucleon. Let

us point out, this suppression concerns not only the transversal momenta, but equally also the longitudinal ones. Of course, this consequence is somewhat obscured just in the IMF, where all the relative motion is frozen, since all the processes run infinitely slowly - including the passing of the probing lepton through the nucleon. The impact of the quark intrinsic motion on the function $g_1(x)$ has been discussed also in some other approaches [5]-[9].

Obviously, Eq. (2.1) is based also on the assumption that all the quarks have the same mass x_0 . In [3],[4] we have suggested the structure functions of the real nucleon could be rather some superposition of the solutions of Eq. (2.1), weighted by some mass distribution $\mu(x_0)$, which is dynamically correlated with the Q^2 . In the following we shall propose a simple, but sufficiently general model for the unknown distributions μ, G, H and calculate corresponding structure functions.

3 Model

Construction of the model is based on the following assumptions and considerations:

1) Parton distribution $P(\epsilon)d\epsilon$ representing the number of quarks in the energy interval $\langle \epsilon, \epsilon + d\epsilon \rangle$ can be formally expressed :

$$P(\epsilon) = \sum_j r_j j \rho_j(\epsilon), \quad \sum_j r_j = 1, \quad (3.1)$$

where r_j is a probability that the nucleon is in the state with j partons (quarks + antiquarks) of various flavors, and ρ_j is the corresponding average one-parton distribution, which fulfills

$$\int \rho_j(\epsilon) d\epsilon = 1. \quad (3.2)$$

2) Nucleon consists of the three quarks and partons (gluons + $q\bar{q}$ pairs) mediating the interaction between them, as sketched in the Fig. 1a, where the individual pictures represent some terms in the sum (3.1). The flavors and spins of all the quarks in each the picture are mutually cancelled, up to the three quarks giving additively the corresponding nucleon quantum numbers. These three quarks are in the figure marked by black and in our approach are identified with the *valence quarks*. The reason, that such identification is quite sensible, is the following. Apparently, the sum (3.1) can be split into quark and antiquark parts $P_q(\epsilon), P_{\bar{q}}(\epsilon)$, then our valence term reads

$$P_{val}(\epsilon) = P_q(\epsilon) - P_{\bar{q}}(\epsilon), \quad (3.3)$$

which in the x -representation exactly corresponds to the current definition of the valence quarks. Correspondingly, the unmarked quarks are identified with the *sea quarks*. But both the kinds of quarks have the same energy distributions $\rho_j(\epsilon)$ entering the Eq. (3.1),

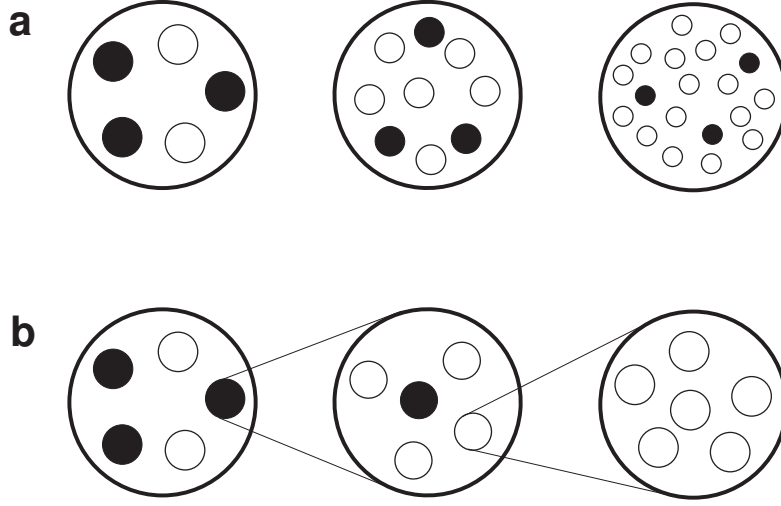


Figure 1: Nucleon consisting of the valence and sea quarks - with different resolutions, see text.

in this sense they are completely equivalent. On the other hand, it is obvious, that for the valence quarks, in Eq. (3.1) only "black" quarks from the figure contribute, therefore if ρ_j is assumed in the first approximation independent on the flavor, then

$$P_{val}(\epsilon) = 3 \sum_{j=3}^{\infty} r_j \rho_j(\epsilon). \quad (3.4)$$

3) The quarks carry only part of the nucleon energy (mass),

$$\int P(\epsilon) \epsilon d\epsilon = c_q M, \quad (3.5)$$

where the factor c_q equals roughly one half, the rest is carried by the gluons. In the first approximation we shall assume this factor is valid also for any term in the sum (3.1),

$$j \int \rho_j(\epsilon) \epsilon d\epsilon = c_q M, \quad (3.6)$$

which in other words means the ratio of the total energies of quarks and gluons, together constituting the nucleon mass, is the same for all possible states sketched in Fig. 1a.

4) Both the kinds of quarks can be, from the viewpoint of DIS, considered quasi-free, it means one can ascribe them some momentum and the mass related by equation

$$\epsilon^2 = p_1^2 + p_2^2 + p_3^2 + m^2. \quad (3.7)$$

Further, we assume the quarks in the nucleon state j have the same mass m_j and denote $x_0 \equiv m_j/M$. In fact, we can define our decomposition in Eq. (3.1) and Fig. 1 just in this way. One can expect, for higher j the parameter x_0 will drop and so the sum (3.4) can be substituted by the integral

$$P_{val}(\epsilon) = 3 \int \mu_V(x_0) \rho(\epsilon, x_0) dx_0, \quad \int \mu_V(x_0) dx_0 = 1. \quad (3.8)$$

Obviously, Eq. (3.1) can be with the use of Eq. (3.6) rewritten in a similar way:

$$P(\epsilon) = \int \mu(x_0) \rho(\epsilon, x_0) dx_0, \quad (3.9)$$

where

$$\mu(x_0) = \mu_V(x_0) \frac{c_q M}{\bar{\epsilon}(x_0)}, \quad \bar{\epsilon}(x_0) = \int \rho(\epsilon, x_0) \epsilon d\epsilon. \quad (3.10)$$

The physical meaning of the distributions μ_V, μ is the following. The distribution $\mu(x_0)$ represents a probability, that the mass of the quark, which the probing lepton interacts with, is x_0 or alternatively, $\mu(x_0)dx_0$ is the number of quarks in the interval $\langle x_0, x_0 + dx_0 \rangle$, which the lepton has chance to interact with. On the other hand, the (normalized) distribution $\mu_V(x_0)$ can be interpreted as a probability, that the exchanging photon "distinguishes" the quarks with mass x_0 - as expressed by the pictures with different granularity in Fig. 1a. To be more definite, by the statement *granularity is x_0* we mean the *quarks with mass x_0 are distinguishable*. In this sense, each picture in the Fig. 1a can be labeled by some x_0 , equally as the corresponding term $\rho(\epsilon, x_0)$ in the integral (3.8). Obviously, at the same time the $\mu_V(x_0)$ represents equally well the distribution of the valence quark masses.

5) In [3] we have suggested that our mass x_0 is a quantity dynamically correlated to Q^2 : lower x_0 are more preferred at higher Q^2 and vice versa. In other words, probability of interaction with the quark of mass x_0 and the granularity mentioned above depend also on Q^2 :

$$\mu(x_0) \rightarrow \mu(x_0, Q^2), \quad \mu_V(x_0) \rightarrow \mu_V(x_0, Q^2). \quad (3.11)$$

In this way the Q^2 -dependence enters our rather kinematical considerations.

6) The relations (P3.52), (P3.56) and (P3.20) give the recipe how to obtain the structure function F_2 from a given energy distribution of the partons with some fixed value x_0 and charge e_q :

$$F_2(x, x_0) = e_q^2 \varphi(x, x_0),$$

$$\varphi(x, x_0) = -x^2 \int_x^1 \frac{2V'_0(\xi)\xi}{\xi^2 + x_0^2} d\xi, \quad 2V'_0(\xi)\xi = \pm M \rho(\epsilon, x_0), \quad \epsilon = \frac{M}{2} \left(\xi + \frac{x_0^2}{\xi} \right), \quad (3.12)$$

where the sign $+$ ($-$) in the second relation refers to the region $\xi < x_0$ ($\xi > x_0$). For the application of this procedure to Eqs. (3.8), (3.9) one has to weight the contributions integrated over x_0 by the corresponding (mean) charge squared. Apparently, the charge weight of the valence quarks is the constant

$$w_{val} = \frac{1}{3} \left[\left(\frac{2}{3} \right)^2 + \left(\frac{2}{3} \right)^2 + \left(\frac{1}{3} \right)^2 \right] = \frac{1}{3} \quad (3.13)$$

for the proton and similarly for the neutron, $w_{val} = 2/9$. For the sea we assume in the first approximation the "equilibrated mixture" of the quarks $u : d : s = 1 : 1 : 1$, so

$$w_{sea} = \frac{1}{3} \left[\left(\frac{2}{3} \right)^2 + \left(\frac{1}{3} \right)^2 + \left(\frac{1}{3} \right)^2 \right] = \frac{2}{9}. \quad (3.14)$$

Then for the nucleon with j quarks we get

$$w_j = \frac{3w_{val} + (j-3)w_{sea}}{j} = w_{sea} + \frac{3(w_{val} - w_{sea})}{j}, \quad (3.15)$$

or in terms of x_0

$$w(x_0) = w_{sea} + 3(w_{val} - w_{sea}) \frac{\bar{\epsilon}(x_0)}{c_q M}. \quad (3.16)$$

Therefore, the energy distributions (3.8), (3.9) generate the corresponding structure functions:

$$F_{2val}(x, Q^2) = 3w_{val} \int \mu_V(x_0, Q^2) \varphi(x, x_0) dx_0, \quad (3.17)$$

$$F_2(x, Q^2) = \int \left(\frac{c_q M}{\bar{\epsilon}(x_0)} w_{sea} + 3(w_{val} - w_{sea}) \right) \mu_V(x_0, Q^2) \varphi(x, x_0) dx_0. \quad (3.18)$$

7) Now, let us pay attention to the spin structure functions. According to the concept suggested in item 2), only valence quarks contribute to the nucleon spin. First, we shall consider the spin functions generated by the valence quarks with some fixed mass x_0 , then we shall easily proceed to the case with the distribution $\mu_V(x_0)$.

In [4], for sake of simplicity, we have assumed all the three valence quarks contribute to the proton spin equally [Eq. (Q2.7)]. On the other hand it is obvious the quark symmetry group can impose an extra constraint on the contributions of different quark flavors as it follows e.g. from the philosophy of the well known Bjorken [10] and Ellis-Jaffe [11] sum rules based on the symmetries $U(6)$ and $SU(3)$. In our consideration we shall not strictly assume any particular group of symmetry, but the different spin contributions of u - and

d -quarks will be expressed by a free parameter a , $0 \leq a \leq 1$, having in the notation of Eq. (Q2.7), e.g. for the proton, the following sense

$$\Delta h_u(p_0) = 2ah(p_0), \quad \Delta h_d(p_0) = (1 - 2a)h(p_0), \quad (3.19)$$

where h is the valence distribution

$$u(p_0) = d(p_0) \equiv h(p_0), \quad \int h(p_0) d^3p = 1, \quad (3.20)$$

which is not, due to different normalization, identical with the distribution $\rho(\epsilon)$, but the both are simply related

$$\rho(\epsilon) = 4\pi\epsilon\sqrt{\epsilon^2 - m^2}h(\epsilon), \quad (3.21)$$

in the same way, as the distributions P, G in Eq. (P3.14).

In the case of proton, there are the particular cases:

- a) $a = 0$ corresponds to the mutual spin orientation of the three valence quarks $(s_u, s_u, s_d) = (-1, +1, +1)$.
- b) $a = 1/3$ corresponds to the oversimplified scenario studied in [4], assuming the equal contribution of all the three quarks; $(s_u, s_u, s_d) = (+1/3, +1/3, +1/3)$.
- c) $a = 2/3$ corresponds to the non-relativistic $SU(6)$ approach. From the wave function

$$\begin{aligned} |p, \uparrow\rangle = & \frac{1}{\sqrt{2}} \left(\frac{1}{\sqrt{6}} |(ud + du)u - 2wud\rangle \otimes \frac{1}{\sqrt{6}} |(\uparrow\downarrow + \downarrow\uparrow) \uparrow - 2 \uparrow\uparrow\downarrow\rangle \right. \\ & \left. + \frac{1}{\sqrt{2}} |(ud - du)u\rangle \otimes \frac{1}{\sqrt{2}} |(\uparrow\downarrow - \downarrow\uparrow) \uparrow\rangle \right) \end{aligned} \quad (3.22)$$

one can easily show the mean value of the spin carried by the $d(u)$ -quarks is $-1/3(4/3)$, i.e. $(s_u, s_u, s_d) = (+2/3, +2/3, -1/3)$, which agrees with $a = 2/3$ in Eq. (3.19).

- d) $a = 1$ corresponds to the mutual orientation of the three quarks $(s_u, s_u, s_d) = (+1, +1, -1)$.

So, the proton spin function $H(p_0)$ entering the master equation (2.1) and expressed in terms of the functions (3.19) reads

$$H^p(p_0) = \frac{8}{9}au(p_0) + \frac{1}{9}(1 - 2a)d(p_0) = \frac{1}{9}(1 + 6a)h(p_0). \quad (3.23)$$

Assuming the neutron is isospin symmetric, its corresponding spin function will be

$$H^n(p_0) = \frac{4}{9}(1 - 2a)u(p_0) + \frac{2}{9}ad(p_0) = \frac{1}{9}(4 - 6a)h(p_0), \quad (3.24)$$

therefore the corresponding equations for the nucleon spin structure functions read

$$g_j^p(x, x_0) = w_{spin}^p \psi_j(x, x_0), \quad g_j^n(x, x_0) = w_{spin}^n \psi_j(x, x_0), \quad j = 1, 2,$$

$$w_{spin}^p = \frac{1}{9}(1 + 6a), \quad w_{spin}^n = \frac{1}{9}(4 - 6a), \quad (3.25)$$

where, in accordance with Eqs. (Q2.17), (Q2.18)

$$\psi_1(x, x_0) = \frac{m}{2} \int \frac{h(p_0)}{p_0} \sqrt{\frac{p_0 + p_1}{p_0 - p_1}} \delta\left(\frac{p_0 + p_1}{M} - x\right) d^3p, \quad (3.26)$$

$$\psi_2(x, x_0) = -\frac{m}{2} \int \frac{h(p_0)}{p_0} \frac{p_1}{\sqrt{p_0^2 - p_1^2}} \delta\left(\frac{p_0 + p_1}{M} - x\right) d^3p. \quad (3.27)$$

The function $\psi_1(x, x_0)$ can be with the use of Eqs. (Q2.24),(Q2.27) expanded

$$\psi_1(x, x_0) = \frac{x_0}{2} \sum_{j=0}^{\infty} \binom{-1/2}{j} (-1)^j V_{-j-3/2}(x) \left(\frac{x}{2}\right)^{j+1/2}. \quad (3.28)$$

Since Eq. (P3.56) implies

$$V_{-j-3/2,k}(x) = - \int_x^1 V_0'(\xi) \left(\frac{2\xi}{\xi^2 + x_0^2}\right)^{j+1/2} d\xi, \quad (3.29)$$

one can easily show the sum in Eq. (3.28) gives

$$\psi_1(x, x_0) = -x_0 \int_x^1 \frac{V_0'(\xi)\xi}{\xi^2 + x_0^2} \sqrt{\frac{x\xi}{\xi^2 + x_0^2 - x\xi}} d\xi. \quad (3.30)$$

Similar manipulation with the function ψ_2 gives the result

$$\psi_2(x, x_0) = -\frac{x_0}{2} \int_x^1 \frac{V_0'(\xi)\xi}{\xi^2 + x_0^2} \frac{\xi^2 + x_0^2 - 2x\xi}{\sqrt{x\xi(\xi^2 + x_0^2 - x\xi)}} d\xi. \quad (3.31)$$

Obviously, for the case with the distribution μ_V , the corresponding spin structure functions read

$$g_j(x, Q^2) = w_{spin} \int \mu_V(x_0, Q^2) \psi_j(x, x_0) dx_0, \quad j = 1, 2. \quad (3.32)$$

Let us note, the structure functions F_2, F_{2val}, g_1, g_2 are not independent, all of them are in the corresponding way generated by the distributions μ_V and V_0 (or, equivalently by ρ).

8) Now, to make the construction suggested above applicable for some quantitative comparison with the experimental data, we have to use some reasonable, simple and sufficiently flexible parameterization for the unknown functions μ_V and V_0 . We suggest the following.

a) Normalized distribution μ_V is assumed in the form

$$\mu_V(x_0, Q^2) = \frac{\Gamma(r+s+2)}{\Gamma(r+1)\Gamma(s+1)} \cdot x_0^r (1-x_0)^s, \quad 0 < x_0 < 1, \quad (3.33)$$

where the Q^2 -dependence is involved in the parameters r, s .

b) For the function $V'_0(x)x$ we shall use the parameterization suggested in Eqs. (Q2.34)-(Q2.38)

$$V'_0(x)x = \mp c_{norm} \cdot f(x, x_0), \quad f(x, x_0) \equiv \left[(1-x) \left(1 - \frac{x_0^2}{x} \right) \right]^{\alpha/2x_0}, \quad (3.34)$$

where the upper (lower) sign in the first relation refers to the region $x > x_0$ ($x < x_0$) and

$$c_{norm} = \left[\int_{x_0}^1 f(x, x_0) \left(1 - \frac{x_0^2}{x^2} \right) dx \right]^{-1}, \quad (3.35)$$

which follows e.g. from Eqs. (Q2.34), (P3.25). Now, apparently one has to accept the parameter $\alpha \approx m / \langle E_{kin} \rangle$ depends on x_0 as well. Let us consider the following. Sequence of the pictures in Fig. 1a can be understood as the pictures of the one and the same nucleon, but "seen with different resolutions" as outlined in Fig. 1b. Then, it is natural to assume the four-momentum P of the parton from some picture can be obtained from four-momenta p_λ of n partons in a picture more rightwards, representing the parton "seen with better resolution":

$$P = \sum_{\lambda} p_{\lambda}. \quad (3.36)$$

Obviously, the mean values fulfill

$$\langle P_0 \rangle = n \langle p_{\lambda 0} \rangle, \quad \langle |\vec{P}| \rangle = c_{corr} \cdot n \langle |\vec{p}_{\lambda}| \rangle, \quad 0 \leq c_{corr} \leq 1, \quad (3.37)$$

where c_{corr} equals 0(1) for the extreme case, when the motion of the partons in the corresponding subset is completely uncorrelated (correlated). The last relations imply the masses and kinetic energies obey

$$m(P) \geq n \cdot m(p), \quad \langle E_{kin}(P) \rangle \leq n \cdot \langle E_{kin}(p) \rangle, \quad (3.38)$$

which means the quantity α is a non-decreasing function of x_0 . In this moment we know nothing more about this function, in the next section we shall show a reasonable agreement with the experimental data can be obtained with

$$\alpha(x_0) = \alpha_1 (-\ln(x_0))^{-\alpha_2}. \quad (3.39)$$

Since we parameterize the function V'_0 rather than the function ρ , it will be useful the quantity $\bar{\epsilon}(x_0)$, defined in Eq. (3.9) and afterwards entering the important Eq. (3.18), to express also in terms of V'_0 . Obviously, using Eqs. (3.12) and (3.34) one gets

$$\begin{aligned}\bar{\epsilon}(x_0) &= \int \rho(\epsilon, x_0) \epsilon d\epsilon = - \int_{x_0}^1 V'_0(\xi) \xi \left(\xi + \frac{x_0^2}{\xi} \right) \frac{M}{2} \left(1 - \frac{x_0^2}{\xi^2} \right) d\xi \\ &= c_{norm} \frac{M}{2} \int_{x_0}^1 f(\xi, x_0) \left(\xi - \frac{x_0^4}{\xi^3} \right) d\xi.\end{aligned}\tag{3.40}$$

Now, we can our results shortly summarize. If there are given some values of the free parameters $c_q, a, r, s, \alpha_1, \alpha_2$, then the corresponding proton and neutron structure functions can be directly calculated according to Eqs. (3.17), (3.18), (3.32), where the distribution μ_V is given by Eq. (3.33), the function $\bar{\epsilon}(x_0)$ by Eq. (3.40) with the use of Eqs. (3.34), (3.35), (3.39) and the functions φ, ψ_1, ψ_2 are:

$$\varphi(x, x_0) = 2x^2 \int_x^1 \eta(\xi, x_0) d\xi, \tag{3.41}$$

$$\psi_1(x, x_0) = x_0 \int_x^1 \eta(\xi, x_0) \sqrt{\frac{x\xi}{\xi^2 + x_0^2 - x\xi}} d\xi, \tag{3.42}$$

$$\psi_2(x, x_0) = \frac{x_0}{2} \int_x^1 \eta(\xi, x_0) \frac{\xi^2 + x_0^2 - 2x\xi}{\sqrt{x\xi(\xi^2 + x_0^2 - x\xi)}} d\xi, \tag{3.43}$$

where

$$\eta(\xi, x_0) = c_{norm} \theta(\xi - x_0) \frac{f(\xi, x_0)}{\xi^2 + x_0^2}. \tag{3.44}$$

The last expression is calculated from Eqs. (3.34), (3.35) and (3.39) with the use of the step function $\theta(x) = +1(-1)$ for $x > 0$ ($x < 0$).

4 Comparison with the experimental data

Now we shall try our formulas for the structure functions to compare with the existing data. We shall not attempt to make a consistent, global fit of the free parameters based on some rigorous fitting procedure, but only show the set of optimal parameters obtained by their tentative varying on the computer "by hand". Moreover, our constraint will be only agreement with the proton structure functions F_2 and g_1 . It means that the parameter a , controlling asymmetry between the proton and neutron spin functions, must be somehow

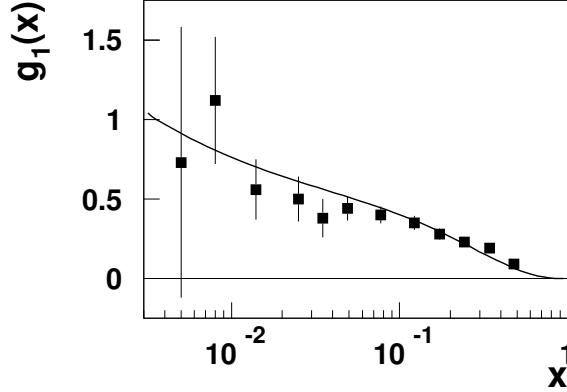


Figure 2: Proton spin structure function $g_1(x)$ at $Q^2 = 10\text{GeV}^2$. The points represent experimental data [13], the curve is the result of our calculation.

fixed before the fitting. For the first approximation we use the $SU(6)$ value, $a = 2/3$ [see item 7c) in the previous section].

For a comparison with F_2 we use the parameterizations of the world data suggested in [12] and [13], both taken for $Q^2 = 10\text{GeV}^2$. The data for g_1 are taken over from the recent paper [13] of the SMC Collaboration. After some checking on the computer, the optimal set of the free parameters is considered:

$$c_q = 0.43, \quad r = -0.49, \quad s = 6.5, \quad \alpha_1 = 1.6, \quad \alpha_2 = 1.5 \quad (4.1)$$

Results of the calculation of the proton structure functions g_1 and F_2 with these parameters are shown in Figs. 2, 3 together with the data. Let us remark, the experimental points for g_1 correspond to the values evolved in [13] to $Q^2 = 10\text{GeV}^2$. In the error bars all the quoted errors (statistical, systematic and those due to uncertainty of QCD evolution) are combined. Obviously, the agreement with the experimental data in both the figures can be considered very good, particularly if we take into account that our parameterization of the unknown distributions is perhaps the simplest possible and moreover, the parameters (4.1) still may not be optimal.

Now, having "tuned" the free parameters by the g_1 and F_2 , one can calculate the remaining functions g_2 and F_{2val} . The results are shown in Figs. 4, 5. Our xg_2 surely does not contradict the experimental data [14], which are compatible with zero - with statistical errors substantially bigger, than the vertical range of the figure. But instead of the data, the comparison is done with Wandzura Wilczek [15] twist-2 term for xg_2^{WW} , which is evaluated in [14] from the corresponding g_1 . Here we do not attempt to analyze,

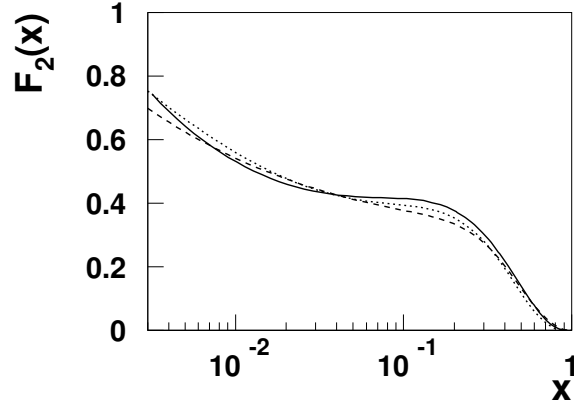


Figure 3: Proton structure function $F_2(x)$ at $Q^2 = 10\text{GeV}^2$. The dotted and dashed curves represent the fits of the experimental data suggested in [12] and [13]. The full curve is the result of our calculation.

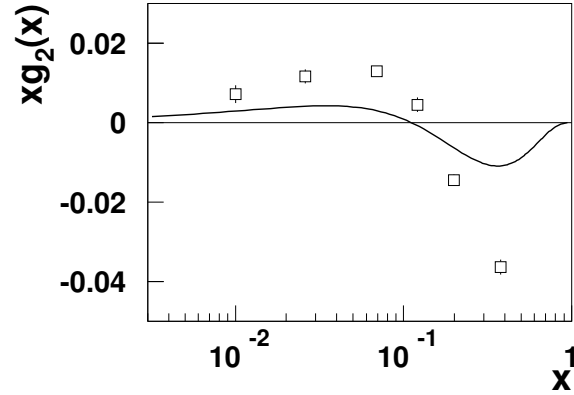


Figure 4: Proton structure function $xg_2(x)$ at $Q^2 = 10\text{GeV}^2$. The points represent the term $xg_2^{WW}(x)$ (see text), the curve is the result of our calculation.

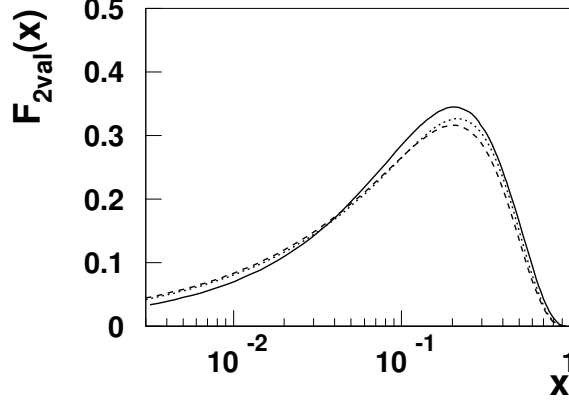


Figure 5: Proton structure function $F_{2val}(x)$. The dashed and dotted curves represent the functions based on the standard global analysis according to the relations (4.2) and (4.4), see text. The full curve is the result of our calculation.

why the two complete different approaches (one is rather purely kinematic and the second is strongly related to the QCD) give a similar picture. The proton valence function F_{2val} in Fig. 5 is compared with the corresponding combination of the distributions $xu_V(x)$ and $xd_V(x)$ obtained (for $Q^2 = 4GeV$) in [16] by the standard global analysis:

$$F_{2val}(x) = \frac{8}{9}xu_V(x) + \frac{1}{9}xd_V(x), \quad \int u_V(x)dx = \int d_V(x)dx = 1. \quad (4.2)$$

Apparently, the agreement can be considered good. Nevertheless, let us note, a part of the difference between both the curves can be due to our simplification: $u_V \approx d_V$. On the other hand, the distributions of the u - and d -valence quarks are not equal and enter the functions g_1 and F_{2val} with different weights, see Eqs. (3.23), (4.2). At the same time, our prediction for F_{2val} is based on the combination valid for g_1

$$a\frac{8}{9}u_V(x) + (1-2a)\frac{1}{9}d_V(x) \approx \frac{1+6a}{9}q_V(x), \quad (4.3)$$

which is related to F_{2val}

$$\begin{aligned} F_{2val}(x) &\approx \frac{8}{9}xq_V(x) + \frac{1}{9}xq_V(x) = xq_V \approx \frac{9}{1+6a} \left(\frac{8}{9}xu_V(x) + \frac{1}{9}xd_V(x) \right) \\ &= \frac{16}{15}xu_V(x) - \frac{1}{15}xd_V(x) \end{aligned} \quad (4.4)$$

for our value $a = 2/3$. The last combination is also shown in the Fig. 5 and apparently gives a slightly better agreement with our simplified F_{2val} . In any case, one can note, that the two different procedures, the standard one (uses input on $F_2, F_3^{\nu N} + \text{QCD}$) and our (uses input on $F_2, g_1 + \text{our model}$) obtain a very similar picture of the function $F_{2val}(x)$, which is not directly measurable.

5 Discussion

Let us make a few comments on the obtained results. First of all, it should be pointed out, that our structure functions in Figs. 2-5 are calculated on the basis of very simple parameterization of the unknown distributions $\mu(x_0)$ and $V_0(x, x_0)$, but on the other hand it is essential, that the contributions from the individual components of the quark distribution correctly take into account the intrinsic quark motion, which is particularly important for the spin structure function. The effect of this motion on g_1 is demonstrated in Fig. Q1 and the fact, that we succeeded to achieve a good agreement with the data also in Fig. 2 is just thanks to this effect. For a better insight, how our structure functions are generated, in the Fig. 6 we have displayed the initial distribution function $V_0(x, x_0)$ drawn for a few values x_0 , together with the corresponding structure functions F_2, g_1, xg_2 . The complete structure functions are their superpositions - weighted in the corresponding way with the use of the distribution $\mu_V(x_0)$.

Further, also some other assumptions of the model are possibly oversimplified, for a more precise calculation, at least some of them could be rightly modified - but at a price of introducing the additional free parameters. For example, the constant w_{sea} [see Eq. (3.14)] should take into account some suppression of the s -quarks [16] and probably should allow a weak dependence on x_0 . Also for the constant c_q [see Eq. (3.5)] some x_0 -dependence should be allowed. Concerning this constant, let us make one more comment. The standard global fit [16] suggests (at $Q^2 = 10 \text{ GeV}^2$) the quarks carry $\simeq 56\%$ of the nucleon energy and our fitted value c_q from the Eq. (3.5) is roughly 43%. This difference is mainly due to the different relations between the distribution and structure function in both the approaches, see Eqs. (P3.38), (P3.59). The second relation (valid for a subset of quarks with mass x_0), multiplied by x^2 and then integrated by parts gives

$$\int_{x_0^2}^1 x F(x, x_0) dx = \frac{1}{4} \int_{x_0^2}^1 F_2(x, x_0) \left(3 + \frac{x_0^2}{x^2} \right) dx, \quad (5.1)$$

which for the static quarks [$F(x, x_0) \simeq F_2(x, x_0)/x \simeq \delta(x - x_0)$, see discussion after Eq. (3.59)] coincides with the standard relation. Nevertheless, generally both the relations imply different rate of the nucleon energy carried by quarks. One can check numerically that for our $F_2(x, x_0)$ in a dominant region of x_0 the term $(x/x_0)^2$ in the integral (5.1) plays a minor role (see also Fig. 6, positions of the maxima of F_2 's are above the corresponding x_0 , in particular for lower x_0), so as a result we get 3/4 of the standard estimation of the

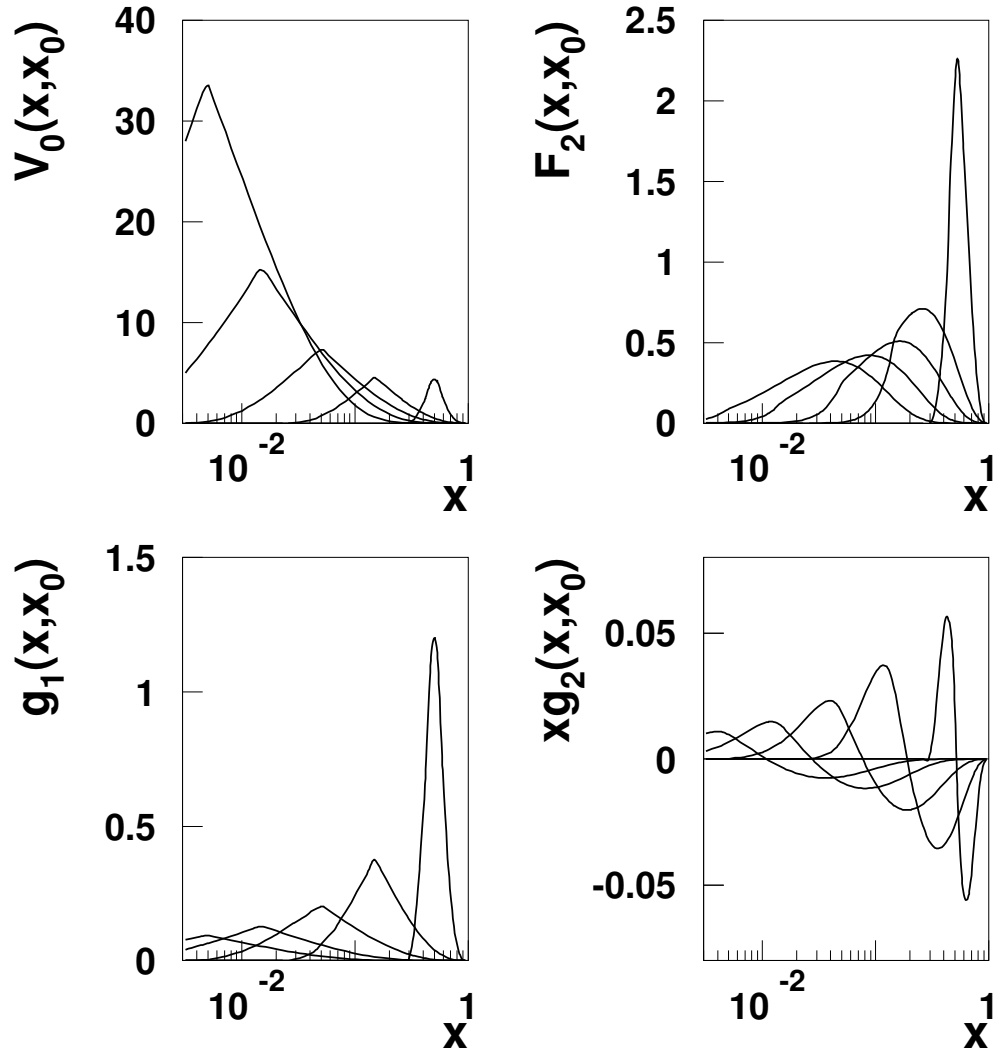


Figure 6: Distribution functions $V_0(x, x_0)$ drawn for $x_0 = 0.005, 0.015, 0.05, 0.15, 0.5$ and the structure functions generated correspondingly.

quark contribution to the nucleon energy. This ratio agrees with the ratio obtained from the corresponding fits: $3/4 \simeq 43\% / 56\%$.

In the previous section we mentioned the effect of different shape of the u - and d -quark distributions. A proper accounting for this difference into the model should enable to calculate consistently in a better approximation not only the proton and neutron structure functions F_2, g_1, g_2 , but also the neutrino structure functions. Apparently then one could make a "super-global" fit covering the both unpolarized and polarized DIS data. As a result, the flavor-dependent quark distributions $V_0(x, x_0)$ [or equivalently $\rho(\epsilon, x_0)$] together with the corresponding mass distributions and the parameter a controlling the relative spin contribution of the u - and d -quarks, could be obtained.

Finally, let us point out, inclusion the spin structure function into the fit in our model enables to obtain some information about the distribution of the quark masses. Within our approach there are two distributions, μ_V and μ , relevant for the description of the quark masses in the nucleon. The extrapolation of our parameterization for the μ distribution with the use of the relations $\alpha \approx m / \langle E_{kin} \rangle$ and (3.10), (3.33), (3.39), (4.1) give for $x_0 \rightarrow 0$:

$$\mu(x_0) \sim \frac{\mu(x_0)}{\bar{\epsilon}(x_0)} \rightarrow \frac{x_0^r}{Mx_0 + \langle E_{kin} \rangle} \rightarrow \frac{x_0^{-1.49}}{|\ln x_0|^{1.5}}, \quad (5.2)$$

which implies the extrapolated μ is not integrable in this limit. On the other hand, the basic distribution μ_V , parameterized by Eq. (3.33) with the r, s from the set (4.1) and with the use of the known relation $z\Gamma(z) = \Gamma(z+1)$ can give an estimate of the mean value:

$$\langle x_0 \rangle_V = \frac{r+1}{r+s+2} \simeq 0.064, \quad (5.3)$$

i.e. $\langle m \rangle \simeq 60 MeV$ for $Q^2 = 10 GeV^2$. The corresponding kinetic term calculated as

$$\langle E_{kin} \rangle_V = \int \mu_V(x_0)(\bar{\epsilon}(x_0) - Mx_0)dx_0 \quad (5.4)$$

gives a similar number ($\simeq 60 MeV$). Let us recall, these numbers can be related either to the valence quarks, or equivalently to the average "nucleon granularity" seen by the exchanged photon. The Q^2 -dependence is involved only in the distribution $\mu_V(x_0, Q^2)$, i.e. in our parameterization (3.33) only via the powers $r(Q^2), s(Q^2)$. It follows, the structure functions, which enhance in a low- x region for increasing Q^2 , must be generated by the distribution $\mu_V(x_0, Q^2)$ in which the mean mass $\langle x_0 \rangle_V$ drops for increasing Q^2 - in the agreement with an intuitive expectation.

6 Summary

In the present paper, with the use of the results obtained in the preceding ones [3],[4], we proposed an alternative formulation of the QPM. The initial postulates of the standard

and our approach are basically the same, despite of that the relations between the structure and distribution functions obtained in both the approaches are not identical. It is due to the fact, that in the standard approach the intrinsic quark motion is effectively suppressed by the use of the approximation (P3.36), which is (seemingly) applicable in the IMF. In this way, the IMF represents the preferred reference system for the standard approach. On the other hand, we have shown the master equations can be solved without the use of the crude approximation (P3.36). Correspondingly, our approach based on this new solution, consistently takes into account the intrinsic quark motion and is not confined to any preferred reference system, so the resulting description is fully relativistically invariant. As a result, in our approach the new free parameters appear and they are connected with the splitting of the total quark energy on the kinetic and mass terms. The corresponding unknown distributions are suitably parameterized in the proposed model. We introduced the mass distribution $\mu_V(x_0, Q^2)$ which is related simultaneously to the valence quarks and to the concept nucleon granularity. With the use of this model we calculated simultaneously the proton structure functions F_2, F_{2val}, g_1, g_2 , assuming only the valence quarks term contributes to the proton spin. Then by a comparison with the data ($F_2, g_1; Q^2 = 10 GeV^2$) we fixed the free parameters. We found out:

1) Both the unpolarized structure functions are well reproduced by the model. The comparison is done with the data on F_2 and with the F_{2val} obtained from the standard global analysis data.

2) At the same time, the model well agrees with the data on g_1 . The calculated g_2 does not contradict the existing experimental data as well, but since in the data there are still rather big statistical errors, it is hard to say more.

3) Analysis of the fixed parameters within our approach suggests:

i) The quarks carry less the proton energy (almost by the factor 3/4), than estimated from the standard analysis.

ii) The average mass related to the valence quark can be roughly $60 MeV$ and a similar energy can be ascribed to the corresponding motion.

So on the end we can underline, the proposed model, based on the improved quark kinematics inside the nucleon, offers apart of the other results also the consistent explanation, why the proton spin function g_1 is less, than it was initially expected.

References

- [1] *Proceedings of the International Europhysics Conference on High Energy Physics*, Jerusalem, Israel, 1997 (in press).
- [2] Hai-Yang Cheng, Int. J. Mod. Phys. A **11**, 5109 (1996).
- [3] P. Zavada, Phys. Rev. **D55**, 4290 (1997).
- [4] P. Zavada, Phys. Rev. **D56**, 5834 (1997).

- [5] Bo-Xiang Ma, J. Phys. G: Nucl. Part. Phys. **17**, L53 (1991).
- [6] Bo-Xiang Ma and Qi-Ren Zhang, Z. Phys. **C 58**, 479 (1993).
- [7] Bo-Xiang Ma, Phys. Lett. **B 375**, 320 (1966).
- [8] Bo-Xiang Ma, *Proceedings of the 3rd Workshop on Diquarks, Torino, Italy, October 28-30, 1996*; (World Sci.), edited by M. Anselmino and E. Predazzi (in press).
- [9] Liang Zuo-tang and R. Rittel, Mod. Phys. Lett. **A12**, 827 (1997).
- [10] J.B. Bjorken, Phys. Rev. **148**, 1467 (1966); *ibid.* **D1**, 1376 (1970).
- [11] J. Ellis and R.L. Jaffe, Phys. Rev. **D9**, 1444 (1974); *ibid.* **D10**, 1669 (1974).
- [12] H1 Collaboration (T. Ahmed *et al.*) Nucl. Phys. **B439**, 471 (1995).
- [13] SMC Collaboration (B. Adeva *et al.*) Phys. Lett. **B412**, 414 (1997).
- [14] SMC Collaboration (D. Adams *et al.*) Phys. Rev. **D56**, 5330 (1997).
- [15] S. Wandzura and W. Wilczek, Phys. Lett. **B72**, 195 (1977).
- [16] A.D. Martin, W.J. Stirling, R.G. Roberts, Phys. Rev. **D50**, 6734 (1994).