

Isocurvature Fluctuations of the M-theory Axion in a Hybrid Inflation Model

Toshiyuki Kanazawa

Department of Physics, School of Science, The University of Tokyo, Tokyo 113-0033, Japan

M. Kawasaki

Institute for Cosmic Ray Research, The University of Tokyo, Tanashi 188-0002, Japan

Naoshi Sugiyama

Department of Physics, Kyoto University, Kyoto 606-8502, Japan

T. Yanagida

Department of Physics, School of Science, The University of Tokyo, Tokyo 113-0033, Japan

Abstract

The M-theory which is the strong-coupling heterotic string theory brings various interesting new phenomenologies to us. The M-theory bulk axion is one of them, whose decay constant is estimated as $F_a \simeq 10^{16}\text{GeV}$. Direct searches for the M-theory axion seem impossible because of the large decay constant. However, we point out that large isocurvature fluctuations of the M-theory axion are obtained in a hybrid inflation model, which will most likely be detectable in future satellite experiments on anisotropies of the cosmic microwave background radiation.

14.80.MZ, 98.65.-r, 98.70.Vc, 98.80.Cq

Typeset using REVTeX

I. INTRODUCTION

It is widely believed that nonperturbative effects play a central role on describing the real world in superstring theories. Horava and Witten [1] have argued that the strong-coupling heterotic string theory is dual to an M-theory compactified on $\mathbf{S}^1/\mathbf{Z}_2$. Low-energy limit of this M-theory is well described by eleven-dimensional supergravity, where the fundamental energy scale is the eleven-dimensional Planck mass $M_{11} \simeq 6 \times 10^{16}\text{GeV}$ rather than the four-dimensional one $M_4 \simeq 2 \times 10^{18}\text{GeV}$ [2]. The four-dimensional Planck mass M_4 is only an effective parameter appearing at low energies.

This M-theory description of strong-coupling heterotic string theory leads to various interesting new phenomenologies. Banks and Dine [3] have pointed out that the bulk moduli fields provide axion candidates in the M-theory compactified further on a Calabi-Yau manifold and some of the axions survive at low energies, since world-sheet instanton effects are suppressed owing to the large compactification radius in the string tension unit. One of the string axions may acquire its mass dominantly from the QCD anomaly and it plays a role of the Peccei-Quinn axion [4] to solve the strong CP problem.

The decay constant F_a of the above M-theory axion is estimated as [3,5]

$$F_a \simeq 10^{16}\text{GeV} \tag{1}$$

which contradicts largely the constraint $10^{10}\text{GeV} \lesssim F_a \lesssim 10^{12}\text{GeV}$, derived in the standard cosmology [6]. However, this problem may be solved by late-time entropy production through decays of moduli fields [7,8] or a thermal inflaton field [9]. Since a very low reheating temperature such as $T_R \simeq 1 - 10\text{MeV}$ is required to solve the above problem, it is hard to imagine a consistent production of the lightest supersymmetric (SUSY) particles as the dark matter [10]. Thus, the M-theory axion seems the most plausible candidate for the dark matter in our universe.

If the M-theory axion is indeed the dark matter, fluctuations of the axion density are mixtures of adiabatic and isocurvature modes in general [11–13]. In this paper we show that

a hybrid inflation model proposed by Linde and Riotto [14] produces naturally isocurvature fluctuations of the axion comparable to the adiabatic ones which are in an accessible range by future satellite experiments on anisotropies of the cosmic microwave background radiation (CMB). The present analysis, therefore, confirms the previous proposal [15].

II. HYBRID INFLATION MODEL

Let us now discuss the hybrid inflation model [14], which contains two kinds of superfields: one is $S(x, \theta)$ and the others are $\psi(x, \theta)$ and $\bar{\psi}(x, \theta)$. The model is based $U(1)_R$ symmetry under which $S(\theta) \rightarrow e^{2i\alpha} S(\theta e^{-i\alpha})$ and $\psi(\theta)\bar{\psi}(\theta) \rightarrow \psi(\theta e^{-i\alpha})\bar{\psi}(\theta e^{-i\alpha})$. The superpotential is then given by

$$W = S(-\mu^2 + \kappa\bar{\psi}\psi), \quad (2)$$

where μ is a mass scale and κ a coupling constant. The scalar potential obtained from this superpotential, in the global SUSY limit, is

$$V = \left| -\mu^2 + \kappa\bar{\psi}\psi \right|^2 + \kappa^2 |S|^2 \left(|\psi|^2 + |\bar{\psi}|^2 \right) + D\text{-terms}, \quad (3)$$

where scalar components of the superfields are denoted by the same symbols as the corresponding superfields. The potential minimum,

$$\langle S \rangle = 0, \quad \langle \psi \rangle \langle \bar{\psi} \rangle = \frac{\mu^2}{\kappa}, \quad |\langle \psi \rangle| = |\langle \bar{\psi} \rangle|, \quad (4)$$

lies in the D -flat direction $|\psi| = |\bar{\psi}|$.¹ By the appropriate gauge and R -transformations in this D -flat direction we can bring the complex S , ψ , $\bar{\psi}$ fields on the real axis:

$$S \equiv \frac{1}{\sqrt{2}}\sigma, \quad \psi = \bar{\psi} \equiv \frac{1}{2}\phi, \quad (5)$$

¹We have assumed $U(1)$ gauge symmetry where $\psi(x, \theta)$ and $\bar{\psi}(x, \theta)$ have opposite charges of the $U(1)$ so that the $\psi\bar{\psi}$ term is allowed.

where σ and ϕ are canonically normalized real scalar fields. The potential in the D -flat directions then becomes

$$V(\sigma, \phi) = \left(-\mu^2 + \frac{1}{4}\kappa\phi^2\right)^2 + \frac{1}{4}\kappa^2\sigma^2\phi^2, \quad (6)$$

and the absolute potential minimum appears at $\sigma = 0$, $\phi = \bar{\phi} = \mu/\sqrt{\kappa}$. However, for $\sigma > \sigma_c \equiv \sqrt{2}\mu/\sqrt{\kappa}$, the potential has a minimum at $\phi = 0$. The potential Eq.(6) for $\phi = 0$ is exactly flat in the σ -direction. The one-loop corrected effective potential (along the inflationary trajectory $\sigma > \sigma_c$ with $\phi = 0$) is given by [16],

$$V_{\text{one-loop}} = \frac{\kappa^2}{128\pi^2} \left[(\kappa\sigma^2 - 2\mu^2)^2 \ln \frac{\kappa\sigma^2 - 2\mu^2}{\Lambda^2} + (\kappa\sigma^2 + 2\mu^2)^2 \ln \frac{\kappa\sigma^2 + 2\mu^2}{\Lambda^2} - 2\kappa^2\sigma^4 \ln \frac{\kappa\sigma^2}{\Lambda^2} \right], \quad (7)$$

where Λ indicates the renormalization scale.

Next, let us consider the supergravity (SUGRA) effects on the scalar potential (ignoring the one-loop corrections calculated above). The R -invariant Kähler potential is given by [17]

$$K(S, \psi, \bar{\psi}) = |S|^2 + |\psi|^2 + |\bar{\psi}|^2 - \frac{\beta}{4}|S|^4 + \dots, \quad (8)$$

where the ellipsis denotes higher order terms, which we neglect in the present analysis. Here, we set the gravitational scale $\sim 2.4 \times 10^{18} \text{GeV}$ equal to unity. Then, the scalar potential becomes [18]

$$V(\sigma, \phi) = \exp\left(\frac{\sigma^2}{2} - \frac{\beta}{16}\sigma^4 + \frac{\phi^2}{2}\right) \left[\frac{1}{4}\kappa^2\phi^2\sigma^2 \left(1 + \frac{\phi^2}{4} - \frac{\mu^2}{\kappa}\right) + \left(1 + \frac{\beta-1}{2}\sigma^2 + \frac{\beta^2+\beta+1}{4}\sigma^4\right) \left(-\mu^2 + \frac{\kappa}{4}\phi^2\right)^2 \right]. \quad (9)$$

As in the global SUSY case, for $\sigma \gtrsim \sigma_c$ the potential has a minimum at $\phi = 0$. The scalar potential for $\sigma \gtrsim \sigma_c$ and $\phi = 0$ becomes

$$V_{\text{SUGRA}} = \mu^4 \left(1 + \frac{\beta}{2}\sigma^2 + \frac{4\beta^2 + 7\beta + 2}{16}\sigma^4 + \dots \right). \quad (10)$$

In the first approximation, we consider that the inflaton potential for $\sigma \gtrsim \sigma_c$ and $\phi = 0$ is given by the simple sum of the one-loop corrections Eq.(7) and the SUGRA potential Eq.(10):

$$\begin{aligned}
V(\sigma) = & \mu^4 \left(1 + \frac{\beta}{2} \sigma^2 + \frac{4\beta^2 + 7\beta + 2}{16} \sigma^4 \right) \\
& + \frac{\kappa^2}{128\pi^2} \left[(\kappa\sigma^2 - 2\mu^2)^2 \ln \frac{\kappa\sigma^2 - 2\mu^2}{\Lambda^2} \right. \\
& \left. + (\kappa\sigma^2 + 2\mu^2)^2 \ln \frac{\kappa\sigma^2 + 2\mu^2}{\Lambda^2} - 2\kappa^2 \sigma^4 \ln \frac{\kappa\sigma^2}{\Lambda^2} \right].
\end{aligned} \tag{11}$$

Hereafter, we study the dynamics of the hybrid inflation with this potential.

We suppose that the inflaton σ is chaotically distributed in space at the Planck time and it happens in some region in space that σ is about the gravitational scale and ϕ is very small (≈ 0). Then, the inflaton σ rolls down slowly the potential and the region inflates and dominates the universe eventually. During the inflation, the potential takes almost a constant value, and the Hubble parameter practically does not change and it is given by $H_I = V^{1/2}/\sqrt{3} \simeq \mu^2/\sqrt{3}$. When σ reaches the critical value σ_c , the phase transition happens and the inflation ends. In order to solve the flatness and horizon problem we need an e-folding number $N \simeq 60$ [6]. In addition, the adiabatic density fluctuations during the inflation should account for the observation by COBE, which leads to [19]

$$\left. \frac{V^{3/2}}{V'} \right|_{N=60} \simeq 5.3 \times 10^{-4}. \tag{12}$$

The evolutions for σ and N are described by

$$\dot{\sigma} = \frac{V'}{3H}, \tag{13}$$

$$\dot{N} = H, \tag{14}$$

which are numerically integrated with $\sigma|_{N=0} = \sigma_c$ and Eq.(12) as boundary conditions. Though the inflaton potential is parametrized by three parameters (i.e., κ , β , and μ), we can reduce the number of the free parameters from three to two by using the constraint Eq.(12). We consider μ as a function of κ and β , i.e. $\mu = \mu(\kappa, \beta)$.

When $\sigma \gtrsim 1$, the slow roll approximation cannot be maintained. Therefore, if the obtained value of $\sigma|_{N=60} \equiv \sigma_0$ is larger than the gravitational scale, we should discard those parameter regions. Also, one of the attractions of the hybrid inflation model is that one

does not have to invoke extremely small coupling constants. Thus we assume all of the coupling constants κ and β to have values of $\mathcal{O}(1)$. Here, we choose $10^{-2} \lesssim \kappa$, $\beta \lesssim 10^{-1}$ as a “reasonable parameter region” (when κ , $\beta \gtrsim 10^{-1}$, σ_0 exceeds unity, and N cannot be as large as 60). The result is shown in Fig. 1, where we plot the Hubble parameter during the inflation, $H_I = \mu^2/\sqrt{3}$, as a function of κ and β . One may see easily from Fig. 1 that H_I is large as $H_I \sim \mathcal{O}(10^{11-12}\text{GeV})$, with the reasonable values of the coupling constants, $10^{-2} \lesssim \kappa$, $\beta \lesssim 10^{-1}$. When H_I has such a large value, the inflation generates large isocurvature fluctuations of the axion if it exists. In the above calculations, we have neglected the isocurvature fluctuations. Hence, to be consistent, we have to take account of the effects of the isocurvature fluctuations when we normalize the inflaton potential by COBE, i.e., we must modify Eq.(12). We will estimate H_I taking account of the isocurvature effects later.

III. ISOCURVATURE FLUCTUATIONS

We now evaluate the contribution of the isocurvature fluctuations assuming the existence of the M-theory axion. Kawasaki, Sugiyama and Yanagida [13] defined α as the ratio of the initial entropy perturbation to the adiabatic one when the universe is radiation dominant, and evaluated it in the form ²

$$\alpha_{\text{KSY}} = \frac{9(V')^2}{4H_I^4 F_a^2 \theta^2}. \quad (15)$$

Here, $F_a \theta$ is the initial value of the axion field. In this paper, we redefine α as the ratio of the *present* (the universe is matter dominant) matter power spectra. Therefore, in our notations, $\alpha = 1$ means that the adiabatic and the isocurvature matter power spectra have the same value in the long wavelength limit. The old version of α_{KSY} in Eq.(15) is related

²Our Eq.(15) is different from Eq.(5) in Ref. [13] by a factor 1/4 due to a typo.

to our new version of α as³

$$\alpha = \left(\frac{2}{15}\right)^2 \left(\frac{10}{9}\right)^2 \alpha_{\text{KSY}} = \left(\frac{4}{27}\right)^2 \alpha_{\text{KSY}} = \frac{4(V')^2}{81H_I^4 F_a^2 \theta^2}. \quad (16)$$

The isocurvature fluctuations give a contribution to the CMB anisotropies which are about six times larger than the adiabatic ones in long wavelength limit. At the COBE scales, this factor somehow decreases, and the precise value depends on Ω_0 and h , and is a monotonic increasing function of those parameters. Here, Ω_0 is the ratio of the present energy density to the critical density, and h is the present Hubble parameter normalized by $100 \text{ km s}^{-1} \text{ Mpc}^{-1}$. If we take $\Omega_0 \simeq 1$ and $h \simeq 0.6$, the factor is approximately $\approx \sqrt{30}$. Therefore, when we take account of the isocurvature fluctuations, the correct COBE normalization is expressed as

$$\left. \frac{V^{3/2}}{V'} \right|_{N=60} \simeq \frac{5.3 \times 10^{-4}}{\sqrt{1+30\alpha}}, \quad (17)$$

rather than as Eq.(12). Here, we have ignored the tensor perturbations since they are negligibly small in our model. Notice that the spectral index is almost unity in our model.

From Eqs.(15), (16), and (17), one may see that

$$\frac{1+30\alpha}{\alpha} \simeq 21 \times \left(\frac{H_I}{10^{12} \text{ GeV}} \right)^{-2} \left(\frac{F_a \theta}{10^{16} \text{ GeV}} \right)^2. \quad (18)$$

For the M-theory axion, the decay constant F_a is estimated as $F_a \simeq 10^{16} \text{ GeV}$ [3,5]. This value is much larger than the constraint on F_a , i.e. $F_a \lesssim 10^{12} \text{ GeV}$ which comes from the requirement that the axion should not overclose the universe. However, as shown in Ref. [7] this constraint is much relaxed if the late-time entropy production occurs. In this case, the unclosure condition for the present universe leads to an upper bound for $F_a \theta$ as

$$F_a \theta \lesssim 4.4 \times 10^{15} \text{ GeV}, \quad (19)$$

³The factor $(2/15)$ comes from the value of the transfer function in the long wavelength limit [12] and the extra factor $(10/9)$ is due to the decay of the gravitational potential at the transition from the radiation dominated universe to the matter dominated one.

where the reheating temperature after late-time entropy production is taken as $T_R = 1\text{MeV}$. Thus, the decay constant $F_a \simeq 10^{16}\text{GeV}$ of the M-theory axion is allowed if we take $\theta \lesssim 0.3$, which is not so unnaturally small number. If one takes $F_a\theta \simeq 10^{12}\text{GeV}$ as in the standard invisible axion model, the isocurvature fluctuations become too large. Thus the large F_a for the M-theory axion is a rather crucial point in our mixed fluctuation model.

We are at the point to evaluate α , which depends on two parameters $F_a\theta$ and H_I as seen from Eq.(18). We take $H_I \simeq 10^{11-12}\text{GeV}$, which has been obtained for the case of $\alpha = 0$. We have, however, found that the similar values of the Hubble constant H_I are obtained even for $\alpha \neq 0$ as long as $|\alpha| \lesssim 1$. In Fig.2 we plot H_I for $\alpha = 0.01$ as an example. From Eq.(18) we derive $\alpha \gtrsim 0.003$ for $F_a\theta \lesssim 4 \times 10^{15}\text{GeV}$ and $H_I \simeq 10^{11-12}\text{GeV}$.

IV. DISCUSSION

The mixture of isocurvature and adiabatic fluctuations is astrophysically interesting. Since the isocurvature fluctuations give six times larger anisotropies of CMB than the adiabatic ones, the mixed fluctuations reduce the amplitude of the power spectrum if the amplitude is normalized by COBE. It is well known that the standard cold dark matter scenario ($\Omega_0 = 1, h = 0.5$) with COBE-normalized pure adiabatic fluctuations predicts too large density fluctuations on scales of galaxies and clusters. This problem is avoided if the isocurvature fluctuations are mixed with adiabatic ones as is pointed in Ref. [13]. Furthermore, it can be shown that for the general flat universe ($\lambda_0 + \Omega_0 = 1$, λ_0 : cosmological constant) the shape and amplitude of the power spectrum is in good agreement with observations if $\alpha \sim 0.05$ [20].

The CMB anisotropies induced by the isocurvature fluctuations can be distinguished from those produced by pure adiabatic fluctuations [13] because the shapes of the angular power spectrum of CMB anisotropies are quite different from each other on small angular scales. The most significant effect of the mixture of the isocurvature fluctuation is that the acoustic peak in the angular power spectrum decreases. In Fig. 3 we show the angular power

spectrum for $\alpha = 0.05$, $\Omega_0 = 0.4$ and $h = 0.7$ as an example. It is seen that the height of the acoustic peak ($\ell \sim 200$) in the case of mixed fluctuations is much reduced compared with the pure adiabatic case.

Since the axion decay constant F_a is much higher than $\sim 10^{12}\text{GeV}$, the direct search for the M-theory axion is impossible. Therefore, the observations on the CMB anisotropies by future satellite experiments (MAP [21], PLANCK [22]) are very crucial to test the M-theory axion hypothesis.

ACKNOWLEDGMENTS

One of the authors (T.K.) is grateful to K. Sato for his continuous encouragement.

REFERENCES

- [1] P. Horava and E. Witten, Nucl. Phys. **B460**, 506 (1996); Phys. Rev. **D54**, 7561 (1996).
- [2] E. Witten, Nucl. Phys. **B471**, 135 (1996).
- [3] T. Banks and M. Dine, Nucl. Phys. **B479**, 173 (1996); Nucl. Phys. **B505**, 445 (1997).
- [4] R. D. Peccei and H. R. Quinn, Phys. Rev. Lett. **38**, 1440 (1977).
- [5] K. Choi, Phys. Rev. **D56**, 6588 (1997);
K. Choi and J. E. Kim, Phys. Lett. **B154**, 393 (1985).
- [6] E. W. Kolb and M. S. Turner, The Early Universe (Addison-Wesley, 1990).
- [7] M. Kawasaki, T. Moroi and T. Yanagida, Phys. Lett. **B383**, 313 (1996).
- [8] T. Banks and M. Dine, Nucl. Phys. **B505**, 445 (1997).
- [9] D. H. Lyth and E. D. Stewart, Phys. Rev. **D53**, 1784 (1996).
- [10] M. Kawasaki, T. Moroi and T. Yanagida, Phys. Lett. **B370**, 52 (1996).
- [11] M.S. Turner and F. Wilczek, Phys. Rev. Lett. **66**, 5 (1991);
A.D. Linde, Phys. Lett. **B259**, 38 (1991).
- [12] D.H. Lyth, Phys. Lett. **236**, 408 (1990).
- [13] M. Kawasaki, N. Sugiyama and T. Yanagida, Phys. Rev. **D54**, 2442 (1996).
- [14] A. Linde and A. Riotto, Phys. Rev. **D56**, 1841 (1997).
- [15] M. Kawasaki and T. Yanagida, Prog. Theor. Phys. **97**, 809 (1997).
- [16] G. Dvali, Q. Shafi and R. Schaefer, Phys. Rev. Lett. **73**, 1886 (1994).
- [17] C. Panagiotakopoulos, Phys. Lett. **B402**, 257(1997).
- [18] For a review, H. P. Nilles, Phys. Rep. **110**, 1 (1984).

- [19] C. L. Bennett et al., *Astrophys. J.* **464**, L1 (1996).
- [20] T. Kanazawa, M. Kawasaki, N. Sugiyama and T. Yanagida, in preparation.
- [21] <http://map.gsfc.nasa.gov/>
- [22] <http://astro.estec.esa.nl/SA-general/Project/Cobras/cobras.html>

FIGURES

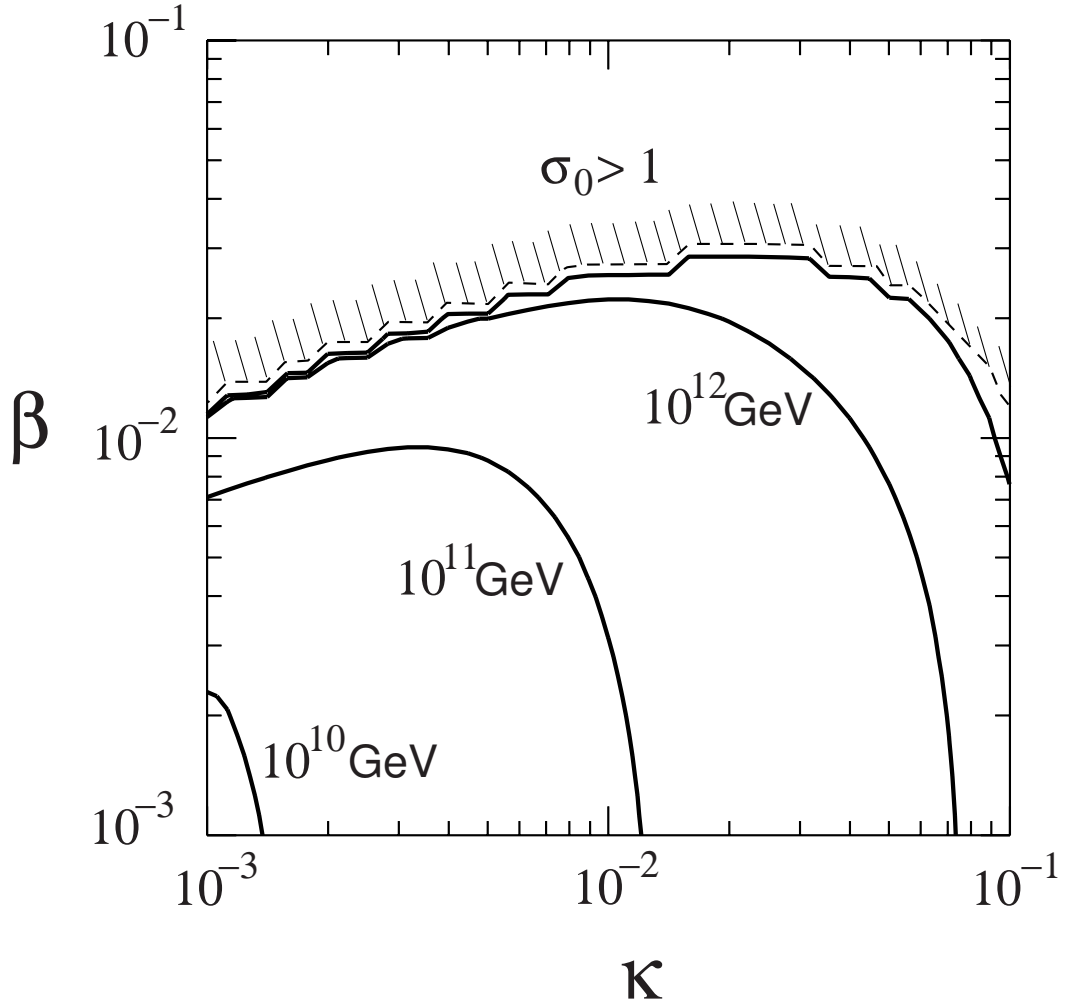


FIG. 1. The Hubble parameter H_I during the inflation which is normalized by the COBE, ignoring tensor perturbations and isocurvature fluctuations. In the region above the dashed line σ_0 exceeds the gravitational scale, $\sigma_0 > 1$, and it is excluded.

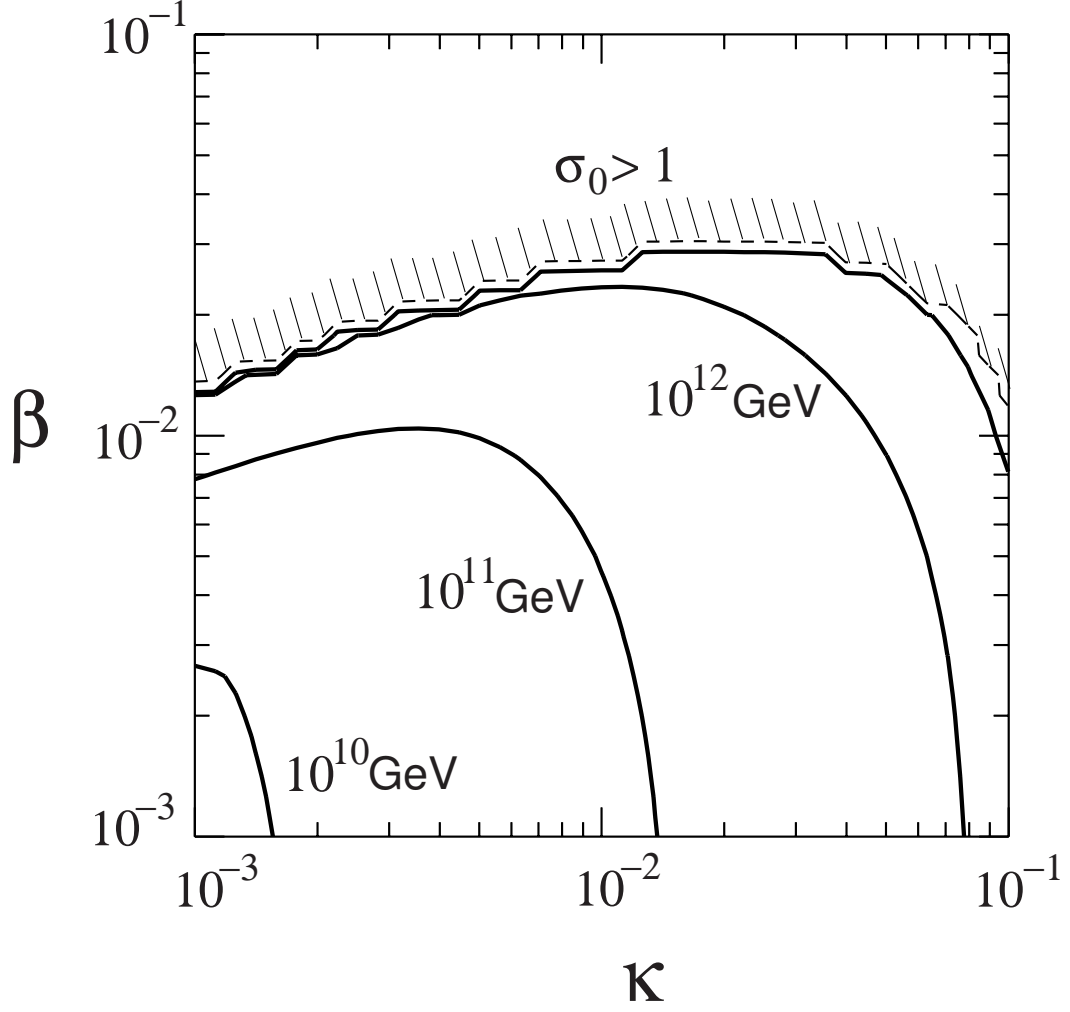


FIG. 2. The Hubble parameter H_I during the inflation which is normalized by the COBE for $\alpha = 0.01$ case, ignoring tensor perturbations. In the region above the dashed line σ_0 exceeds the gravitational scale, $\sigma_0 > 1$, and it is excluded.

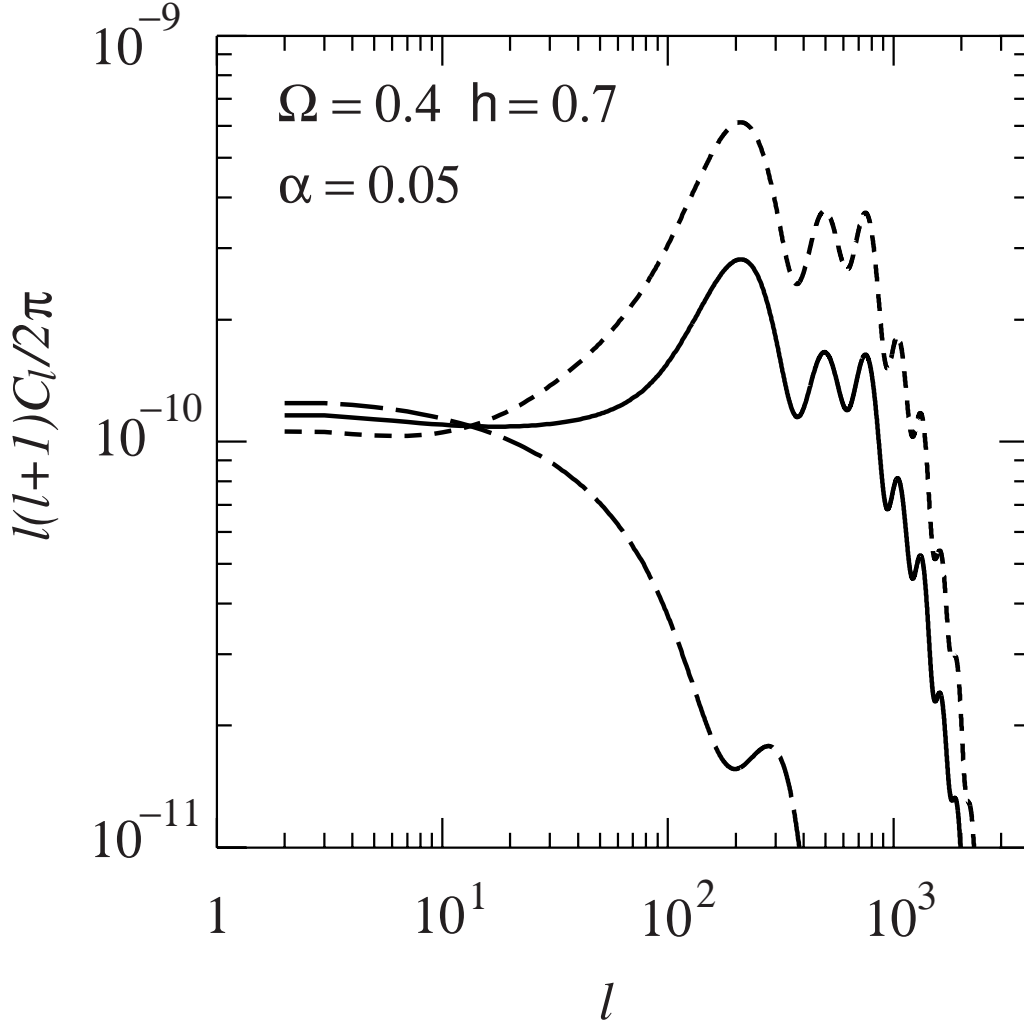


FIG. 3. The CMB angular power spectra normalized by the COBE. Here, we have chosen $\Omega_0 = 0.4$, $h = 0.7$, $\lambda_0 = 0.6$, and $\Omega_B h^2 = 0.015$. A short dashed line corresponds to the pure adiabatic case ($\alpha = 0$), a long dashed line to the pure isocurvature case ($\alpha = \infty$), and a solid line to the case of $\alpha = 0.05$.