

On Random Bubble Lattices

Andrew A. de Laix and Tanmay Vachaspati

Physics Department

Case Western Reserve University

Cleveland OH 44106-7079.

(December 2, 2024)

We study random bubble lattices which can be produced by processes such as first order phase transitions, and derive characteristics that are important for understanding the percolation of distinct varieties of bubbles. Our results are relevant to the formation of defects as they show that infinite domain walls and strings will be produced during appropriate first order transitions, and that the most suitable regular lattice to study defect formation in three dimensions is a face centered cubic lattice. An unexpected application of our work is to the distribution of voids in the large-scale structure of the universe, for which we predict an average coordination number of about 13.

The formation of topological defects has mostly been studied by numerical techniques on a regular lattice [1,2,3]; yet it is known that the numerical results for the statistical properties of topological defects depend on the lattice that is chosen for performing the simulations [4]. Our primary objective is to consider defect formation during first order phase transitions in the continuum (also see [5,6]) and to determine if infinite domain walls and strings will be produced. The results we obtain, however, are of wider applicability, since they apply to any process which leads to a random lattice. An example is the growth of universal large-scale structure, which leads to an observed distribution of voids in galaxy surveys.

First-order phase transitions proceed by the nucleation of bubbles of the low temperature phase in a background of the high temperature phase. The bubbles then grow, collide, and coalesce, eventually filling space with the low temperature phase. In a variety of circumstances, the low temperature phase is not unique. Here we will only consider the case where there are two low temperature phases, which we call plus (+) and minus (−). The interface between two spatial regions containing different phases is called a “domain wall”. We will be interested in determining if the + and − phases percolate (*i.e.* form infinite clusters) after the phase transition. Given that the probability of a bubble being in the plus phase is p , there exists a critical probability p_c such that the + phase percolates only if $p > p_c$. Our goal is to determine p_c . If p_c is found to be less than 0.5, then a range of p exists for which both the + and − phases will percolate and, in this case, infinite domain walls will be formed [7].

Let us begin by studying the structure of the random bubble lattice that is produced during a first order phase transition and later discussing percolation on this lattice. We write the bubble nucleation rate per unit volume as Γ , and we assume that the bubble walls expand at constant speed v . From these quantities we can define a length

scale ξ and a time scale τ by:

$$\xi = \left(\frac{v}{\Gamma}\right)^{1/4}, \quad \tau = \frac{1}{(v^3\Gamma)^{1/4}}, \quad (1)$$

where the exponents have been shown for bubbles in three dimensions. By rescaling all lengths (such as bubble radii) and all times by ξ and τ respectively, the dependence of the problem on Γ and v is eliminated. Therefore dimensionful quantities such as the number density of bubbles of a given size can be rescaled to a universal distribution, and dimensionless quantities, such as the critical percolation probability, will be independent of Γ and v . (We have assumed that the bubble size at nucleation, R_0 , is much smaller than ξ so that it can be taken to be zero. For phase transitions in which this is not true, we can expect departures from universality. We are also ignoring phase equilibration processes that occur during the phase transition.)

In a computer simulation, there are two other scales that enter. These are the size of the simulation and the time over which the process is studied. If the size of the simulation is very large, the length scale is effectively infinite and does not play a role in the properties of the bubble lattice. Also, we are only interested in the bubble statistics once the bubbles fill the simulation volume and the phase transition is complete. At this stage, the properties of the bubble lattice are fixed and further evolution does not play a role. Hence, if we observe the lattice at any time greater than the phase transition completion time, the observation time will not enter the properties of the bubble lattice. We have verified numerically that quantities such as the size distribution of bubbles are universal. Hence we can simulate the random bubble lattice for any convenient choice of parameters.

We have simulated the nucleation and growth of bubbles leading to the completion of the phase transition following the scheme described in [5]. We construct the

three dimensional (dual) bubble lattice by connecting the centers of bubbles that have collided (Fig. 1). The bubble lattice is almost fully triangulated though some violations of triangulation can occur. (For example, if a tiny bubble gets surrounded by two large bubbles, the center of the tiny bubble will only be connected to the centers of the two surrounding bubbles and this can lead to plaquettes on the lattice that are not triangular.) The characteristics of this bubble lattice hold the key to the percolation of phases and the formation of topological defects. In particular, the average number of vertices to which any vertex is connected is expected to play a crucial role. This number is called the “coordination number” of the lattice, and we now determine this quantity analytically.

First we consider the two dimensional case. We denote the number of points in the lattice by P , the number of edges by E and the number of faces by F . Then the Euler-Poincaré formula [8] tells us

$$\chi = P - E + F \quad (2)$$

where, χ is the Euler character of the lattice and is related to the number of holes in the lattice (genus). In our case, the lattice covers a plane which we can compactify in some way, say by imposing periodic boundary conditions. Then χ is the genus of the compact two dimensional surface. For us it will only be important that $\chi = O(1)$. Next, if \bar{z} is the (average) coordination number, we can see that

$$E = \frac{\bar{z}}{2} P ,$$

since, a given point is connected to \bar{z} other points but each edge is bounded by two points. Also,

$$F = \frac{2}{3} E ,$$

since each line separates 2 faces but then each face is bounded by 3 lines. Now, using (2) gives

$$1 - \frac{\bar{z}}{2} + \frac{\bar{z}}{3} = \frac{\chi}{P} \simeq 0 ,$$

since P is assumed to be very large. Therefore, in two dimensions, $\bar{z} = 6$ [9].

In three dimensions the analysis to evaluate \bar{z} is somewhat more complicated. The Euler-Poincaré formula now says

$$\chi = P - E + F - V , \quad (3)$$

where V is the number of volumes in the lattice. Now, in addition to the usual coordination number \bar{z} , we also need to define a “face coordination number” \bar{y} which counts the average number of faces sharing a common edge. In terms of \bar{y} and \bar{z} , the relations between the various quantities for a triangulated three dimensional lattice are:

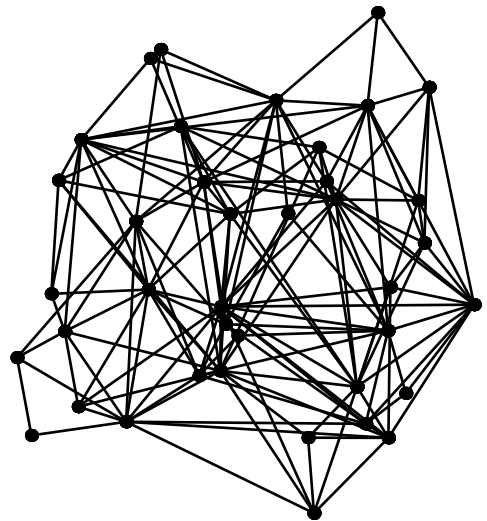
$$E = \frac{\bar{z}}{2} P , \quad F = \frac{\bar{y}}{3} E , \quad V = \frac{2}{4} F , \quad (4)$$

where the first equation is as in two dimensions, the second equation follows from the definition of \bar{y} and the fact that the lattice is triangulated, and the last relation follows because a face separates two volumes and a volume is bounded by four faces that form a tetrahedron. Inserting these relations in (3) leads to:

$$\bar{z} = \frac{12}{6 - \bar{y}} , \quad (5)$$

where, as before, we assume that P is very large and ignore the χ/P term. Note that the relation between \bar{y} and \bar{z} is purely topological and will hold for any triangulated lattice.

FIG. 1. A portion of the three dimensional dual bubble lattice.



We now want to estimate \bar{y} . For this we work in a “mean field” approximation where we assume that the edge lengths are fixed. We consider two vertices A and B separated by a unit distance. Now we wish to find the number of points that can be connected to both A and B , subject to the constraint that connected points are at unit distance from each other. This will give the (average) number of faces that share the edge from A to B and hence will be the face coordination number \bar{y} . Let us choose A to be at the center of a sphere of unit radius and B to be at the North pole. Then the additional points P_1, \dots, P_y , have to lie on the circle at latitude 60 degrees to satisfy the distance constraint. Then one finds that the azimuthal angular separation of two sequential points P_i and P_{i+1} is 70.5 degrees. Therefore

$$\bar{y} = \frac{360}{70.5} = 5.1, \quad (6)$$

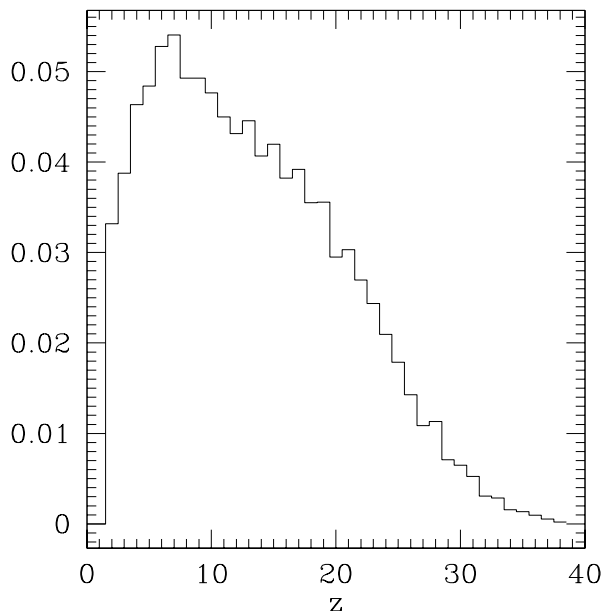
which then leads to [10]

$$\bar{z} = 13.4 . \quad (7)$$

It is worth noting the ingredients that have entered into the analytic estimate of \bar{z} . The relation (5) is a topological statement about the lattice, but the estimate for \bar{y} is geometric, depending on the assumption that the edges have fixed length. (In principle, the edge lengths can fluctuate but our estimate for \bar{y} will still be valid if the fluctuations average out.) So the numerical values for \bar{y} and \bar{z} should be viewed as being approximate.

In Fig. 2 we show the distribution of coordination number in our three dimensional simulations. The average coordination number is found to be $\bar{z} = 13.34 \pm 0.05$ and agrees quite closely with our analytical estimate. However, the distribution of z is skewed with a modal value $z = 7$.

FIG. 2. The coordination number relative frequency distribution for the three dimensional dual bubble lattice.



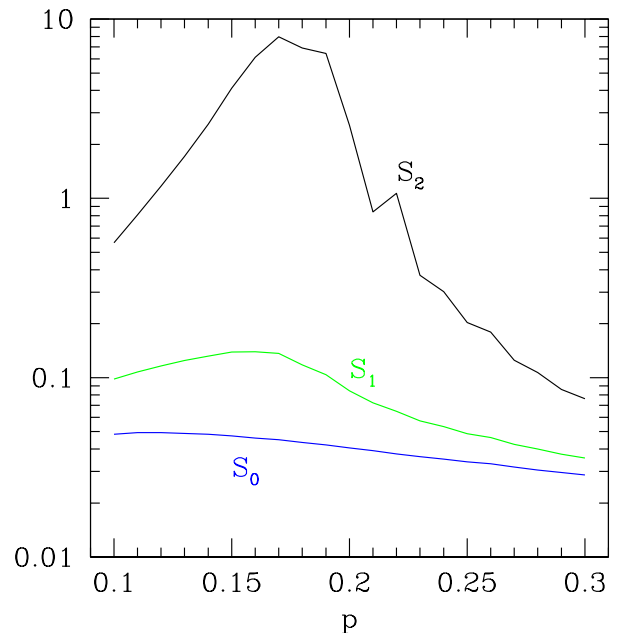
We now turn to the formation of defects on the bubble lattice. We put a + phase on a bubble with probability p and a - phase with probability $1 - p$. We then find the size distribution of + clusters and calculate the moments of the cluster distribution function after removing the largest cluster from the distribution [11]. That is, we calculate:

$$S_l(p) = \sum_s s^l n_s(p) \quad (8)$$

for $l = 0, 1, 2, \dots$, where the sum is over cluster sizes (s) but does not include the largest cluster size, and $n_s(p)$ is the number of clusters of size s divided by the total number of bubbles. In Fig. 3 we show the first three moments as a function of p , where the turning point in S_2 marks

the onset of percolation. To understand this, first consider the behavior of the second moment for small p . As we increase p , there are fewer + clusters (as seen from the S_0 graph) probably due to mergers, but the merged cluster sizes are bigger (as seen from the S_1 graph). Since the second moment places greater weight on the size of the cluster than on the number density, it grows for small p . For large p , however, as we increase p further, the additional + clusters join the largest cluster of +’s and are not counted in the second moment. In fact, some of the smaller clusters also merge with the largest cluster and get removed from the sum in (8). This causes the second moment to decrease at large p . Hence, the second moment has a turning point and the location of this turning point at p_c marks the onset of percolation. In three dimensions we find $p_c = 0.17 \pm 0.01$ (from Fig. 3), which is well under 0.5, while in two dimensions we find $p_c = 0.50 \pm 0.01$ which is consistent with 0.50. (The two dimensional version of Fig. 3 may be found in [7].)

FIG. 3. The zeroth, first and second moments of the cluster distribution function versus the probability p in three dimensions.



It is interesting to compare the critical probabilities we have found with lattice based results for site percolation where the regular lattice has a coordination number close to that of the random bubble lattice. In two dimensions a triangular lattice has $\bar{z} = 6$ and $p_c = 0.5$. In three dimensions, a face centered cubic lattice has $\bar{z} = 12$ and $p_c = 0.198$ [11]. These values of the critical probabilities are fairly close to our numerical results. Hence it seems that that most suitable regular lattice for studying first order phase transitions in two dimensions is a triangular lattice and in three dimensions is a face centered cubic

lattice.

The rather low value of p_c in three dimensions means that domain walls formed between degenerate vacua ($p = 0.5$) will percolate and almost all of the wall energy will be in one infinite wall. Furthermore, even if the vacua are not degenerate, *i.e.* there is bias in the system, infinite domain walls will be produced provided $p \gtrsim 0.17$ —a fact that is important for cosmological scenarios such as described in [12]. In two dimensions, we find that p_c is consistent with 0.5 and so domain interfaces in two dimensions may or may not percolate.

Domain walls are not the only class of defects to which our results apply. They also have implications for the formation of cosmic strings, since these may be regarded as being located at the intersection of two distinct walls [3]. One can consider the walls formed at the interface of $+$ and $-$ clusters as we did above and also walls formed at the interface of two other independent phases (say \oplus and \ominus). If there is percolation, these two kinds of walls will be infinite, uncorrelated, and with no particular spatial symmetry. Then it can be expected that they will intersect mostly along curves of infinite length which will correspond to infinite cosmic strings. So our results indicate that infinite strings are not a lattice artifact and should be produced in first order phase transitions. (Preliminary results from our ongoing simulations of string formation on the random bubble lattice indicate that the fraction of infinite strings is about 0.85.)

Finally, our analysis of the bubble lattice has an unexpected application to the large-scale structure of the universe. Astronomical surveys show a universe filled with vast empty regions (voids) that are outlined by walls of galaxies. If we place vertices at the centers of the voids and then connect the vertices belonging to neighboring voids, we will get a lattice much like those we have been considering in the context of first order phase transitions. Since the relation (5) is purely topological, it will also hold for the dual void lattice. Further, working in the mean field approximation for the sizes of the voids, our estimate for \bar{y} in (6) holds. Therefore we predict that a void should have about 13 neighboring voids on average. This prediction will be modified if there is spatial curvature in the universe, or if there are correlations between the locations of void centers and their sizes. (For example, if large voids are preferentially surrounded by small voids.) The curvature modification is, however, proportional to χ^2 where $\chi \lesssim 10^{-2}$ is the void size divided by the spatial curvature radius, and hence is negligible for cosmology. The modification in the coordination number due to correlations in the void distribution needs to be investigated further but a significant effect may be turned around to provide a probe of large-scale structure formation. Indeed, the distribution of coordination number (corresponding to Fig. 2) may turn out to be a valuable tool in characterizing the large-scale structure.

In conclusion, we have shown that the bubble distri-

bution resulting from a first order phase transition has a universal character and has a coordination number that we have determined analytically. The analysis shows that a triangular lattice in two dimensions and a face centered cubic lattice in three dimensions closely simulate the bubble lattice. The study of percolation on the bubble lattice also supports this finding and we have found the critical percolation probability for the bubble lattice in both two and three dimensions. The result shows that infinite domain walls will be produced in three dimensions even when there is significant bias in the system. These findings also imply that infinite cosmic strings will be formed during a first order phase transition and are not a lattice artifact. Finally we have applied our results to the void lattice in the large-scale structure of the universe and, based on some general assumptions, predict an average of about 13 neighbors to a void.

Acknowledgments

We are grateful to Nick Rivier for his crucial input and to Harsh Mathur for extensive discussions throughout the course of this work. This research was supported by the DoE.

-
- [1] T. Vachaspati and A. Vilenkin, Phys. Rev. **D30**, 2036 (1984).
 - [2] J. Robinson and A. Yates, Phys. Rev. **D54**, 5211 (1996).
 - [3] R. J. Scherrer and A. Vilenkin, Phys. Rev. **D56**, 647 (1997); also hep-ph/9709498.
 - [4] R. J. Scherrer and J. Frieman, Phys. Rev. **D33**, 3556 (1986).
 - [5] J. Borrill, T. W. B. Kibble, T. Vachaspati and A. Vilenkin, Phys. Rev. **D52**, 1934 (1995).
 - [6] J. Borrill, Phys. Rev. Lett. **76**, 3255 (1996).
 - [7] T. Vachaspati, ICTP 1997 Summer School Lectures on Cosmology, hep-ph/9710292 (1997).
 - [8] C. Nash and S. Sen, “Topology and Geometry for Physicists”, Academic Press, London (1983).
 - [9] This proof was provided to us by N. Rivier (private communication). For a review see the contribution by N. Rivier in “Disorder and Granular Media”, eds. D. Bideau and A. Hansen (North-Holland, 1993).
 - [10] H. S. M. Coxeter, Ill. J. Math. **2**, 746 (1958); J. A. Dodds, J. Coll. Interf. Sci. **77**, 317 (1980); N. Rivier, J. Physique Coll. **43**, C9-91 (1982).
 - [11] D. Stauffer, Phys. Rep. **54**, 1 (1979).
 - [12] G. Dvali, H. Liu and T. Vachaspati, Phys. Rev. Lett. **80**, 2281 (1998).