

MZ-TH/98-02  
hep-ph/9802374  
February 1998

# QCD Sum Rule Determination of $\alpha(M_Z)$ with Minimal Data Input

S. Groote, J.G. Körner, K. Schilcher

Institut für Physik, Johannes-Gutenberg-Universität,  
Staudinger Weg 7, D-55099 Mainz, Germany

and N.F. Nasrallah

Faculty of Science, Lebanese University,  
P.O. Box 826, Tripoli, Lebanon

## Abstract

We present the results of a new evaluation of the running fine structure constant  $\alpha$  at the scale of the  $Z$  mass in which the role of the  $e^+e^-$  annihilation input data needed in this evaluation is minimized. This is achieved by reducing the weight function  $M_Z^2/(s(M_Z^2-s))$  in the dispersion integral over the  $e^+e^-$  annihilation data by subtracting a polynomial function from the weight function which mimicks its energy dependence in a given energy interval. In order to compensate for this subtraction the same polynomial weight integral is added again but is now evaluated on circles in the complex plane using QCD and global duality. For the hadronic contribution to the shift in the fine structure constant we obtain  $\Delta\alpha_{\text{had}}^{(5)} = (278.9 \pm 4.5) \cdot 10^{-4}$ . Adding in the leptonic contributions our final result is  $\alpha(M_Z)^{-1} = 128.907 \pm 0.062$ .

*Preliminary version*

# 1 Introduction

Currently there is a great deal of interest in the accurate determination of the running fine structure constant  $\alpha$  at the scale of the  $Z$  mass [1, 2, 3, 4]. The value of  $\alpha(M_Z)$  is of paramount importance for all precision tests of the Standard Model. Furthermore, an accurate knowledge of  $\alpha(M_Z)$  is instrumental in narrowing down the mass window for the last missing particle of the Standard Model, the Higgs particle.

The main source of uncertainty in the determination of  $\alpha(M_Z)$  is the hadronic contribution to  $e^+e^-$  annihilations needed for this evaluation. The necessary dispersion integral that enters this calculation has in the past been evaluated by using these experimental  $e^+e^-$  annihilation data. Disparities in the experimental data between different experiments suggest large systematic uncertainties in each of the experiments. In order to reduce the influence of these systematic uncertainties on the determination of  $\alpha(M_Z)$  the authors of [3, 5] have added theoretical input to the evaluation.

Global duality states that QCD can be used in weighted integrals over a spectral function if the spectral function is multiplied by polynomials (i.e. moments) but not if multiplied by a singular function such as  $H(s)$  shown in (3). For very large values of  $s$  local duality is expected to hold, however, i.e.  $Im \Pi(s) \approx Im \Pi^{QCD}(s)$ . The authors of [3] use QCD perturbation theory in the form of local duality in the region above  $s = (1.5 GeV)^2$  for the light flavours. The authors of [5] use perturbative results for energy regions outside the charm and bottom threshold regions. In the threshold region they use renormalized data where the renormalization of the threshold data from each experiment is carried out by comparing with QCD perturbation theory outside of the threshold region. The authors of [3, 5] differ in their treatment of the data. Both of the models suffer from assumptions on the nature of the systematic uncertainties of the data.

Our approach is quite different. We attempt to minimize the influence of data in the dispersion integral over the whole energy region including the threshold regions. The essence of our method is to reduce the kinematical weight function in the dispersion integral by subtracting a polynomial weight function which mimicks the weight function in a given energy interval. In order to compensate for this subtraction the same polynomial function is added again, but now its contribution is evaluated on a circle in the complex plane using QCD and global duality.

# 2 The method

The hadronic contributions to the effective fine structure constant can both be expressed as a weighted dispersion integral over the total  $e^+e^-$  hadronic annihilation cross section  $R(s)$  or, equivalently, over the imaginary part of the correlator of two electromagnetic currents. Our normalization is such that  $R(s) = 12\pi Im \Pi(s)$  where the four-transverse of the current-current correlator  $\Pi(s)$  is defined by

$$i \int \langle 0 | j_\alpha^{em}(x) j_\beta^{em}(0) | 0 \rangle e^{iqx} d^4x = (-g_{\alpha\beta} q^2 + q_\alpha q_\beta) \Pi(q^2). \quad (1)$$

The hadronic contribution to the fine structure constant at  $M_Z$  is determined by

$$\Delta\alpha_{\text{had}}(M_Z) = \frac{\alpha}{3\pi} \text{Re} \int_{s_0}^{\infty} R(s) H(s) ds, \quad (2)$$

where the weight function  $H(s)$  is given by

$$H(s) = \frac{M_Z^2}{s(M_Z^2 - s)}. \quad (3)$$

The physical threshold  $s_0 = 4m_\pi^2$  arises for the light quark current. For the heavy quark currents, the relevant thresholds values are given by  $m_\Psi^2$  and  $m_\Upsilon^2$ , respectively.

The usual procedure is to substitute the experimental cross section into Eq. (2) up to a very high momentum transfer  $s_1$ , where it is hoped that  $R(s)$  can safely be replaced by  $12\pi \text{Im} \Pi^{\text{QCD}}(s)$ . Since the dispersion integral far from the  $Z$ -pole is essentially weighted by  $1/s$ , the perturbatively evaluated contribution is much smaller than the phenomenologically determined one. Comparison of such results with the experiment data tests little beyond pure QED. In addition there are large systematic errors in the total hadronic  $e^+e^-$  annihilation cross section data. So it may be hoped that the inclusion of additional theoretical input on the strong interaction may reduce the resulting error in the integral of Eq. (1).

In this paper we shall extend and elaborate on a technique proposed in [6] that allows to incorporate results of perturbative QCD into the evaluation of the dispersion integral in Eq. (2). We explain the method for the case of the light quark contributions due to the light flavours  $u$ ,  $d$  and  $s$ . For this purpose we split the region of integration up into two parts, one from the threshold  $s_0 = 4m_\pi^2$  to some large radius  $s_1$ , and another part from  $s_1$  to  $s = \infty$ . As  $H(s)$  is not an analytic function, QCD cannot be directly employed for  $s < s_1$ , the low energy part of the integral in Eq. (2). The concept of this approach therefore consists in constructing a polynomial which approximates the function  $H(s)$  in a given energy interval. This polynomial will be determined by the method of the least squares with some additional constraints which we will discuss later on. It is evident that we can add and subtract an additional term to the low energy part where  $H(s)$  is replaced by the polynomial function  $P_N(s)$  of degree  $N$ , namely

$$\int_{s_0}^{s_1} \frac{1}{\pi} \text{Im} \Pi(s) H(s) ds = \int_{s_0}^{s_1} \frac{1}{\pi} \text{Im} \Pi(s) (H(s) - P_N(s)) ds + \int_{s_0}^{s_1} \frac{1}{\pi} \text{Im} \Pi(s) P_N(s) ds. \quad (4)$$

Note that this equation is an *exact* sum rule if we use the *full* QCD to calculate the different parts of it. Because the full QCD is still not known, we have to use this equation as an approximation. Using the proposed concept we will do this in a most efficient way. For the first part of the right hand side we will use the data set given by [1]. The difference  $H(s) - P_N(s)$  will suppress the influence of the experimental data for increasing order  $N$ . The second term will be filled by the theoretical concept of QCD. For this part we use Cauchy's theorem

$$\int_{s_0}^{s_1} \frac{1}{\pi} \text{Im} \Pi(s) P_N(s) ds = -\frac{1}{2\pi i} \oint_{|s|=s_1} \Pi(s) P_N(s) ds + \frac{1}{2\pi i} \oint_{|s|=s_0} \Pi(s) P_N(s) ds. \quad (5)$$

where we have to mention that at threshold the contribution of the correlator has to vanish,  $\Pi(s) = 0$ . So we finally end up with

$$12\pi \int_{s_0}^{s_1} \text{Im} \Pi(s) H(s) ds \approx \int_{s_0}^{s_1} R(s) (H(s) - P_N(s)) ds + 6\pi i \oint_{|s|=s_1} \Pi^{\text{QCD}}(s) P_N(s) ds. \quad (6)$$

It is generally believed that the results of perturbative QCD are valid on a circle of large radius in the complex plane, except possibly near the real axis. On the real axis instanton effects are likely to contribute significantly [7], invalidating the use of local duality, except for very large values of  $s$ . For example, the spectral function of the axial vector current extracted from  $\tau$  decay [8] seems to differ from the perturbative QCD prediction at  $s = m_\tau^2$  by about a factor of three. We therefore impose as a first condition on the polynomial, that it vanishes for  $s = s_1$ . Further conditions can be introduced and are usually tailored to the specific problem at hand. In the case of the light quark we impose in addition, that the polynomial should coincide with the function  $H(s)$  near the  $\rho$  resonance, the major contribution to the hadronic spectral function. Similarly, for the heavy quarks we will require that the polynomial coincides with  $H(s)$  at threshold where the resonances accumulate. In this way the largest part of the first integral on the rhs. of Eq. (6) is greatly reduced.

It may appear on first glance that, by increasing the degree  $N$  of the polynomial, the phenomenological contribution can be made arbitrary small. This is, however, not the case if the perturbation series is only known to a finite order. Higher degrees of the polynomial put more and more emphasis on the unknown higher order power suppressed terms, such as condensates for the light quarks or higher order terms in the mass expansion of the heavy quarks. This restriction on the degree of the polynomial approximation is correlated with the condition, that the fitting range should not be too large. For the light flavours we have therefore decided to move the point of coincidence from the  $\rho$  resonance to the point  $s = (1 \text{ GeV})^2$ . This point is close enough to the  $\rho$  resonance to suppress the influence of the data substantially, and large enough to allow meaningful polynomial approximations to  $H(s)$  in this region of rapid change. A plot of this polynomial approximation for different degrees is shown in Fig. 1(a). The consistency of the procedure was, however, checked for various choices of polynomial functions.

### 3 The light flavour contribution

The first region corresponding to the light flavours  $u$ ,  $d$  and  $s$  and extends from  $4m_\pi^2$  to  $m_\Psi^2 = (3.1 \text{ GeV})^2$ , the opening of the charm threshold. In the region near threshold the function  $H(s)$  rises rapidly. This rise cannot be harmonized by the polynomial approximation, but fortunately the annihilation cross section is very small near the threshold. To obtain a reasonable polynomial approximation, we therefore minimize  $H(s) - P_N(s)$  only on the interval from  $m_\rho^2$  to  $m_\Psi^2$ . For the light quarks, the two-point functions are known up to four loops in QCD perturbation theory [9]. With the help of the operator product expansion we can distinguish the contribution of the unit operator, conventionally called

the perturbative part

$$\begin{aligned}
\Pi^P(s) = & \frac{3}{16\pi^2} \sum_{i=1}^{n_f} Q_i^2 \left[ \frac{20}{9} + \frac{4}{3}L + C_F \left( \frac{55}{12} - 4\zeta_3 + L \right) \frac{\alpha_s}{\pi} \right. \\
& - C_F^2 \left( \frac{143}{72} + \frac{37}{6}\zeta_3 - 10\zeta_5 + \frac{1}{8}L \right) \left( \frac{\alpha_s}{\pi} \right)^2 \\
& + C_A C_F \left( \frac{44215}{2592} - \frac{227}{18}\zeta_3 - \frac{5}{3}\zeta_5 + \frac{41}{8}L - \frac{11}{3}\zeta_3 L + \frac{11}{24}L^2 \right) \left( \frac{\alpha_s}{\pi} \right)^2 \\
& - C_F T_F (n_f + 1) \left( \frac{3701}{648} - \frac{38}{9}\zeta_3 + \frac{11}{6}L - \frac{4}{3}\zeta_3 L + \frac{1}{6}L^2 \right) \left( \frac{\alpha_s}{\pi} \right)^2 \\
& + \left\{ 8 + C_F(16 + 12L) \frac{\alpha_s}{\pi} \right. \\
& + C_F^2 \left( \frac{1667}{24} - \frac{5}{3}\zeta_3 - \frac{70}{3}\zeta_5 + \frac{51}{2}L + 9L^2 \right) \left( \frac{\alpha_s}{\pi} \right)^2 \\
& + C_A C_F \left( \frac{1447}{24} + \frac{16}{3}\zeta_3 - \frac{85}{3}\zeta_5 + \frac{185}{6}L + \frac{11}{2}L^2 \right) \left( \frac{\alpha_s}{\pi} \right)^2 \\
& \left. - C_F T_F \left( \frac{64}{3} - 16\zeta_3 + (n_f + 1) \left( \frac{95}{6} + \frac{26}{3}L + 2L^2 \right) \right) \left( \frac{\alpha_s}{\pi} \right)^2 \right\} \frac{m_q^2}{s} \\
& + \left( 3k_2 L + \frac{1}{2}(k_0\beta_1 + 2k_1\beta_0)L^2 \right) \left( \frac{\alpha_s}{\pi} \right)^3 + O(\alpha_s^4) + O(m_q^4/s^2) \Big] \quad (7)
\end{aligned}$$

with  $k_0 = 1$ ,  $k_1 = 1.63982$  and  $k_2 = 6.37101$  (for the  $\beta_i$  see below) and the condensate contribution, called the non-perturbative part

$$\begin{aligned}
\Pi^{\text{NP}}(s) = & \frac{1}{6\pi^2} \left( 1 + \frac{\alpha_s}{\pi} \right) L + \frac{m_s^2}{36\pi^2 s} \left( 6 + (16 + 12L) \frac{\alpha_s}{\pi} \right) + \frac{1}{18s^2} \left( 1 + \frac{7\alpha_s}{6\pi} \right) \langle \frac{\alpha_s}{\pi} G^2 \rangle \\
& + \frac{8}{9s^2} \left( 1 + \frac{\alpha_s}{4\pi} C_F + \dots \right) \langle m_u \bar{u}u \rangle + \frac{2}{9s^2} \left( 1 + \frac{\alpha_s}{4\pi} C_F + \dots \right) \langle m_d \bar{d}d \rangle \\
& + \frac{2}{9s^2} \left( 1 + \frac{\alpha_s}{4\pi} C_F + (5.8 + 0.92L) \frac{\alpha_s^2}{\pi^2} \right) \langle m_s \bar{s}s \rangle \\
& + \frac{\alpha_s^2}{9\pi^2 s^2} (0.6 + 0.333L) \langle m_u \bar{u}u + m_d \bar{d}d \rangle \\
& - \frac{C_A m_s^2}{36\pi^2 s^2} \left( 1 + 2L + (0.7 + 7.333L + 4L^2) \frac{\alpha_s}{\pi} \right) + \frac{448\pi}{243s^3} \alpha_s |\langle \bar{q}q \rangle|^2 + O(s^{-4}) \quad (8)
\end{aligned}$$

where  $L = \ln(-\mu^2/s)$ , using the  $SU(3)$  colour factors  $C_F = 4/3$ ,  $C_A = 3$  and  $T_F = 1/2$  as well as the number  $n_f$  of active flavours.

The result depends logarithmically on the renormalization point  $\mu$  and on the parameters of the theory-like values of the strong coupling constant, the quark masses and the condensates which are renormalized at  $\mu$ . As advocated in [10], we implement the renormalization group improvement for the moments of the electromagnetic correlator by performing the integrations over the circle of radius  $s = s_1$  with constant parameters, i.e.

renormalized at a fixed scale  $\mu$ , and subsequently extrapolating these parameters from a reference point to  $\mu^2 = s_1$  using the four-loop  $\beta$  function. In other words, we impose the renormalization group on the moments rather than on the correlator itself. This procedure is not only technically simpler but also avoids possible inconsistencies of the usual one, i.e. applying the renormalization group to the correlator, expanding in powers of  $\ln(s/\mu^2)$  and carrying out the complex integration only at the end. The reference point is in our case parametrized by  $\Lambda_{\overline{\text{MS}}}$ .

For the coupling constant  $\alpha_s$  of the strong interaction we use [11]

$$\begin{aligned} \frac{\alpha_s(\mu^2)}{\pi} = & \frac{1}{\beta_0 L} - \frac{\beta_1 \ln L}{\beta_0(\beta_0 L)^2} + \frac{1}{(\beta_0 L)^3} \left[ \frac{\beta_1^2}{\beta_0^2} (\ln^2 L - \ln L - 1) + \frac{\beta_2}{\beta_0} \right] \\ & - \frac{1}{(\beta_0 L)^4} \left[ \frac{\beta_1^3}{\beta_0^3} \left( \ln^3 L - \frac{5}{2} \ln^2 L - 2 \ln L + \frac{1}{2} \right) + 3 \frac{\beta_1 \beta_2}{\beta_0^2} \ln L - \frac{\beta_3}{2\beta_0} \right] \end{aligned} \quad (9)$$

where in this case  $L = \ln(\mu^2/\Lambda_{\overline{\text{MS}}}^2)$  and

$$\begin{aligned} \beta_0 &= \frac{1}{2} \left[ 11 - \frac{2}{3} n_f \right], \\ \beta_1 &= \frac{1}{16} \left[ 102 - \frac{38}{3} n_f \right], \\ \beta_2 &= \frac{1}{64} \left[ \frac{2857}{2} - \frac{5033}{18} n_f + \frac{325}{54} n_f^2 \right], \\ \beta_3 &= \frac{1}{256} \left[ \frac{149753}{6} + 3564 \zeta(3) - \left( \frac{1078361}{162} + \frac{6508}{27} \zeta(3) \right) n_f \right. \\ &\quad \left. + \left( \frac{50065}{162} + \frac{6472}{81} \zeta(3) \right) n_f^2 + \frac{1093}{729} n_f^3 \right]. \end{aligned} \quad (10)$$

For the running quark mass we use [12]

$$\frac{\bar{m}(\mu^2)}{\bar{m}(m^2)} = \frac{c(\alpha_s(\mu^2)/\pi)}{c(\alpha_s(m^2)/\pi)} \quad (11)$$

with [13]

$$\begin{aligned} c(x) = & x^{\gamma_0/\beta_0} \left\{ 1 + \left[ \frac{\gamma_1}{\beta_0} - \frac{\gamma_0 \beta_1}{\beta_0^2} \right] x + \frac{1}{2} \left[ \frac{\gamma_2}{\beta_0} - \frac{\gamma_1 \beta_1 + \gamma_0 \beta_2}{\beta_0^2} + \frac{\gamma_0 \beta_1^2}{\beta_0^3} + \left( \frac{\gamma_1}{\beta_0} - \frac{\gamma_0 \beta_1}{\beta_0^2} \right)^2 \right] x^2 \right. \\ & + \left[ \frac{1}{3} \left( \frac{\gamma_3}{\beta_0} - \frac{\gamma_2 \beta_1 + \gamma_1 \beta_2 + \gamma_0 \beta_3}{\beta_0^2} + \frac{\gamma_1 \beta_1^2 + 2 \gamma_0 \beta_1 \beta_2}{\beta_0^3} - \frac{\gamma_0 \beta_1^3}{\beta_0^4} \right) \right. \\ & \left. \left. + \frac{1}{2} \left( \frac{\gamma_1}{\beta_0} - \frac{\gamma_0 \beta_1}{\beta_0^2} \right) \left( \frac{\gamma_2}{\beta_0} - \frac{\gamma_1 \beta_1 + \gamma_0 \beta_2}{\beta_0^2} + \frac{\gamma_0 \beta_1^2}{\beta_0^3} \right) + \frac{1}{6} \left( \frac{\gamma_1}{\beta_0} - \frac{\gamma_0 \beta_1}{\beta_0^2} \right)^3 \right] x^3 + \dots \right\}. \end{aligned} \quad (12)$$

where

$$\gamma_0 = 1, \quad (13)$$

$$\gamma_1 = \frac{1}{6} \left[ \frac{202}{3} - \frac{20}{9} n_f \right],$$

$$\gamma_2 = \frac{1}{64} \left[ 1249 - \left( \frac{2216}{27} + \frac{160}{3} \zeta(3) \right) - \frac{140}{81} n_f^2 \right],$$

$$\begin{aligned} \gamma_3 = \frac{1}{256} & \left[ \frac{4603055}{162} + \frac{135680}{27} \zeta(3) - 8800 \zeta(5) \right. \\ & - \left( \frac{91723}{27} + \frac{34192}{9} \zeta(3) - 880 \zeta(4) - \frac{18400}{9} \zeta(5) \right) n_f \\ & \left. + \left( \frac{5242}{243} + \frac{800}{9} \zeta(3) - \frac{160}{3} \zeta(4) \right) n_f^2 - \left( \frac{332}{243} - \frac{64}{27} \zeta(3) \right) n_f^3 \right], \quad (14) \end{aligned}$$

where  $\zeta(z)$  is Riemann's zeta function.

## 4 The heavy flavour contributions

We have introduced the method for the light quark flavours. Actually the situation gets slightly more complicated when we go to higher energy regions due to opening of new flavour channels. While calculating the contribution in the range starting from the pair production threshold of the new flavour, we have to incorporate the contribution of the light flavours as background. This is done again by using Cauchy's formula (5) just noting that the inner circle does not vanish and both are calculable within perturbative QCD,

$$\int_{s_0}^{s_1} \frac{1}{\pi} \text{Im} \Pi(s) P_N(s) ds = -\frac{1}{2\pi i} \oint_{|s|=s_1} \Pi^{\text{QCD}}(s) P_N(s) ds + \frac{1}{2\pi i} \oint_{|s|=s_0} \Pi^{\text{QCD}}(s) P_N(s) ds. \quad (15)$$

This formula uses the concept of global duality also for the light quark flavours. In contrast to this, local duality would keep the imaginary part for calculating the background.

We perform the polynomial approximation to the charm quark channel over the region from  $m_\psi^2$  to  $m_\Upsilon^2 = (9.46 \text{ GeV})^2$ , the opening of the bottom channel. In this region the function  $H(s)$  is smooth and can be represented very well by polynomials of low degree, as shown in Fig. 2(a) for different degrees. The choice of the dividing radius  $s_1$  is, of course, arbitrary, as long as it is large enough for perturbative QCD to be applicable. As mentioned before,  $s_1$  should not be chosen too large, so that a good approximation is still obtained with polynomials of small degree. The maximal degree is of course dependent on the degree of the expansion of the perturbative QCD in powers of  $1/s$ . For the heavy quarks we use the QCD perturbative result in the form of an expansion in powers of  $m_q^2/s$  to an even higher order than in the case of the light quark flavours. The electromagnetic correlator is known to three loops (i.e.  $O(\alpha_s^2)$ ) up to order  $(m_q^2/s)^6$  [14]. The term  $O((m_q^2/s)^6)$  contributes only to a tiny fraction  $O(10^{-8})$  validating these calculations. This condition is

fulfilled for the used range of the charm contribution. In the case of the charm and bottom contribution we need not fix the approximation at  $s_1$  to the axis because the instanton effects are negligible. So we choose a free end on this side which results in an improvement for the approximation.

A note has to be added here concerning the mass dependence of the charm contribution. While the formula for the spectral density presented in Harlander shows a quite natural dependence on the charm mass, i.e. the growth of the spectral density with increasing mass, the situation seems to be reversed for the contribution which we calculated for the range starting from the charm quark threshold up to  $(9.46 \text{ GeV})^2$ . This contradiction can be solved by the following consideration. Using local duality, the spectral density can be thought to be calculated as the differential quotient of circle integrals in the same manner as shown in Eq. (4) for general radii  $s_0$  and  $s_1$ . On the other hand, the contribution of the considered range is calculated under the assumption that the contribution of the inner circle lying on the threshold should vanish. So there is only one circle integral remaining due to Eq. (5) which itself exhibits a reverse mass dependence.

For the bottom quark contribution with threshold at  $m_{\text{b}}^2 = (9.46 \text{ GeV})^2$ , there is no natural choice for the upper radius. Keeping in mind the considerations about the appropriate divider of the region, we choose  $s_1 = (30 \text{ GeV})^2$  and another approximation from  $(30 \text{ GeV})^2$  up to  $(40 \text{ GeV})^2$ . The former is shown in Fig 3(a), while the contribution in the latter range has to be calculated with the same method as in the general considerations for the background, i.e. as difference of two circle integrals both within the application range of perturbative QCD. In the whole region, the charm quark contributes to the background. For the range starting from  $(40 \text{ GeV})^2$  up to infinity we can safely use perturbative QCD on the background of local duality.

## 5 Results

As we know the power corrections only up to order  $O(s^{-4})$  with some degree of confidence for the light quark region, the maximal degree of the polynomial approximation is chosen to be three. For polynomials of higher degree, by Cauchy's theorem, higher dimensional condensates enter. We mention that consistency could give some information on the higher dimensional condensates. In Fig. 1(b) we plot the results for the total contribution to  $\Delta\alpha_{\text{had}}^{(5)}(M_Z)$  for the range from  $4m_{\pi}^2 = (0.28 \text{ GeV})^2$  to  $(3.1 \text{ GeV})^2$  to the dispersion integral in Eq. (2), using the polynomial approximation in the range from  $s = (1 \text{ GeV})^2$  to  $(3.1 \text{ GeV})^2$  as shown in Fig. 1(a). Table 1 shows the various contributions, the results can partially be read off from Figs. 2(b) and 3(b). Already for the linear approximation, the influence of the data is reduced drastically. When the degree of the polynomial approximation is increased from one to three, the influence of the experimental input is reduced step by step. Unfortunately, the contribution of the poorly known condensates rises simultaneously. If we assign an error of 100% to the standard values of the condensates, given



degree	without approximation	$N = 1$	$N = 2$	$N = 3$	$N = 4$
experimental	75.688	-19.396	16.268	11.370	10.313
perturbative	-	93.592	59.878	62.538	63.565
nonperturbative	-	0.015	-0.283	-1.158	-1.679
total	75.688	74.211	75.863	72.751	72.199

Table 1: Contributions to  $\Delta\alpha_{\text{had}}^{uds}(M_Z)$  for different degrees of the polynomial approximation coming from the different parts of Eq. (6), namely the experimental data contribution of the first part and the perturbative and nonperturbative contribution of the second part of the right hand side of this equation.

by

$$\langle \frac{\alpha_s}{\pi} GG \rangle = (0.04 \pm 0.04) \text{ GeV}^4, \quad (16)$$

$$\alpha_s \langle \bar{q}q \rangle^2 = (4 \pm 4) \cdot 10^{-4} \text{ GeV}^6, \quad (17)$$

the consistent results are obtained for all polynomials. The consistency of the results is non-trivial, as for each polynomial degree the result arises from the sum of very different numbers. As a further check, we have chosen another interval for the polynomial approximation, namely by splitting up the range into a range starting from  $s = m_\rho^2$  to  $m_\tau^2$  where perturbative QCD is already applicable, and from  $s = m_\tau^2$  to  $m_\Psi^2$ . The results are very similar to the former calculation but leads to slightly larger errors. From Fig. 1(b) we can read off the contributions of this region to  $\Delta\alpha_{\text{had}}^{(5)}(M_Z)$ ,

$$\Delta\alpha_{\text{had}}^{uds}(M_Z) = (75.3 \pm 1.4) \cdot 10^{-4}. \quad (18)$$

The mentioned error only includes the uncertainty due to the condensates. The error coming from the uncertainty of the QCD scale

$$\Lambda_{\overline{\text{MS}}} = 380 \pm 60 \text{ MeV} \quad (19)$$

is clearly a systematical one and will be added for all energy ranges before contributing to our total result.

At this point we would like to comment on our estimate and treatment of the uncertainties. As we have reduced the contribution of the data to a small amount, our uncertainty arises solely from the uncertainties in the QCD parameters, i.e.  $\Lambda_{\overline{\text{MS}}}$ , quark masses and condensates. In comparison to this, the experimental data on  $R(s)$  which we take from [1] are in most parts a collection of measurements with attached large uncertainties. Treating these as statistical ones, to an extent left to the discretion of the authors of [1], the large uncertainties disappear more or less after integration. In view on the incalculable systematical uncertainties, we believe that the error bars on  $\alpha(M_Z)$  quoted by all publications which are based on present experimental inputs must be viewed with scepticism. In contrast to this, we think that our estimates for the uncertainty, while being relatively large, are

energy range	contribution to $\Delta\alpha_{\text{had}}^{(5)}(M_Z)$	uncertainty due to $\Lambda_{\overline{\text{MS}}}$
$0.28 \text{ GeV} < \sqrt{s} < 3.1 \text{ GeV}$	$(75.3 \pm 1.4) \cdot 10^{-4}$	$0.9 \cdot 10^{-4}$
$3.1 \text{ GeV} < \sqrt{s} < 9.46 \text{ GeV}$	$(69.6 \pm 3.4) \cdot 10^{-4}$	$1.4 \cdot 10^{-4}$
$9.46 \text{ GeV} < \sqrt{s} < 30 \text{ GeV}$	$(71.4 \pm 0.9) \cdot 10^{-4}$	$0.07 \cdot 10^{-4}$
$30 \text{ GeV} < \sqrt{s} < 40 \text{ GeV}$	$(19.93 \pm 0.02) \cdot 10^{-4}$	$0.04 \cdot 10^{-4}$
$\sqrt{s} > 40 \text{ GeV}$	$(42.67 \pm 0.09) \cdot 10^{-4}$	(value taken from [5])
total range	$(278.9 \pm 4.5) \cdot 10^{-4}$	

Table 2: Contributions of the different energy ranges to  $\alpha_{\text{had}}^{(5)}(M_Z)$ . The systematical uncertainty due to the dependence on  $\Lambda_{\overline{\text{MS}}}$  is treated separately in the third column.

solid based. New, more accurate data, even if only for a few points, are absolutely essential for a precise and reliable prediction of  $\alpha(M_Z)$ .

The contributions of the different energy ranges are collected in Table 2. The large uncertainty for the charm contribution comes from the uncertainty of the charm mass. For the running masses we use the values

$$\bar{m}_s(m_s) = 200 \pm 60 \text{ MeV}, \quad \bar{m}_c(m_c) = 1.4 \pm 0.2 \text{ GeV}, \quad \bar{m}_b(m_b) = 4.8 \pm 0.3 \text{ GeV}. \quad (20)$$

Our main result is thus given as

$$\Delta\alpha_{\text{had}}^{(5)}(M_Z) = (278.9 \pm 4.5) \cdot 10^{-4}. \quad (21)$$

To end up with a result for  $\alpha(M_Z)$  itself, we have to add the contribution from the vacuum polarization originating from the top quark and the leptons. For these we take values given e.g. by [5], namely

$$\Delta\alpha_{\text{had}}^t(M_Z) = (-0.70 \pm 0.05) \cdot 10^{-4}, \quad \Delta\alpha_{\text{lep}}(M_Z) \approx 314.97 \cdot 10^{-4}. \quad (22)$$

So we finally end up with  $\Delta\alpha(M_Z) = \Delta\alpha_{\text{lep}}(M_Z) + \Delta\alpha_{\text{had}}(M_Z)$  and

$$\alpha(M_Z)^{-1} = \alpha(0)^{-1}(1 - \Delta\alpha(M_Z)) = 128.907 \pm 0.062. \quad (23)$$

## 6 Conclusion

We have presented a new determination of the running fine structure constant at the scale of  $M_Z$ , using QCD results to reduce the direct contribution of experimental  $e^+e^-$  annihilation data. Our calculations are in a sense complementary to the results of two recent papers [3, 5]. These authors use QCD to replace data [3] or renormalize data [5] in regions where different data sets are mutually inconsistent with the aim of reducing the error estimate of the purely phenomenological calculations [1]. In this way inevitably some model dependence is introduced. In [3] local duality is assumed to hold for the light flavours down to a scale of about  $m_\tau^2$  with conflicting evidence from  $\tau$  decay concerning this

assumption. In [5] data in the resonance region are rescaled by renormalizing the same set of data outside the resonance region to QCD, the assumption being that the normalization of the data did not change over the long period of time while they were taken. In addition only three of the available eight data sets could be treated in this fashion. In this way the authors of both papers succeed in reducing the uncertainty on  $\alpha(M_Z)$  substantially.

In contrast to this, our philosophy is complementary. We want to arrive at a conservative result on and at an error of  $\alpha(M_Z)$  which is as free of assumptions as possible. For instance, we use global duality at the large scale of  $s_1 = (3.1 \text{ GeV})^2$  and eliminate for all practical purposes the effect of instantons by using duality only for combinations of polynomials which vanish at  $s_1$ . Our results are of course consistent with those of [3, 5]. All three results are of great interest in the search for the Higgs boson. Our results ought to be used if the conservative window for the Higgs mass is desired.

We would like to finish with the remark that all three recent calculations of  $\alpha(M_Z)$  should not deter experimentalists from remeasuring the  $e^+e^-$  annihilation cross section more accurately in the low and intermediate energy region, as such data are absolutely essential for a precise value of  $\alpha(M_Z)$ , unbiased by theory.

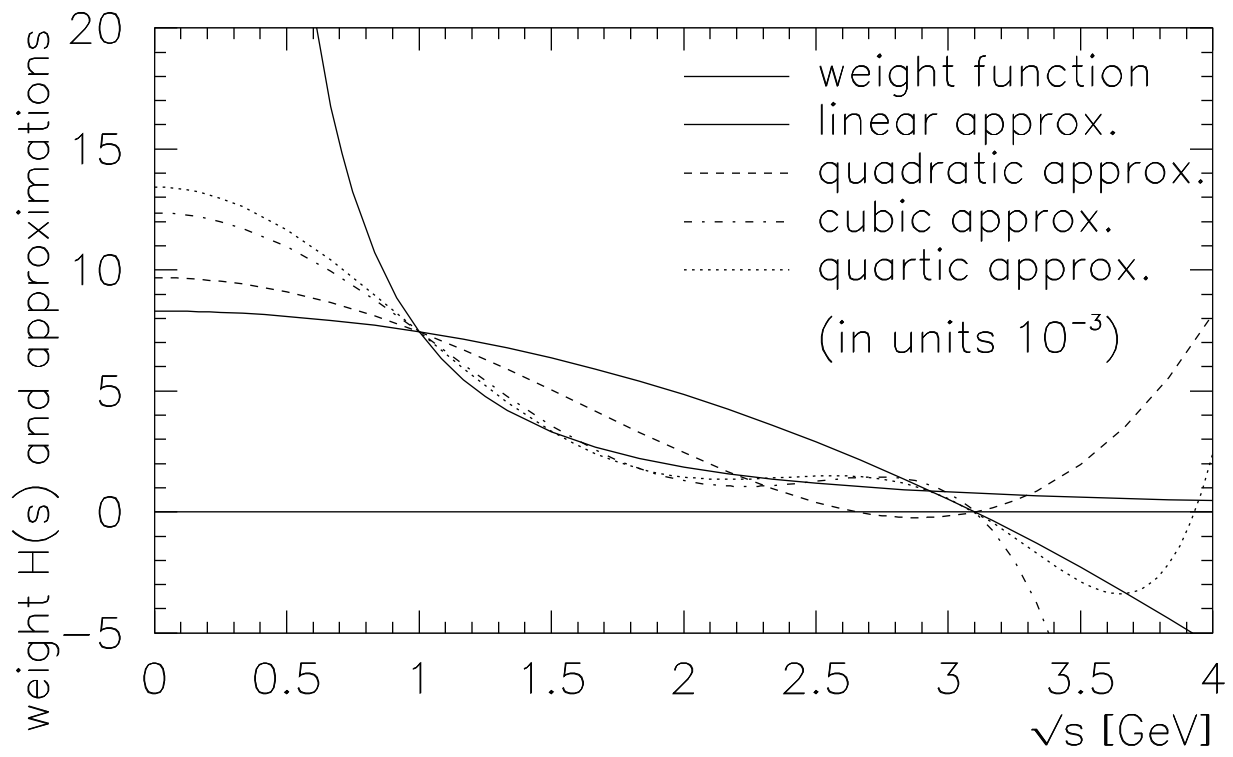
**Acknowledgements:** We would like to thank F. Jegerlehner for providing us with the data set used in [1]. We also want to thank R. Harlander for sending us the MATHEMATICA output of the formulas presented in [14]. Further we would like to thank A.H. Hoang for correspondence and G. Quast for discussions on all experimental aspects of this work and encouragement.

## References

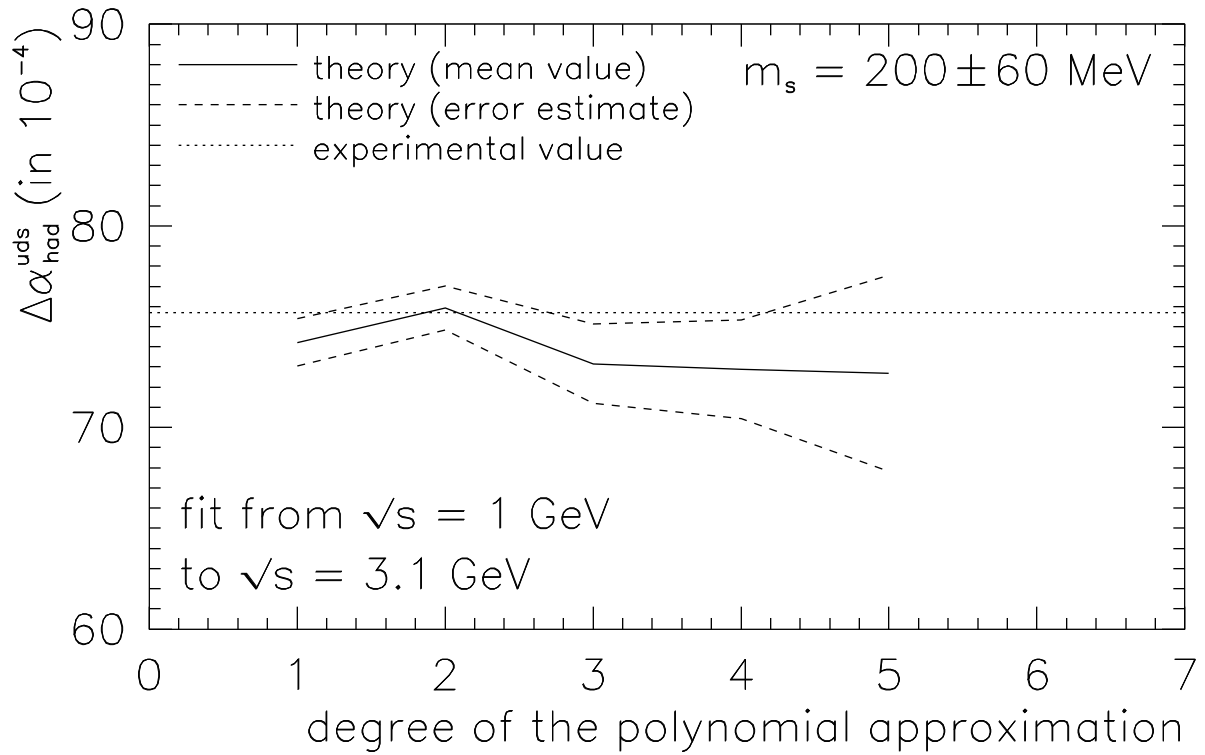
- [1] S. Eidelman and F. Jegerlehner, Z. Phys. **C67** (1995) 585
- [2] H. Burkhardt and B. Pietrzyk, Phys. Lett. **356 B** (1995) 398
- [3] M. Davier and A. Höcker, “Improved determination of  $\alpha(M_Z^2)$  and the anomalous magnetic moment of the muon”, Report No. LAL 97-85, hep-ph/9711308
- [4] M.L. Swartz, Phys. Rev. **D53** (1996) 5268
- [5] J.H. Kühn and M. Steinhauser, “A theory driven analysis of the effective QED coupling at  $M_Z$ ”, Report No. TTP98-05, hep-ph/9802241
- [6] N.F. Nasrallah, N.A. Papadopoulos and K. Schilcher, Z. Phys. **C16** (1983) 323;  
N.F. Nasrallah, “Hadronic contributions to the running fine structure constant  $\alpha(M_Z^2)$  from QCD sum rules”, in preparation
- [7] B. Chibisov, R.D. Dikeman, M. Shifman and N.G. Uraltev,  
Int. J. Mod. Phys. **A12** (1997) 2075
- [8] A. Höcker, Nucl. Phys. Proc. Suppl. **55 C** (1997) 379
- [9] K.G. Chetyrkin, S.G. Gorishny and V.P. Spiridonov, Phys. Lett. **160 B** (1985) 149;  
S.G. Gorishny, A.L. Kataev and S.A. Larin, Phys. Lett. **259 B** (1991) 144
- [10] K.G. Chetyrkin, D. Pirjol and K. Schilcher, Phys. Lett. **404 B** (1997) 337
- [11] K.G. Chetyrkin, B.A. Kniehl and M. Steinhauser, Phys. Rev. Lett. **79** (1997) 353;  
*ibid.*, Report No. MPI/PhT/97-041, hep-ph/9708255
- [12] N. Gray, D.J. Broadhurst, W. Grafe and K. Schilcher, Z. Phys. **C48** (1990) 673
- [13] K.G. Chetyrkin, Phys. Lett. **404 B** (1997) 161
- [14] K.G. Chetyrkin, R. Harlander, J.H. Kühn and M. Steinhauser,  
Nucl. Phys. **B503** (1997) 339

## Figure Captions

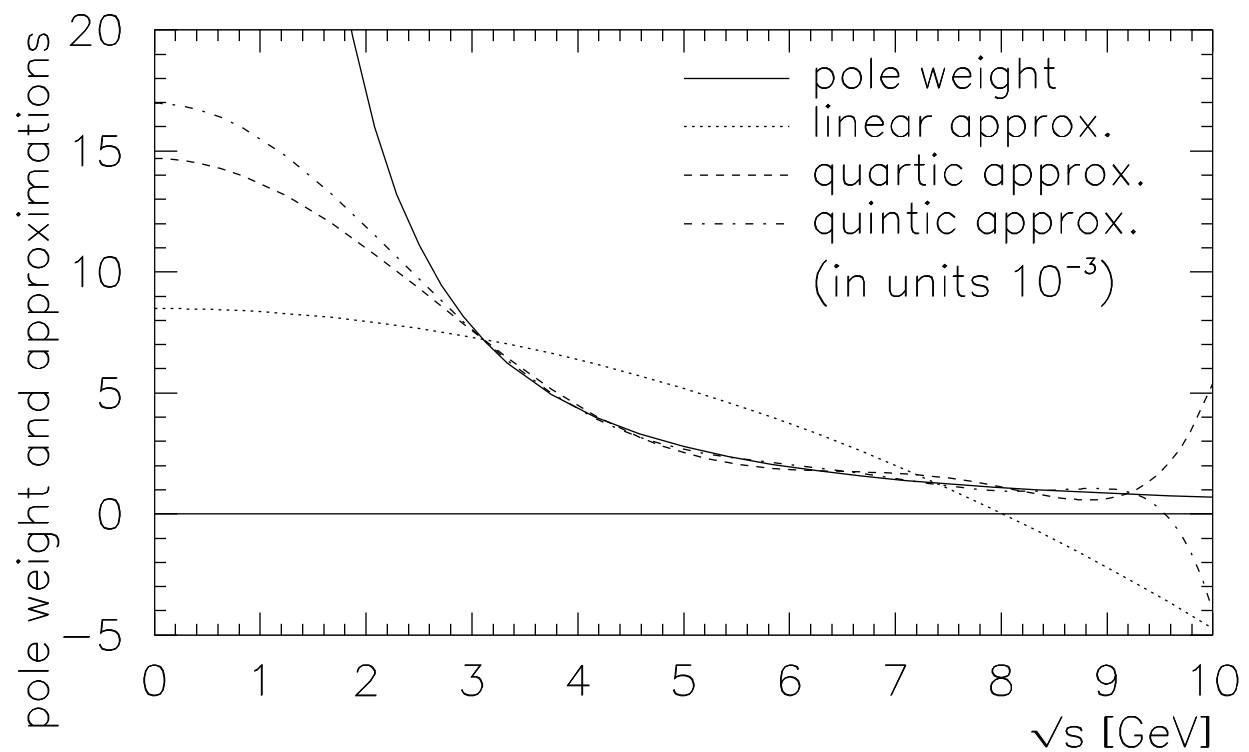
- Fig. 1: (a) Weight function  $H(s)$  and approximations in a range from  $\sqrt{s} = m_\rho$  to  $\sqrt{s} = \sqrt{s_1} = 3.1 \text{ GeV}$ , fixed at  $\sqrt{s} = 1 \text{ GeV}$  to the value of the weight function and at  $s = 3.1 \text{ GeV}$  to zero. Shown are approximations up to the forth degree in their dependence on  $\sqrt{s}$ . The values are normalized to the radius  $s_1$  in order to obtain a dimensionless representation for the polynomial approximations.
- (b) Comparison of the result obtained by integrating the  $e^+e^-$  annihilation data for the range from  $\sqrt{s} = 0.28 \text{ GeV}$  to  $\sqrt{s} = 3.1 \text{ GeV}$  using the left handed side of Eq. (6) and the result obtained from the right handed side of the same formula for different degrees of the polynomial approximation. The dashed lines indicate the error estimate of our calculation.
- Fig. 2: (a) Weight function  $H(s)$  and approximations in the range from  $\sqrt{s} = 3.1 \text{ GeV}$  to  $\sqrt{s} = \sqrt{s_1} = 9.46 \text{ GeV}$ , fixed at  $\sqrt{s} = 3.1 \text{ GeV}$  to the value of the weight function. Shown are approximations of the first, fourth and fifth degree in their dependence on  $\sqrt{s}$ . The values are normalized to the radius  $s_1$  in order to obtain a dimensionless representation for the polynomial approximations.
- (b) Comparison of the result obtained by integrating the  $e^+e^-$  annihilation data for the range from  $\sqrt{s} = 3.1 \text{ GeV}$  to  $\sqrt{s} = 9.46 \text{ GeV}$  using the left handed side of Eq. (6) and the result obtained from the right handed side of the same formula for different degrees of the polynomial approximation. The dashed lines indicate the error estimate of our calculation.
- Fig. 3: (a) Weight function  $H(s)$  and approximations in the range from  $\sqrt{s} = 9.46 \text{ GeV}$  to  $\sqrt{s} = \sqrt{s_1} = 30 \text{ GeV}$ , fixed at  $\sqrt{s} = 9.46 \text{ GeV}$  to the value of the weight function. Shown are approximations of the first, fourth and fifth degree in their dependence on  $\sqrt{s}$ . The values are normalized to the radius  $s_1$  in order to obtain a dimensionless representation for the polynomial approximations.
- (b) Comparison of the result obtained by integrating the  $e^+e^-$  annihilation data for the range from  $\sqrt{s} = 9.46 \text{ GeV}$  to  $\sqrt{s} = 30 \text{ GeV}$  using the left handed side of Eq. (6) and the result obtained from the right handed side of the same formula for different degrees of the polynomial approximation. The dashed lines indicate the error estimate of our calculation.



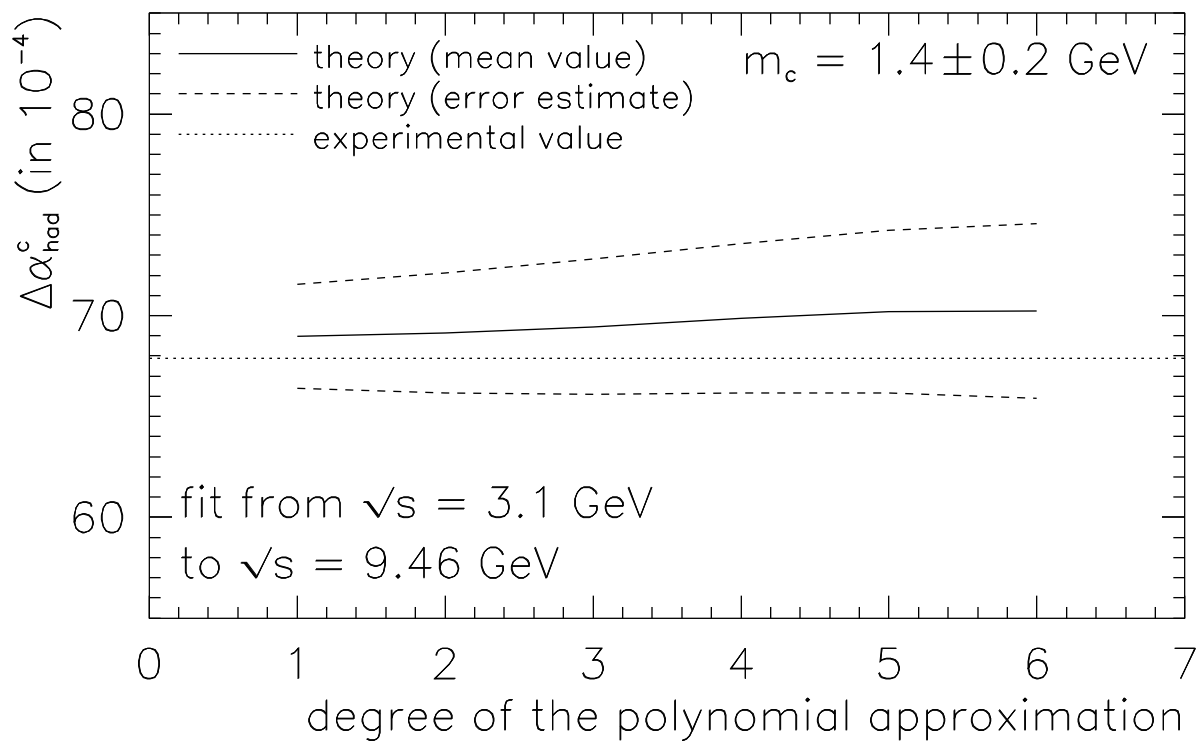
**Figure 1(a)**



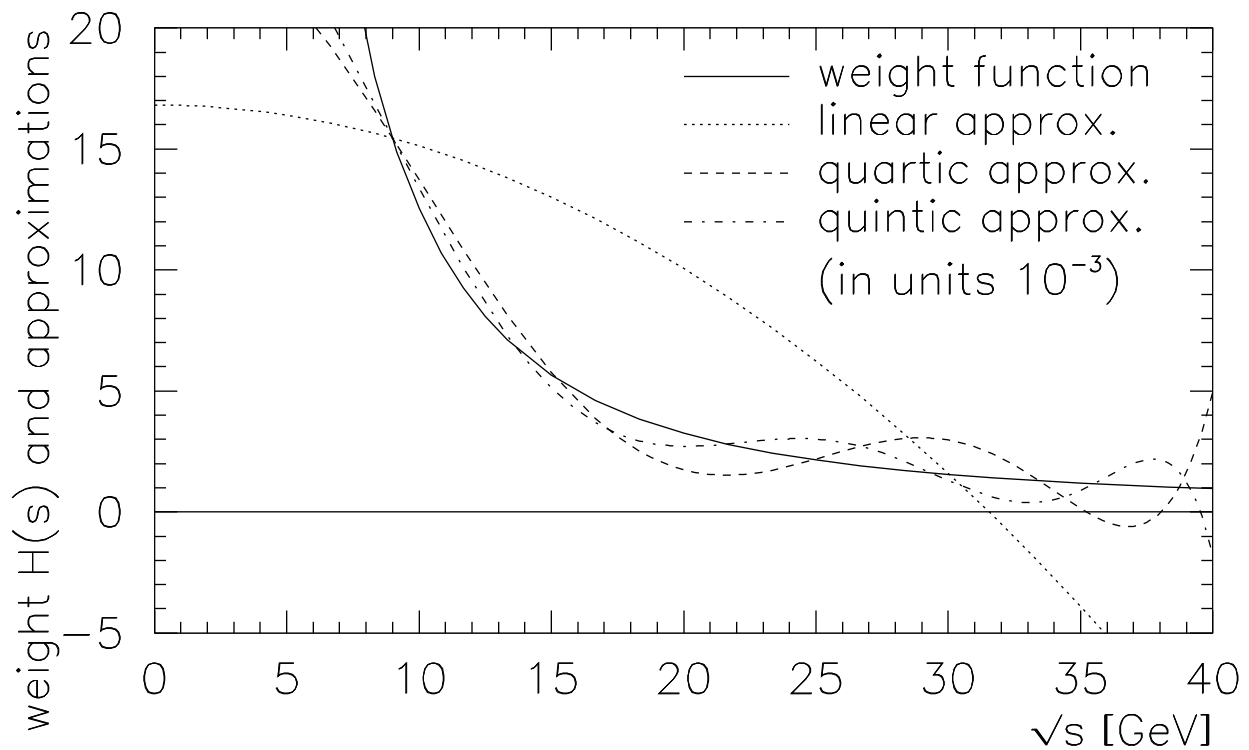
**Figure 1(b)**



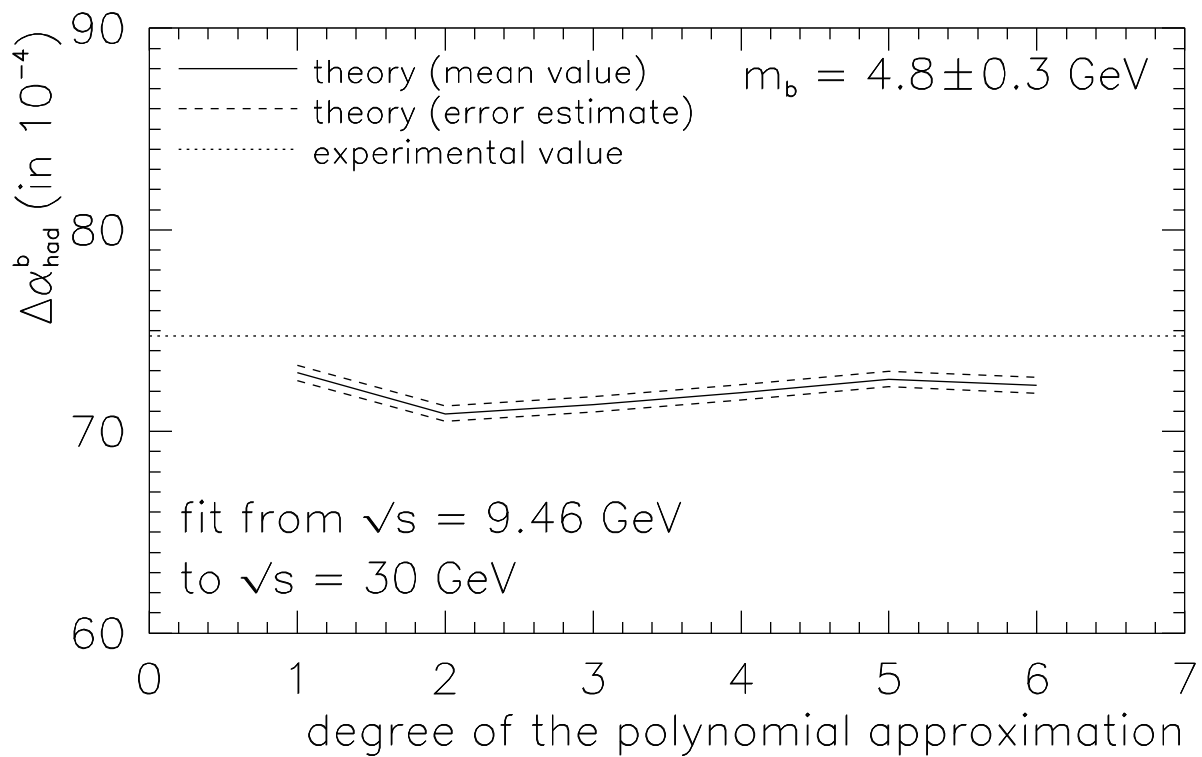
**Figure 2(a)**



**Figure 2(b)**



**Figure 3(a)**



**Figure 3(b)**