

A_{LT} in the polarized Drell-Yan process at RHIC and HERA energies

Y. Kanazawa, Yuji Koike and N. Nishiyama

*Graduate School of Science and Technology, Niigata University
Ikarashi, Niigata 950-21, Japan*

Abstract

We present a leading order (LO) estimate for the longitudinal-transverse spin asymmetry (A_{LT}) in the nucleon-nucleon polarized Drell-Yan process at RHIC and HERA- \vec{N} energies in comparison with A_{LL} and A_{TT} . A_{LT} receives contribution from g_1 , the transversity distribution h_1 , and the twist-3 distributions g_T and h_L . For the twist-3 contribution we use the bag model prediction evolved to high Q^2 by the large- N_c evolution equation. We found that A_{LT} (normalized by the asymmetry in the parton level) is much smaller than the corresponding A_{TT} . Twist-3 contribution given by the bag model also turned out to be negligible.

PACS numbers: 13.85.Qk, 13.88.+e, 12.39.Ba

The nucleon-nucleon scattering provides us with a new opportunity to probe nucleon's internal structure. In particular, polarized Drell-Yan lepton pair production opens a window to the new type of spin dependent parton distributions – chiral-odd distributions $h_1(x, Q^2)$ and $h_L(x, Q^2)$ which can not be measured by the deep inelastic lepton-nucleon scatterings [1, 2, 3, 4]. There are three kinds of double spin asymmetries in the nucleon-nucleon polarized Drell-Yan process: They are A_{LL} (collision between the longitudinally polarized nucleons), A_{TT} (collision between the transversely polarized nucleons), and A_{LT} (longitudinal versus transverse). The experimental data on these asymmetries will presumably be reported by RHIC at BNL and HERA- \vec{N} at DESY. By now several reports are already available for the estimate of A_{LL} and A_{TT} in the leading order (LO) and the next-to-leading order (NLO) level [5, 6, 7, 8, 9, 10]. The purpose of this short note is to present a first estimate on A_{LT} in comparison with A_{LL} and A_{TT} at RHIC and HERA energies in the LO QCD. Our interest in A_{LT} is amplified by the fact that it receives the twist-3 contribution as a leading contribution (although it is proportional to $1/\sqrt{Q^2}$), giving a possibility of seeing quark-gluon correlation in hard processes.¹

We first recall the parton distributions relevant to these asymmetries. For the nucleon moving in the positive \hat{e}_3 direction, the parton distributions of the nucleon can be defined by the following lightcone correlation functions in the nucleon ($z^2 = 0$, $z^+ = 0$, $\vec{z}_\perp = \vec{0}$):

$$P^+ \int \frac{dz^-}{2\pi} e^{ixP \cdot z} \langle PS | \bar{\psi}(0) \gamma_\mu \psi(z) | Q | PS \rangle = 2f_1(x, Q^2) P_\mu, \quad (1)$$

$$P^+ \int \frac{dz^-}{2\pi} e^{ixP \cdot z} \langle PS | \bar{\psi}(0) \gamma_\mu \gamma_5 \psi(z) | Q | PS \rangle = 2 \left[g_1(x, Q^2) P_\mu (S \cdot n) + g_T(x, Q^2) S_{\perp\mu} \right], \quad (2)$$

$$\begin{aligned} P^+ \int \frac{dz^-}{2\pi} e^{ixP \cdot z} \langle PS | \bar{\psi}(0) \sigma_{\mu\nu} i\gamma_5 \psi(z) | Q | PS \rangle \\ = 2 \left[h_1(x, Q^2) (S_{\perp\mu} P_\nu - S_{\perp\nu} P_\mu) / M + h_L(x, Q^2) M (P_\mu n_\nu - P_\nu n_\mu) (S \cdot n) \right], \quad (3) \end{aligned}$$

where $|PS\rangle$ denotes the nucleon (mass M) state with the four momentum P and the spin S ($P^2 = M^2$, $S^2 = -M^2$, $P \cdot S = 0$), and a light-like vector n with its only nonzero component n^- is introduced by the relation $P \cdot n = 1$. S^μ is decomposed as $S^\mu = (S \cdot n) P^\mu - M^2 (S \cdot n) n^\mu + S_\perp^\mu$ with $P \cdot S_\perp = n \cdot S_\perp = 0$. In (1)-(3), the gauge link operators which ensure gauge invariance are suppressed for simplicity. We remind that in the infinite momentum frame ($P^+ \rightarrow \infty$) the coefficients of f_1 , g_1 and h_1 are of $O(P^+)$ (twist-2), those of g_T and h_L are of $O(1)$ (twist-3), and the $O(1/P^+)$ contributions (twist-4) are ignored in the right hand side of (1)-(3). Note also that g_1 and h_L are associated with the longitudinal polarization, and h_1 and g_T are associated with the transverse polarization of the nucleon. The above distribution functions $g_{1,T}$ and $h_{1,L}$ etc are defined for each quark and anti-quark flavor $\psi = \psi^a$ ($a = u, d, s, \bar{u}, \bar{d}, \bar{s}, \dots$) and have support $-1 < x < 1$. They represent distributions of a quark (or anti-quark) having momentum $k^+ = xP^+$ in the nucleon. A quark and an anti-quark distributions are related as $f_1^a(-x) = -f_1^{\bar{a}}(x)$, $g_{1,T}^a(-x) = g_{1,T}^{\bar{a}}(x)$, $h_{1,L}^a(-x) = -h_{1,L}^{\bar{a}}(x)$. The three twist-2 distributions have a simple parton model interpretation, and they can be written as $f_1(x) = q_+(x) + q_-(x) = q_\uparrow(x) + q_\downarrow(x)$, $g_1(x) = q_+(x) - q_-(x)$, and $h_1(x) = q_\uparrow(x) - q_\downarrow(x)$.

¹ Other recommended twist-3 observables are, for example, the spin structure function $g_2(x, Q^2)$ in the transversely polarized deep inelastic scattering [11] and the single transverse spin asymmetry A_N in the nucleon-nucleon direct photon production [12].

Here $q_+(x)$ ($q_-(x)$) represents a density of a quark with its helicity parallel (anti-parallel) to the nucleon spin in the longitudinally polarized nucleon. Likewise, $q_\uparrow(x)$ ($q_\downarrow(x)$) represents a density of a quark with its polarization parallel (anti-parallel) to the nucleon spin in the transversely polarized nucleon. Therefore h_1 is called transversity distribution [3]. For nonrelativistic quarks, $h_1(x) = g_1(x)$. Nucleon models suggest $h_1(x)$ is not so different from $g_1(x)$ at a low energy scale [3, 19].

The twist-3 distributions g_T and h_L can be decomposed into the twist-2 contribution and the “purely twist-3” contribution:

$$g_T(x, Q^2) = \int_x^1 dy \frac{g_1(y, Q^2)}{y} + \tilde{g}_T(x, Q^2), \quad (4)$$

$$h_L(x, Q^2) = 2x \int_x^1 dy \frac{h_1(y, Q^2)}{y^2} + \tilde{h}_L(x, Q^2). \quad (5)$$

The purely twist-3 pieces \tilde{g}_T and \tilde{h}_L can be written as quark-gluon-quark correlator on the lightcone using QCD equation of motion [21, 3, 20]. In the following we call the first terms in (4) and (5) $g_T^{WW}(x, Q^2)$ and $h_L^{WW}(x, Q^2)$ (Wandzura-Wilczek parts) respectively.

With these definition for the parton distributions, the LO double spin asymmetries A_{LL} , A_{TT} [1], A_{LT} [3] in the polarized Drell-Yan process can be written as

$$A_{LL} = \frac{\sigma(+, +) - \sigma(+, -)}{\sigma(+, +) + \sigma(+, -)} = \frac{\sum_a e_a^2 g_1^a(x_1, Q^2) g_1^{\bar{a}}(x_2, Q^2)}{\sum_a e_a^2 f_1^a(x_1, Q^2) f_1^{\bar{a}}(x_2, Q^2)}, \quad (6)$$

$$A_{TT} = \frac{\sigma(\uparrow, \uparrow) - \sigma(\uparrow, \downarrow)}{\sigma(\uparrow, \uparrow) + \sigma(\uparrow, \downarrow)} = a_{TT} \frac{\sum_a e_a^2 h_1^a(x_1, Q^2) h_1^{\bar{a}}(x_2, Q^2)}{\sum_a e_a^2 f_1^a(x_1, Q^2) f_1^{\bar{a}}(x_2, Q^2)}, \quad (7)$$

$$A_{LT} = \frac{\sigma(+, \uparrow) - \sigma(+, \downarrow)}{\sigma(+, \uparrow) + \sigma(+, \downarrow)} = a_{LT} \frac{\sum_a e_a^2 [g_1^a(x_1, Q^2) x_2 g_T^{\bar{a}}(x_2, Q^2) + x_1 h_L^a(x_1, Q^2) h_1^{\bar{a}}(x_2, Q^2)]}{\sum_a e_a^2 f_1^a(x_1, Q^2) f_1^{\bar{a}}(x_2, Q^2)}, \quad (8)$$

where $\sigma(S_1, S_2)$ represents the Drell-Yan cross section with the two nucleon's spin S_1 and S_2 , e_a represent the electric charge of the quark-flavor a and the summation is over all quark and anti-quark flavors: $a = u, d, s, \bar{u}, \bar{d}, \bar{s}$, ignoring heavy quark contents (c, b, \dots) in the nucleon. The variables x_1 and x_2 refer to the momentum fractions of the partons coming from the two nucleons “1” and “2”, respectively. In A_{LT} , the nucleon “1” is longitudinally polarized and the nucleon “2” is transversely polarized. In (7) and (8), a_{TT} and a_{LT} represent the asymmetries in the parton level defined as

$$a_{TT} = \frac{\sin^2 \theta \cos 2\phi}{1 + \cos^2 \theta}, \quad (9)$$

$$a_{LT} = \frac{M}{Q} \frac{2 \sin 2\theta \cos \phi}{1 + \cos^2 \theta}, \quad (10)$$

where θ is the polar angle of the virtual photon in the center of mass system with respect to the beam direction and ϕ represents its azimuthal angle with respect to the transverse spin. We note that A_{LL} and A_{TT} receive contribution only from the twist-2 distributions, while A_{LT} is proportional to the twist-3 distributions and hence a_{LT} is suppressed by a factor $1/Q$.

So far there has been much accumulation of experimental data on f_1 and g_1 , and they have been parametrized in the NLO level in the literature. ([13, 14, 15] for f_1 and [17, 16, 18] for g_1) Although these distributions can explain available experimental data, there still remains some uncertainties in the parametrizations especially for $g_1(x, Q^2)$. For future references, we use the LO parametrization (standard scenario) by Gluück-Reya-Stratmann-Vogelsang (GRSV) [16] and the LO model-A of Gehrmann and Stirling (GS) [17] for our estimate. For h_1 , g_T and h_L no experimental data is available up to now and we have to rely on some theoretical postulates. Here we assume $h_1(x, \mu^2) = g_1(x, \mu^2)$ at a low energy scale ($\mu^2 = 0.23 \text{ GeV}^2$ for GRSV and $\mu^2 = 1 \text{ GeV}^2$ for GS) as has been suggested by some low energy nucleon models [3, 19] and has been used for the estimate of A_{TT} [7]. This assumption also fixes g_T^{WW} and h_L^{WW} . For the purely twist-3 parts \tilde{g}_T and \tilde{h}_L we employ the bag model results at a low energy scale. In particular, we set the strangeness contributions to the purely twist-3 contributions equal to zero. By these boundary conditions for h_1 , g_T and h_L at a low energy side and applying the relevant Q^2 evolution to them, we can estimate A_{LT} .

For the LO prediction of the asymmetries, we need LO Q^2 evolution for each distribution. The twist-2 distributions obey simple DGLAP equation. The complete LO Q^2 evolution of the twist-3 distributions has been derived by several different approaches for \tilde{g}_T [21] and for \tilde{h}_L [22]. It has been also proved that their Q^2 -dependence can be described by a simple DGLAP evolution equation similarly for the twist-2 distributions at large N_c and the correction due to the finite value of N_c is of $O(1/N_c^2) \sim 10 \%$ level [23, 20]. Since the complete evolution equations of \tilde{g}_T and \tilde{h}_L are quite complicated and not practically useful, we apply the large- N_c evolution to the bag model results [24, 25].

The double spin asymmetries are the functions of the square of the center-of-mass energy $s = (P_1 + P_2)^2$ (P_1 and P_2 are the four momenta of the two nucleons), the squared four momentum of the lepton pair $Q^2 = (x_1 P_1 + x_2 P_2)^2 = x_1 x_2 s$ ($M^2 \ll Q^2$) and the Feynman's $x_F = \frac{2q_3}{\sqrt{s}} = x_1 - x_2$. Using these variables, momentum fractions of each quark and anti-quark in (6)-(8) can be written as

$$x_1 = \frac{1}{2} \left(x_F + \sqrt{x_F^2 + \frac{4Q^2}{s}} \right), \quad x_2 = \frac{1}{2} \left(-x_F + \sqrt{x_F^2 + \frac{4Q^2}{s}} \right). \quad (11)$$

Since the twist-3 effect is one of our main interest, we showed in Fig. 1 $g_T(x, Q^2)$ and $h_L(x, Q^2)$ for the u -quark at $Q^2 = 1 \text{ GeV}^2$. Figure 1(a) shows $g_T^{WW}(x, Q^2)$ with two parametrizations for g_1 (GRSV and GS) and the bag model prediction for $\tilde{g}_T(x, Q^2)$ obtained by assuming the bag scale is $\mu_{bag}^2 = 0.081$ and 0.25 GeV^2 [24, 25]. Although the u -quark distribution for \tilde{g}_T contains flavor-singlet contribution which mixes with the gluon distribution, we ignored the mixing and applied the large- N_c Q^2 evolution [23], since the Q^2 evolution for the singlet part can not be described by a simple evolution equation. The correction due to the mixing is expected to be at most of order of 10 %, which is irrelevant in the present rough estimate of A_{LT} as we will see later. Likewise, Fig. 1(b) shows $h_L^{WW}(x, Q^2)$ and $\tilde{h}_L(x, Q^2)$. Because of chiral-odd nature of h_L , $\tilde{h}_L(x, Q^2)$ does not mix with the gluon distribution and the large- N_c evolution is more reliable than for \tilde{g}_T . One sees from Fig. 1, the GRSV and GS distributions give rise to different twist-2 contributions g_T^{WW} and h_L^{WW} at $x < 0.2$. It has been shown in [24, 25] that at high Q^2 the bag model gives small \tilde{g}_T and \tilde{h}_L , and g_T and h_L are dominated by g_T^{WW} and h_L^{WW} . Figure 1 reflects this tendency at $Q^2 = 1 \text{ GeV}^2$.

Figure 2 shows the three asymmetries normalized by the asymmetries in the parton level, $\tilde{A}_{LL} = -A_{LL}$, $\tilde{A}_{TT} = -A_{TT}/a_{TT}$, $\tilde{A}_{LT} = -A_{LT}/a_{LT}$ using the GRSV distribution for the twist-2 distributions. They are plotted as a function of x_F for fixed values of $Q = \sqrt{Q^2}$ ($= 8, 10$ GeV) and \sqrt{s} ($= 50, 200$ GeV), which are within or close to the planned RHIC and HERA- \vec{N} kinematics. ($50 \text{ GeV} < \sqrt{s} < 500 \text{ GeV}$ for RHIC, and $\sqrt{s} = 39.2 \text{ GeV}$ for HERA- \vec{N} .) Figure 3 shows the same quantities but with the GS distributions for the twist-2 distributions. In Figs. 2 and 3, \tilde{A}_{LL} and \tilde{A}_{TT} are symmetric with respect to $x_F = 0$, while \tilde{A}_{LT} is not as is obvious from the kinematics. In general all these asymmetries are larger for larger Q^2/s . One sees from these figures that even for \tilde{A}_{LL} and \tilde{A}_{TT} the GRSV and GS parton distributions give completely different results. (See also [8].) : Their x_F -dependence is mostly opposite. Comparing the curves with $\sqrt{s} = 50$ GeV and 200 GeV in Fig. 2, the relative magnitude of \tilde{A}_{LL} and \tilde{A}_{TT} is reversed. The GS distribution for g_1 gives negative \tilde{A}_{LL} in some range of x_F at $\sqrt{s} = 50$ GeV. \tilde{A}_{LT} with only the twist-2 contributions in g_T and h_L are shown by solid lines in Figs. 2 and 3. They are typically 5 to 10 times smaller than \tilde{A}_{LL} and \tilde{A}_{TT} except when \tilde{A}_{LL} changes sign in Fig. 3. \tilde{A}_{LT} with complete g_T and h_L is shown by the short dash-dot ($\mu_{bag}^2 = 0.25 \text{ GeV}^2$) and the dotted ($\mu_{bag}^2 = 0.081 \text{ GeV}^2$) lines in these figures. Since large $|x_F|$ corresponds to small x_1 or x_2 (see (11)), and the bag model prediction for the distribution function becomes unreliable in the small- x region, we only plotted these lines for the region $x_1, x_2 > 0.07$ [26]. As can be seen from Figs. 2 and 3, the purely twist-3 contribution brings only tiny correction to \tilde{A}_{LT} . Larger value of the bag scale μ_{bag}^2 would not make it appreciably larger.

Figures 4 and 5 show the Q^2 dependence of the asymmetries at $x = y = Q/\sqrt{s}$ ($x_F = 0$) with $\sqrt{s} = 50, 200$ GeV, using two distributions. These figures also show the features noted above.

The reason for the smallness of \tilde{A}_{LT} is the presence of the factors x_1 or x_2 in (8). In the kinematic range considered either x_1 or x_2 (or both) take very small values. If it were not for those factors, \tilde{A}_{LT} would be comparable to \tilde{A}_{LL} and \tilde{A}_{TT} . We remind in passing that what is measured experimentally is A_{LT} itself which receives the suppression factor M/Q from a_{LT} .

Several comments are in order here. Our estimate of A_{LT} is based on the assumption $h_1^a(x, \mu^2) = g_1^a(x, \mu^2)$ at a low energy scale. There are several model independent constraints among LO twist-2 parton distributions: $f_1^a(x, Q^2) \geq |g_1^a(x, Q^2)|$, $f_1(x, Q^2) \geq |h_1^a(x, Q^2)|$ and the Soffer's inequality $f_1^a(x, Q^2) + g_1^a(x, Q^2) \geq 2|h_1^a(x, Q^2)|$ [27]. Since the first inequality is satisfied by the GRSV and GS distributions at $Q^2 > 1 \text{ GeV}^2$, the second one is also satisfied by our input for h_1^a and its Q^2 evolution. On the other hand, our input assumption $h_1^a(x, \mu^2) = g_1^a(x, \mu^2)$ at low μ^2 may violate the Soffer's inequality even at relatively high Q^2 for some quark or anti-quark flavors for which $g_1^a(x, \mu^2) \approx -f_1^a(x, \mu^2)$. For the case of the GRSV distribution, our assumption violates the inequality for the \bar{u} , d , s and \bar{s} distributions even at $Q^2 > 1 \text{ GeV}^2$ in the large x region. For the case of GS distribution, we found that the d quark distribution violates the inequality at $x > 0.5$ around $Q^2 = 4 \text{ GeV}^2$. This may be ascribed not only to our exact setting of $h_1^a(x, \mu^2) = g_1^a(x, \mu^2)$ at a low energy scale but also to the uncertainty in $g_1^a(x, Q^2)$, in particular, the poor knowledge on sea distributions at $x > 0.1$. However, the violation occurs only in the region where the absolute magnitude of the distribution functions is extremely small. We thus expect that the effect of the violation to the asymmetries is not so serious numerically. Especially, we believe that the relative

magnitude between A_{LT} and A_{TT} is relatively immune to this constraint.

The authors of [10] calculated A_{TT} from a different point of view. They determined the input h_1 so that it saturates the Soffer's inequality at a low energy scale, taking advantage of the fact that the inequality is maintained at higher Q^2 by the QCD evolution, and claimed that they estimated the upper bound of A_{TT} . However, they assumed the inequality for each *valence* and *sea* distributions. On the other hand, the Soffer's inequality is an inequality for *each quark and anti-quark flavor* [28]. This does not necessarily leads to the inequality for the *valence* distributions. (The assumption in [10] is a sufficient condition to guarantee the inequality for each quark and anti-quark flavor.) Therefore the authors of [10] imposed a stronger constraint on h_1 than required by the Soffer's inequality and their estimate of A_{TT} can not be literally taken as the upper bound of A_{TT} . Numerically, their estimate on A_{TT} is of the same order as those in Figs. 2 and 4 (also the one in [7]).

To summarize, we presented a first estimate of the longitudinal-transverse spin asymmetry A_{LT} for the polarized Drell-Yan process at RHIC and HERA- \vec{N} energies in comparison with A_{LL} and A_{TT} . A_{LT} normalized by the asymmetry in the parton level turned out to be approximately five to ten times smaller than the corresponding A_{TT} , although the prediction on its absolute magnitude suffers from the uncertainty of the distributions, in particular, of h_1 as was the case for A_{TT} . The purely twist-3 contribution to g_T and h_L was modeled by the bag model, and it turned out its effect on A_{LT} is negligible compared with the Wandzura-Wilczek contribution to g_T and h_L .

Acknowledgement

We thank N. Saito for useful discussions on the RHIC kinematics and T. Gehrmann for providing us with the Fortran code of their parton distribution.

References

- [1] J.P. Ralston and D.E. Soper, Nucl. Phys. **B152**, 109 (1979).
- [2] X. Artru and M. Mekhfi, Z. Phys. **C45** 669 (1990).
- [3] R.L. Jaffe and X. Ji, Nucl. Phys. **B375**, 527 (1992).
- [4] J.L. Cortes, B. Pire and J.P. Ralston, Z. Phys. **C55**, 409 (1992).
- [5] W. Vogelsang and A. Weber, Phys. Rev. **D48**, 2073 (1993).
- [6] B. Kamal, Phys. Rev. **D53**, 1142 (1996).
- [7] V. Barone, T. Calarco and A. Drago, Phys. Lett. **B390**, 287 (1997); Phys. Rev. **D56**, 527 (1997).
- [8] T. Gehrmann, Nucl. Phys. **B498**, 245 (1997).
- [9] B. Kamal, hep-ph/9710374.
- [10] O. Martin, A. Schäfer, M. Stratmann, and W. Vogelsang, hep-ph/9710300.

- [11] R.L. Jaffe, Comm. Nucl. Part. Phys. **19**, 239 (1990).
- [12] J. Qiu and G. Sterman, Phys. Rev. Lett. **67**, 2264 (1991); Nucl. Phys. **B378**, 52 (1992).
- [13] M. Glück, E. Reya and A. Vogt, Z. Phys. **C67**, 433 (1995).
- [14] A.D. Martin, R.G. Roberts and W.J. Stirling, Phys. Lett. **B354**, 155 (1995).
- [15] H.L. Lai, et. al. Phys. Rev. **D51**, 4763 (1995).
- [16] M. Glück, E. Reya, M. Stratmann and W. Vogelsang, Phys. Rev. **D53**, 4775 (1996).
- [17] T. Gehrmann and W.J. Stirling, Phys. Rev. **D53**, 6100 (1996).
- [18] G. Altarelli, R. Ball, S. Forte and G. Ridolfi, Nucl. Phys. **B496**, 337 (1997).
- [19] P.V. Pobylitsa and M.V. Polyakov, Phys. Lett. **B389**, 350 (1996).
- [20] I.I. Balitsky, V.M. Braun, Y. Koike and K. Tanaka, Phys. Rev. Lett. **77**, 3078 (1996).
- [21] A.P. Bukhvostov, E.A. Kuraev and L.N. Lipatov, Sov. Phys. JETP **60**, 22 (1984);
P.G. Ratcliffe, Nucl. Phys. **B264**, 493 (1986);
I.I. Balitsky and V.M. Braun, Nucl. Phys. **B311**, 541 (1988/89);
X. Ji and C. Chou, Phys. Rev **D42**, 3637 (1990);
D. Müller, Phys. Lett. **B407**, 314 (1997);
J. Kodaira, Y. Yasui, K. Tanaka and T. Uematsu, Phys. Lett. **B387**, 855 (1996);
J. Kodaira, T. Nasuno, H. Tochimura, K. Tanaka, Y. Yasui, hep-ph/9712395, Prog.
Theor. Phys. in press.
- [22] Y. Koike and K. Tanaka, Phys. Rev. **D51**, 6125 (1995);
A.V. Belitsky and D. Müller, Nucl. Phys. **B503**, 279 (1997).
- [23] A. Ali, V.M. Braun and G. Hiller, Phys. Lett. **B266**, 117 (1991).
- [24] Y. Kanazawa and Y. Koike, Phys. Lett. **B403**, 357 (1997).
- [25] M. Stratmann, Z. Phys. **C60**, 763 (1993);
X. Song, Phys. Rev. **D54**, 1955 (1996).
- [26] R.L. Jaffe, Phys. Rev. **D11**, 1953 (1975).
- [27] J. Soffer, Phys. Rev. Lett. **74**, 1292 (1995).
- [28] G.R. Goldstein, R.L. Jaffe and X. Ji, Phys. Rev. **D52**, 5006 (1995).

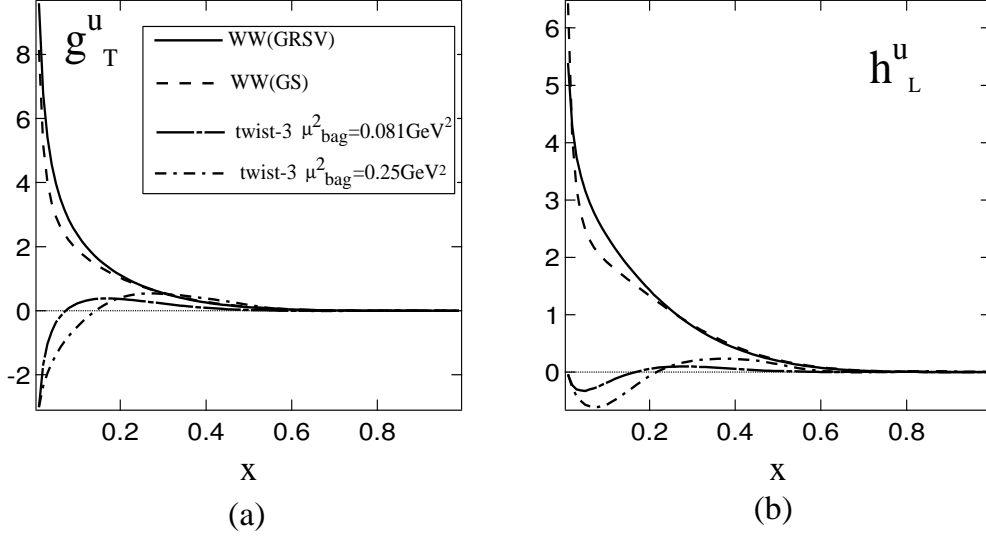


Figure 1: (a) $g_T^{WW}(x, Q^2)$ obtained from the GRSV distribution (solid line) and the GS distribution (dashed line) at $Q^2=1 \text{ GeV}^2$, and $\tilde{g}_T(x, Q^2)$ obtained from the bag model calculation at $Q^2=1 \text{ GeV}^2$ assuming the bag scale is $\mu_{bag}^2 = 0.081 \text{ GeV}^2$ (long dash-dot line) and $\mu_{bag}^2 = 0.25 \text{ GeV}^2$ (short dash-dot line). (b) $h_L^{WW}(x, Q^2)$ and $\tilde{h}_L(x, Q^2)$ at $Q^2=1 \text{ GeV}^2$. The meaning of the lines is the same as (a).

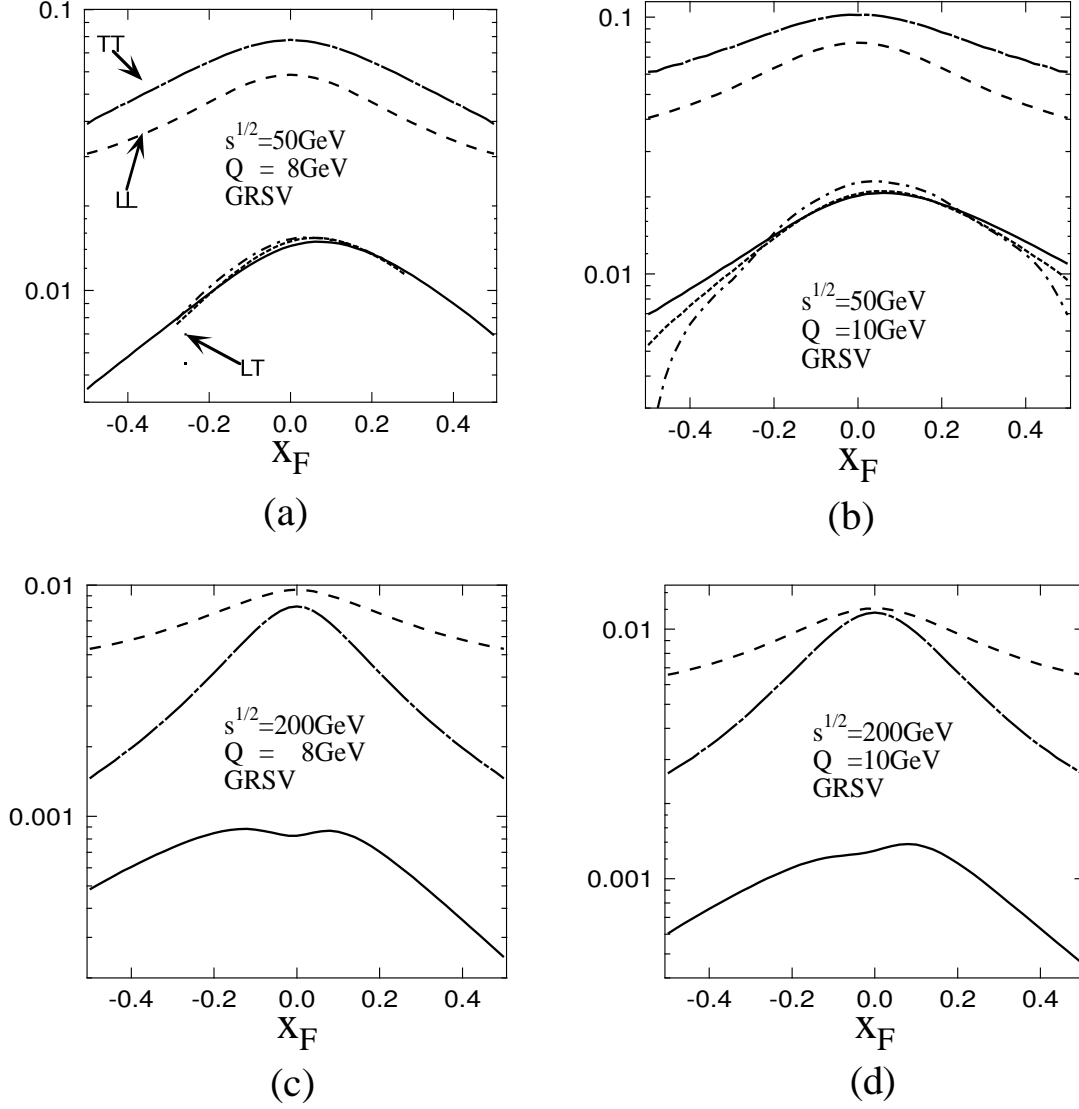


Figure 2: Double spin asymmetries, \tilde{A}_{LL} , \tilde{A}_{TT} , \tilde{A}_{LT} , for the polarized Drell-Yan using the GRSV parton distribution and the bag model at $Q = 8, 10 \text{ GeV}$ and $\sqrt{s} = 50, 200 \text{ GeV}$. The short dash-dot line corresponds to the result with the bag scale $\mu_{bag}^2 = 0.25 \text{ GeV}^2$ and the dotted line corresponds to the result with the bag scale $\mu_{bag}^2 = 0.081 \text{ GeV}^2$.

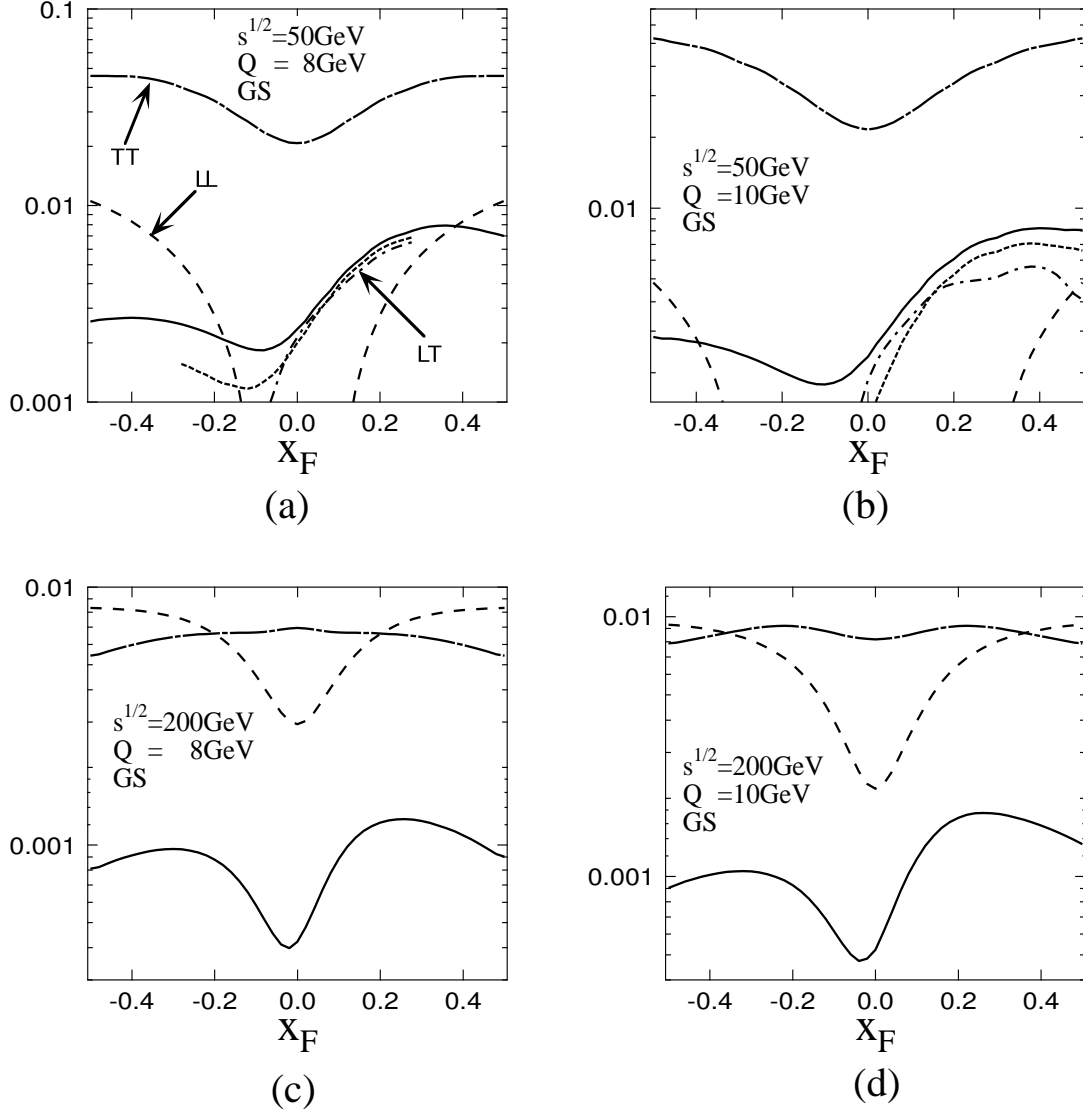


Figure 3: Double spin asymmetries, \tilde{A}_{LL} , \tilde{A}_{TT} , \tilde{A}_{LT} , for the polarized Drell-Yan using the GS parton distribution and the bag model at $Q = 8, 10$ GeV and $\sqrt{s} = 50, 200$ GeV. The meaning of the lines is the same as Fig. 2.

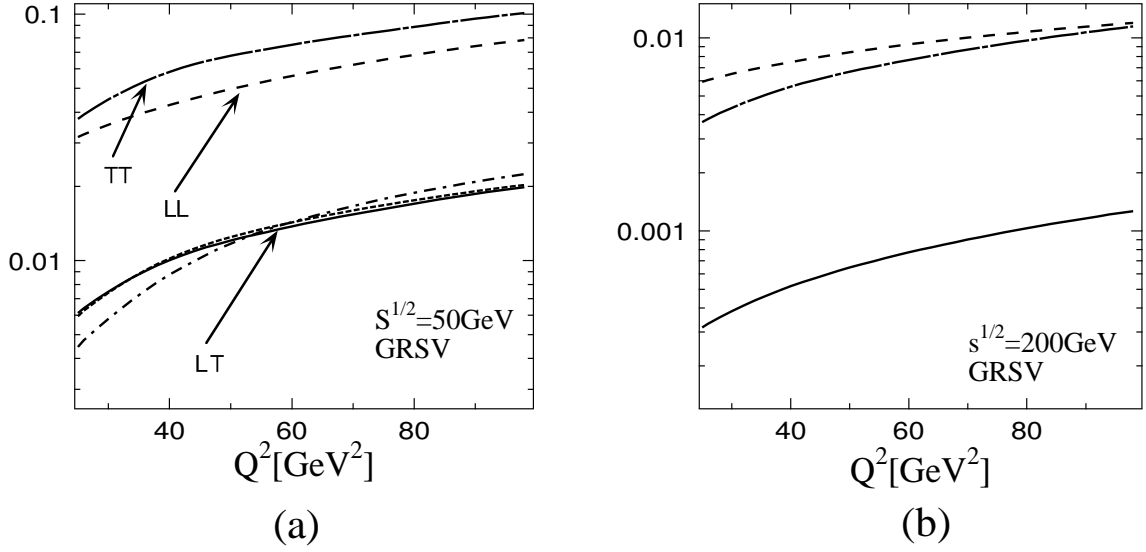


Figure 4: The Q^2 dependence of the asymmetries, \tilde{A}_{LL} , \tilde{A}_{TT} , \tilde{A}_{LT} , in the polarized Drell-Yan at $\sqrt{s} = 50 \text{ GeV}$ (a) and 200 GeV (b) using the GRSV parton distribution and the bag model. The meaning of the lines is the same as Figs. 2.

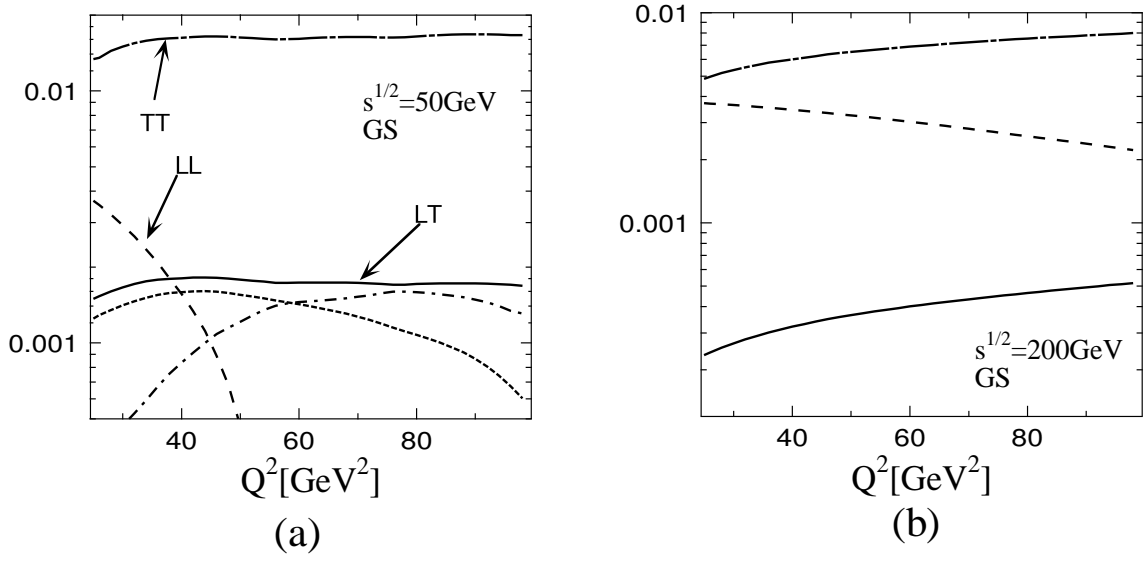


Figure 5: The Q^2 dependence of the asymmetries, \tilde{A}_{LL} , \tilde{A}_{TT} , \tilde{A}_{LT} , in the polarized Drell-Yan at $\sqrt{s} = 50$ GeV (a) and 200 GeV (b) using the GS parton distribution and the bag model. The meaning of the lines is the same as Figs. 2.