

UCLA/98/TEP/1
hep-ph/9801337
January, 1998

What can we learn from $b \rightarrow s\gamma$? ¹

A. K. Grant

*Department of Physics, University of California at Los Angeles,
Los Angeles, CA 90095-1547*

Abstract

We review some recent theoretical progress in the understanding of weak radiative B meson decay, and discuss the implications of present and improved measurements of $b \rightarrow s\gamma$ for supersymmetric models.

¹Talk presented at Beauty '97, Fifth International Workshop on B -Physics at Hadron Machines, Los Angeles, CA, October 13-17, 1997. To be published in Nuclear Instruments and Methods in Physics Research A.

1 Introduction

Measurements of flavor changing neutral current processes provide some of the most stringent experimental tests of the standard model and its extensions. In the standard model, the smallness of quantities such as the $K - \bar{K}$ mixing amplitude is linked to the fact that all such flavor changing amplitudes vanish at tree level, and can proceed only at higher orders in the weak interactions. Because the standard model predictions are so small, these processes provide an excellent testing ground for extended models possessing new sources of flavor violation.

Unfortunately, it is not always a simple task to convert the underlying quark-level weak amplitudes into robust predictions for the observed hadronic quantities. Strong interaction effects can significantly modify the quark model estimates of decay rates. Luckily, in the case of the B mesons, the large mass m_b of the b quark makes it possible to systematically compute the effects of strong interactions in a double expansion in $\alpha_s(m_b) \sim 0.2$ and Λ_{QCD}/m_b , where $\Lambda_{QCD} \sim 200$ MeV is an energy scale typical of hadronic quantities such as the hyperfine splitting in the heavy mesons. Hence the rare B decays $\bar{B} \rightarrow X_s \gamma$ and $\bar{B} \rightarrow X_s \ell^+ \ell^-$ with $\ell = e, \mu, \tau$ are especially suitable as tools for testing the standard model and its extensions.

Over the last year or so, there has been some theoretical progress pertaining to the inclusive $b \rightarrow s \gamma$ transition. With respect to the perturbative calculations, the complete next-to-leading order (NLO) QCD corrections have been completed, resulting in a significant reduction of the theoretical error. In addition, an interesting new class of non-perturbative corrections to the rate have been identified. These effects are of order Λ_{QCD}^2/m_c^2 , with m_c the mass of the charm quark. Such effects are potentially important, of order 10% or more. Furthermore, they appear, on the face of it, to violate the expectations of heavy quark effective theory, which predicts that all such corrections are suppressed by inverse powers of the b quark mass.

In the following section, we review the standard model prediction for the branching ratio $B(\bar{B} \rightarrow X_s \gamma)$. In Sec. 3, we discuss the impact of supersymmetry on the rate, and estimate the range of superpartner masses that might be probed by improved measurements. Sec. 4 concludes.

2 Standard Model Theory

2.1 Status of Perturbative QCD calculations

In the standard model, the $b \rightarrow s \gamma$ decay is mediated by the W exchange diagrams shown in Fig. 1. Ignoring QCD corrections, these diagrams result in an effective Lagrangian of the form

$$\mathcal{L}_{b \rightarrow s \gamma} = \frac{G_F e m_b}{4\sqrt{2}\pi^2} V_{ts}^* V_{tb} C_7 \bar{s}_L \sigma^{\mu\nu} b_R F_{\mu\nu}, \quad (1)$$

where C_7 contains the dependence on the W and top quark masses, and is given by

$$C_7 = \frac{3x^3 - 2x^2}{4(x-1)^4} \ln x - \frac{8x^3 + 5x^2 - 7x}{24(x-1)^3}, \quad x = m_t^2/M_W^2. \quad (2)$$

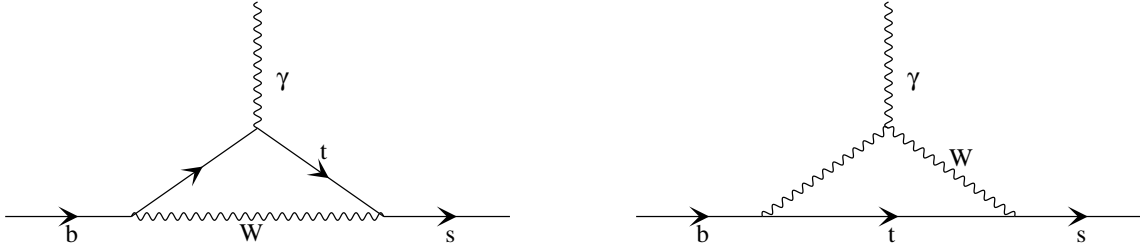


Figure 1: Feynman diagrams for $b \rightarrow s\gamma$.

Perturbative QCD corrections can be included by use of the renormalization group equations, which enable us to scale the coefficient C_7 from a high scale $\mu_W \sim M_W$ to a low scale $\mu_b \sim m_b$. In this way, the large logarithms of order $\alpha_s \log(M_W/m_b)$ can be resummed into the coefficient function $C_7(\mu)$, which now depends on the renormalization scale μ as well as the top and W masses. The leading order QCD corrections have been known for some time [1], and the NLO corrections have recently been completed [2]. In calculating the branching ratio, it is convenient to normalize to the semileptonic width. This eliminates a large uncertainty arising from the usual factor m_b^5 appearing in weak decay rates. The ratio is given by

$$R = \frac{B(\bar{B} \rightarrow X_s \gamma)}{B(\bar{B} \rightarrow X_c e \bar{\nu}_e)} = \frac{|V_{ts}^* V_{tb}|^2}{|V_{cb}|^2} \frac{6\alpha_{QED}}{\pi f(z)} F(|D|^2 + A)(1 + \delta_{NP}). \quad (3)$$

Here $z = m_{c,\text{pole}}^2/m_{b,\text{pole}}^2$, and $f(z)$ is the phase space factor for the semileptonic width. F includes the QCD correction to the semileptonic width, while D is the QCD corrected value of $C_7(\mu)$, and A gives the contribution from certain infrared logarithms appearing in the $b \rightarrow s\gamma g$ rate. The full expressions for f , F , D , and A can be found in Ref. [2]. Finally, the quantity δ_{NP} is the correction due to non-perturbative binding effects, which we shall return to below. The important point here is the dependence on the renormalization scale μ_b . Physical quantities should not depend on μ_b , although at any finite order of perturbation theory, some residual dependence on μ_b remains. Typically μ_b should be chosen of order m_b , but the variation of the prediction for a range of $\mu_b \sim m_b/2, 2m_b$ indicates the uncertainty resulting from higher order corrections. In leading order, this uncertainty is roughly 30%; the inclusion of the NLO corrections reduces this to about 4%.

2.2 Non-Perturbative Corrections

Apart from the perturbative corrections discussed so far, the rate is also modified by non-perturbative binding effects. These effects can be systematically calculated by means of the heavy quark effective theory [3] together with the operator product expansion (OPE). Since the energy release in B decays is large compared to the typical strong interaction scale Λ_{QCD} , the corrections can be organized as a series in powers of Λ_{QCD}/m_b . The leading corrections are governed by the quark ‘pole’ mass $m_{b,\text{pole}}$, a quantity $\bar{\Lambda}$ that measures the mass of the

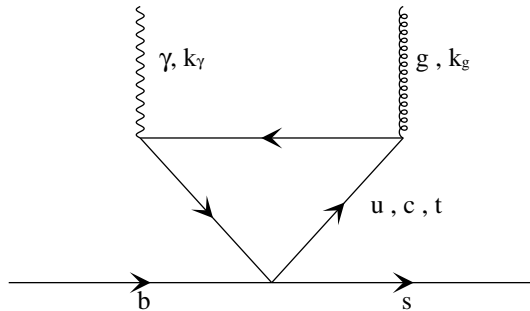


Figure 2: Triangle diagram for the $b \rightarrow s\gamma g$ process. We have omitted a second diagram with the gluon and photon interchanged.

light degrees of freedom in the meson, and finally two quantities $\lambda_{1,2}$ of dimension mass² that measure the Fermi motion of the b quark and the hyperfine splitting between the B and B^* mesons, respectively. λ_1 and λ_2 can be expressed in terms of B meson matrix elements as

$$\lambda_1 = \frac{\langle B | \bar{b}(iD)^2 b | B \rangle}{2M_B}, \quad \lambda_2 = -\frac{\langle B | \bar{b}(g\sigma^{\mu\nu}G_{\mu\nu})b | B \rangle}{12M_B}. \quad (4)$$

The quantities $\lambda_{1,2} \sim \Lambda_{\text{QCD}}^2$ and $\bar{\Lambda} \sim \Lambda_{\text{QCD}}$ suffice to compute the non-perturbative effects through order $1/m_b^2$. For the $b \rightarrow s\gamma$ decay, the rate is given by [4]

$$\Gamma(\bar{B} \rightarrow X_s \gamma) = \Gamma_0 \left(1 + \frac{\lambda_1 - 9\lambda_2}{2m_b^2} \right), \quad (5)$$

where Γ_0 is the quark-level decay rate. Including the $1/m_b^2$ contribution to the semileptonic decay rate [5], we find that the ratio R in Eq. (3) is enhanced by roughly 1% through non-perturbative effects. Note in particular that when the width is expressed in terms of the quark pole mass, the leading corrections are at order $1/m_b^2$ and hence are expected to be quite small.

It has recently been shown that the inclusive $\bar{B} \rightarrow X_s \gamma$ rate is subject to corrections at order $1/m_c^2$ [6]. On naive dimensional grounds, these corrections could be sizable. Indeed, the scale of these effects is set by quantities like $\lambda_2/m_c^2 \sim 0.08$, so shifts of 10% or more are possible. The $\mathcal{O}(1/m_c^2)$ contribution to the inclusive rate comes from an amplitude involving the $b \rightarrow c\bar{c}s$ transition, where the $c\bar{c}$ pair annihilates into the final state photon after absorbing a soft gluon². The resulting loop diagram is shown in Fig. 2. Similar loops involving u and t quarks can be safely neglected. The dependence of this diagram on the charm quark mass can be deduced using dimensional analysis [6]. In terms of the photon and gluon momenta k_γ and k_g , the diagram depends on the invariants k_γ^2 , k_g^2 , $k_\gamma \cdot k_g$, and m_c . In the limit of an on shell photon and a very soft gluon, all of the invariants involving four momenta vanish, and we conclude that the amplitude depends on m_c only. Explicit

²Similar corrections of this type involving hard gluons have been considered in Refs. [7]

evaluation yields a new contribution to the weak effective Lagrangian which mediates the $b \rightarrow s\gamma g$ transition:

$$\mathcal{L}^{b \rightarrow s\gamma g} = -\frac{eQ_c C_2}{8\pi^2} \sqrt{2} G_F V_{cs}^* V_{cb} (\bar{s}_L \gamma^\mu \frac{\lambda^a}{2} b_L) \frac{ig}{3m_c^2} G_a^{\nu\lambda} \partial_\lambda \tilde{F}_{\mu\nu}, \quad (6)$$

where $C_2 \simeq 1.02$ [2] is the coefficient of the $b \rightarrow c\bar{c}s$ four-Fermi operator. Including this term in the OPE for the inclusive $\bar{B} \rightarrow X_s \gamma$ rate, we find a correction of order $1/m_c^2$ [6, 8]:

$$\frac{\delta\Gamma(\bar{B} \rightarrow X_s \gamma)}{\Gamma(\bar{B} \rightarrow X_s \gamma)} = -\frac{C_2}{9C_7} \frac{\lambda_2}{m_c^2} \simeq +0.025. \quad (7)$$

In fact, the approximation leading to Eq. (7) is not as robust as one might hope [9, 10]. The evaluation of the triangle diagram involves an integral of the form

$$I(k_\gamma, k_g) = 24 \int_0^1 x dx \int_0^{1-x} y dy \frac{1}{[m_c^2 - k_g^2 x(1-x) - k_\gamma^2 y(1-y) - 2xy k_g \cdot k_\gamma]}, \quad (8)$$

which reduces to $1/m_c^2$ in the limit $k_\gamma^2, k_g^2, k_\gamma \cdot k_g \ll m_c^2$. In actuality, we have $k_\gamma^2 \equiv 0 \ll m_c^2$ and $k_g^2 \sim \Lambda_{\text{QCD}}^2 \ll m_c^2$; however $k_\gamma \cdot k_g \sim m_b \Lambda_{\text{QCD}} \sim m_c^2$. Hence the result (7), which involves setting $k_\gamma \cdot k_g$ to zero, is potentially subject to large corrections. These corrections manifest themselves as a series of higher dimension operators in $\mathcal{L}^{b \rightarrow s\gamma g}$. Operators of dimension $(8+n)$ in this series will contribute to the inclusive rate by an amount proportional to $(m_b \Lambda_{\text{QCD}}/m_c^2)^n$. Since $(m_b \Lambda_{\text{QCD}}/m_c^2) \sim \mathcal{O}(1)$, these subleading contributions are not suppressed by any small number.

The first few higher dimension operators in the $b \rightarrow s\gamma g$ Lagrangian can be found by expanding the charm loop integral in powers of $k_\gamma \cdot k_g/m_c^2$. The effect of these terms on inclusive rate can be found as before using the OPE: we have [10]

$$\begin{aligned} \frac{\delta\Gamma(\bar{B} \rightarrow X_s \gamma)}{\Gamma(\bar{B} \rightarrow X_s \gamma)} &= \frac{C_2}{9C_7} \frac{1}{12M_B} \langle B | g \bar{b} \left[\frac{1}{m_c^2} \sigma_{\nu\lambda} G^{\nu\lambda} + \frac{2}{15} \frac{m_b}{m_c^4} \sigma_{\nu\alpha} (iD^\alpha) G^{\nu 0} \right. \\ &\quad \left. - \frac{3}{700} \frac{m_b^2}{m_c^6} \left(\sigma_{\nu\lambda} (iD)^2 G^{\nu\lambda} + \sigma^{\nu\alpha} \{iD_\lambda, iD_\alpha\} G^{\nu\lambda} \right) \right] b | B \rangle. \end{aligned} \quad (9)$$

Here we have specialized to the rest frame of the B meson, where to leading order $P_b = (m_b, \mathbf{0})$. The first term in square brackets gives the leading contribution of Eq. (7), while the subsequent terms give the first two subleading corrections. In fact, the first subleading term vanishes at this level of approximation by virtue of the QCD analogue of the Maxwell equation $\nabla \times \mathbf{E} = -\dot{\mathbf{B}}$, together with the heavy quark equations of motion [10]. The next subleading term is certainly negligible, owing to its small $3/700$ coefficient, which arises from solid angle factors in the photon phase space integration as well as small coefficients in the Taylor expansion of the loop integral. The smallness of these corrections leads us to believe that the leading $\sim 3\%$ result of Eq. (7) is in fact quantitatively correct.

It is interesting to ask whether non-perturbative $\mathcal{O}(1/m_c^2)$ effects of this type might be important in other B decays [11]. The impact of the charm loop on $\bar{B} \rightarrow X_s e^+ e^-$ has been estimated [8, 12], and found to be similar to that in $\bar{B} \rightarrow X_s \gamma$, of order a few percent. It is

unlikely that corrections of this type could have a significant impact on the B semileptonic branching ratio or the ratio of the B^0 and Λ_b lifetimes. A comparison of $\bar{\Lambda}_b \rightarrow X_s \gamma$ with $\bar{B} \rightarrow X_s \gamma$ is one way to test for spin dependent effects of this type [6]. Since the light degrees of freedom in the B carry spin 1/2, while those in the Λ_b carry spin 0, we expect that the charm loop will have no effect on Λ_b decays.

Finally, we should point out that the $1/m_c^2$ contributions are not in conflict with heavy quark effective theory. Indeed, in the HQET limit $m_b \rightarrow \infty$ with m_c fixed, the corrections are not proportional to $1/m_c^2$ and have a rather different form [10]. The presence of these effects can be traced to a breakdown of the OPE in processes where the final state photon is radiated from light quarks, rather than being produced directly in the $b \rightarrow s$ transition [9].

2.3 Standard Model Prediction

Assembling the ingredients of the previous subsections, the standard model prediction for the branching ratio is [2, 13]

$$B(\bar{B} \rightarrow X_s \gamma) = 3.48 \pm 0.13 \pm 0.28 \times 10^{-4}, \quad (10)$$

where the first error is due to renormalization scale dependence and the second is due to errors on the input parameters, which have been added in quadrature. A detailed accounting of the errors can be found in [2, 13]; the dominant errors at present are due to the ratio of the b and c quark pole masses (5.3%), the semileptonic branching ratio (4%), and the renormalization scale dependence (4%), with smaller ($\sim 3\%$) errors from $\alpha_s(M_Z)$, CKM angles, and the top quark mass. One promising way to reduce the theoretical error is through better determination of the quark pole masses. Analyses of the lepton energy spectrum or the hadronic invariant mass spectrum in semileptonic decays have been proposed as means of extracting the pole masses [14]. In addition, measurements of the photon energy spectrum in $\bar{B} \rightarrow X_s \gamma$ can be used to provide largely independent constraints on the HQET input parameters [15], including the pole masses.

The prediction (10) is to be compared with measurements by CLEO [16] and ALEPH [17]:

$$B(\bar{B} \rightarrow X_s \gamma) = 2.32 \pm 0.57 \pm 0.35 \times 10^{-4}(\text{CLEO}) \quad (11)$$

$$= 3.38 \pm 0.74 \pm 0.85 \times 10^{-4}(\text{ALEPH}). \quad (12)$$

For reasons discussed in [14], it is important to rely as little as possible on theoretical models of the photon energy spectrum in measuring the branching ratio. Indeed, measurements of the spectrum can be used to refine our theoretical understanding of the B system. As an example, the photon energy spectrum can be related to the lepton energy spectrum in inclusive semileptonic $b \rightarrow u$ decays [18].

3 $b \rightarrow s \gamma$ and Supersymmetry

The impact of new physics, and in particular supersymmetry, on flavor changing neutral currents is the subject of a vast and growing literature. The case of $b \rightarrow s \gamma$ has been studied

extensively [19]. In this section we review some of the salient features of supersymmetry as it relates to flavor changing neutral currents in general and the $b \rightarrow s\gamma$ decay in particular.

Supersymmetry (SUSY) predicts the existence of a scalar partner for each standard model fermion, and a fermionic partner for each gauge or Higgs boson [20]. The left- and right-handed fermions have separate scalar partners, which can have different masses and can mix with one another. In addition, softly broken supersymmetry requires at least one additional Higgs doublet in order to generate masses for both up- and down-type quarks. The Higgs spectrum then consists of two neutral scalars, a neutral pseudoscalar, and a charged Higgs. When the electroweak symmetry is broken, the charged gauginos and Higgsinos mix to form two Dirac ‘charginos,’ while the neutral gauginos and Higgsinos mix to form four Majorana ‘neutralinos.’

Flavor changing neutral currents are problematic for general supersymmetric models. This is a consequence of flavor mixing among the squarks. If the squarks are non-degenerate and strongly mixed, the couplings of the gauginos and Higgsinos will not conserve flavor. Loops involving (for instance) squarks and gluinos can then give large contributions to flavor changing processes. Hence there is a potential conflict between weak-scale supersymmetry and small flavor changing neutral currents[22].

These problems are alleviated if it is assumed that the squarks are degenerate in mass. This is the case, for instance, in supergravity [23] and gauge-mediated [24] models of supersymmetry breaking. In this case, the gluinos and neutralinos have flavor-diagonal couplings, while the chargino couplings reduce to the usual standard model CKM matrix. Renormalization effects break the degeneracy of the squarks. Typically, the squarks will be degenerate at a high scale (~ 10 ’s of TeV to M_{Planck} , depending on the model) where supersymmetry breaking is communicated to the standard model particles. When the squark masses are renormalized down to the weak scale, the squarks of the third generation are lighter than the others. Even in the presence of this mass splitting, the gluino, neutralino, and chargino couplings are not strongly modified in comparison to the case of exact degeneracy.

To illustrate the sensitivity of $b \rightarrow s\gamma$ to high mass superpartners, we will consider a relatively benign scenario with the following parameters [21]. All squarks, except for the lighter top squark \tilde{t}_1 , have a common mass of 500 GeV. The light stop mass is set to 200 GeV, and is taken to be a maximal mixture of \tilde{t}_L and \tilde{t}_R . The ratio of the vacuum expectation values of the two Higgs doublets, $\tan\beta$, is equal to 3, and the charged Higgs mass is 600 GeV. Finally, we will assume that the neutralinos and gluinos have flavor diagonal couplings, while the chargino couplings are proportional to the standard model CKM matrix. In this limit, the dominant contributions to $b \rightarrow s\gamma$ arise from loops involving W and the top quark, the charged Higgs and the top quark, and the charginos and the top squarks. The charged Higgs enhances the rate, while the charginos can enhance or suppress the rate. Consequently it is not possible to derive model-independent bounds on superparticle masses. To compute the rate, we must specify two final parameters: μ , the Higgsino mass parameter, and M_2 , the $SU(2)$ gaugino mass. These parameters determine masses and couplings of the charginos. Fig. 3 qualitatively illustrates the dependence of $B(\bar{B} \rightarrow X_s\gamma)$ on μ and M_2 for this choice of parameters³. For clarity of presentation, we have shown only $\mu > 0$; with this choice of stop

³We caution the reader that while Fig. 3 includes all NLO corrections for the standard model case, the SUSY prediction does not include NLO matching conditions for the Wilson coefficients. These have not yet

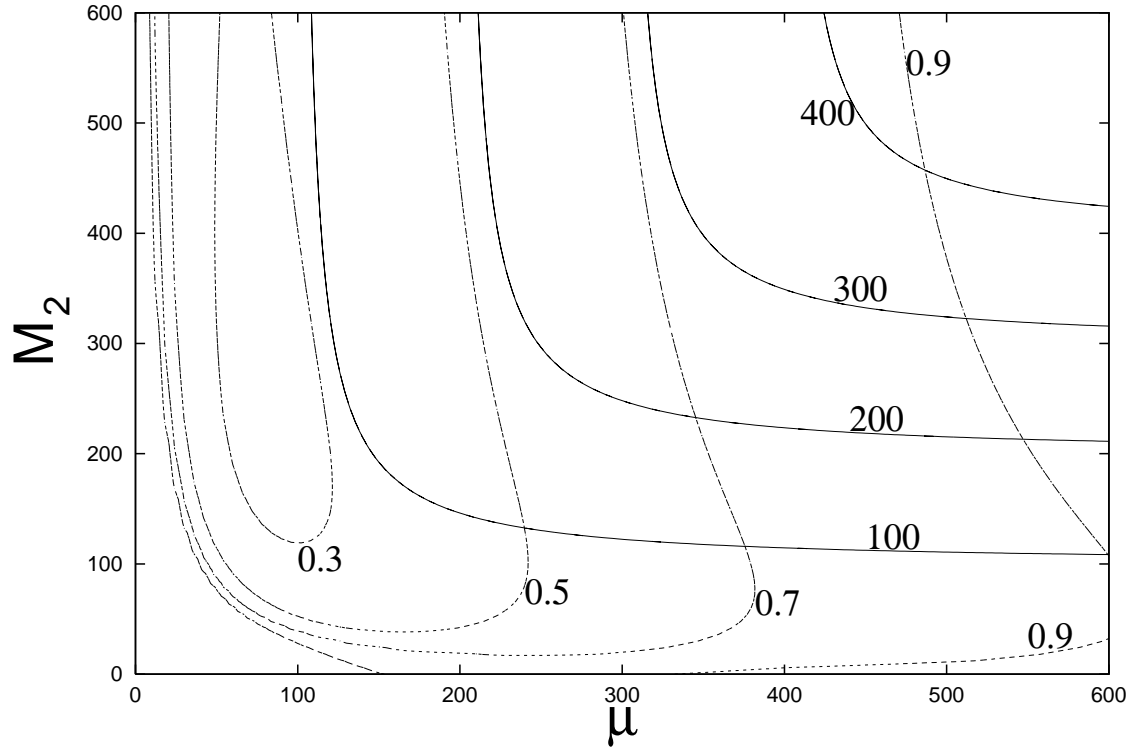


Figure 3: Contours of constant chargino mass (solid curves) and constant $B(\bar{B} \rightarrow X_s \gamma)$ (broken curves). Both axes and the chargino masses are in GeV units. See text for details.

mixing, the charginos enhance the rate for $\mu < 0$. The solid curves are contours of constant chargino mass, along which the lightest chargino has mass 100, 200, 300, and 400 GeV. The broken curves are contours along which the ratio $r = B(b \rightarrow s\gamma)_{\text{SUSY}}/B(b \rightarrow s\gamma)_{\text{SM}}$ is constant, with values 0.3, 0.5, 0.7, and 0.9. We see that deviations from the standard model at the 10-20% level are possible for chargino masses in the 300-400 GeV range. Consequently, improved measurements will continue to narrow the allowed region of SUSY parameter space.

4 Conclusions

Theoretical understanding of $\bar{B} \rightarrow X_s \gamma$ continues to improve. The completion of the NLO QCD corrections has dramatically reduced the uncertainty on the standard model prediction. The non-perturbative corrections of order $1/m_b^2$ are well understood, and the corrections of order $1/m_c^2$, while unexpected, are both small and calculable. The sensitivity of $\bar{B} \rightarrow X_s \gamma$ to new physics is quite remarkable, and we have reason to hope that improved measurements will continue to add to our knowledge of short-distance physics. Improved measurements of the photon energy spectrum will also be an aid in our understanding of hadronic physics.

Acknowledgments

It is a pleasure to thank Peter Schlein for organizing an enjoyable and informative meeting. I would also like to thank Andrew Morgan, Shmuel Nussinov and Roberto Peccei for collaboration on the $\mathcal{O}(1/m_c^2)$ corrections discussed in Sec. 2.2. This work was supported in part by the Department of Energy under Grant No FG03-91ER40662, Task C.

References

- [1] B. Grinstein, R. P. Springer, and M. B. Wise, Nucl. Phys. B 339 (1989) 269; M. Misiak, Phys. Lett. B 316 (1991) 127; M. Misiak, Nucl. Phys. B 393 (1993) 23.
- [2] K. Chetyrkin, M. Misiak, and M. Münz, Phys. Lett. B 400 (1997) 206, and earlier references therein.
- [3] Heavy Quark Effective theory has been reviewed by in these proceedings by Mark B. Wise and by Adam F. Falk.
- [4] A. F. Falk, M. E. Luke, and M. J. Savage, Phys. Rev. D 49 (1994) 3367.
- [5] J. Chay, H. Georgi, and B. Grinstein, Phys. Lett. B 247 (1990) 399; I. I. Bigi, M. Shifman, N. G. Uraltsev and A. I. Vainshtein, Phys. Rev. Lett. 71 (1993) 496; A. Manohar and M. B. Wise, Phys. Rev. D 49 (1994) 4553.
- [6] M. Voloshin, Phys. Lett. B 397 (1997) 275.

been evaluated. This approximation is adequate for our qualitative purposes.

- [7] A. Ali and C. Greub, Phys. Lett. **B361** 46 (1995); A. Khodjamirian, R. Rückl, G. Stoll, and D. Wyler, preprint WUE-ITP-97-001, MPI-PhT/97-5, Zurich Uni-31/96, Technion-ph-96-24, hep-ph/9702318.
- [8] G. Buchalla, G. Isidori and S.-J. Rey, preprint SLAC-PUB-7448 (hep-ph/9705253).
- [9] Z. Ligeti, L. Randall and M. B. Wise, Phys. Lett. B 402 (1997) 178.
- [10] A. K. Grant, A. G. Morgan, S. Nussinov and R. D. Peccei, Phys. Rev. D 56 (1997) 3151.
- [11] Other effects of charm loop diagrams have been discussed by Jonathan L. Rosner and by Marco Ciuchini in these proceedings.
- [12] J.-W. Chen, G. Rupak, and M. J. Savage, Phys. Lett. B 410 (1997) 285.
- [13] A. J. Buras, A. Kwiatkowski, and N. Pott, Phys. Lett. B 414 (1997) 157.
- [14] These analyses have been discussed by Adam F. Falk in these proceedings.
- [15] A. Kapustin and Z. Ligeti, Phys. Lett. B 355 (1995) 318.
- [16] CLEO collaboration, M. S. Alam *et al.*, Phys. Rev. Lett. 74 (1995) 2885.
- [17] ALEPH collaboration, presented at the International Europhysics Conference on High Energy Physics, Jerusalem, August 19-26, 1997.
- [18] M. Neubert, Phys. Rev. D 49 (1994) 4623; I.I. Bigi, M.A. Shifman, N.G. Uraltsev and A.I. Vainshtein, Int. J. Mod. Phys. A 9 (1994) 2467.
- [19] See, e.g., S. Bertolini, F. Borzumati, A. Masiero and G. Ridolfi, Nucl. Phys. B 353 (1991) 591; R. Barbieri and G.F. Giudice, Phys. Lett. B 309 (1993) 86; V. Barger, M. S. Berger, P. Ohmann and R. J. N. Phillips, Phys. Rev. D 51 (1995) 2438; A. Ali, G. F. Giudice and T. Mannel, Z. Phys. C 67 (1995) 417; P. Cho, M. Misiak and D. Wyler, Phys. Rev. D 54 (1996) 3329; F. Gabbiani, E. Gabrielli, A. Masiero and L. Silvestrini, Nucl. Phys. B 477 (1996) 321; J. L. Hewett and J. D. Wells, Phys. Rev. D 55 (1997) 5549; T. Blazek and S. Raby, Indiana University Preprint IUHET-376 (hep-ph/9712257).
- [20] For a review, see, e.g., H. E. Haber and G. L. Kane, Phys. Rept. 117 (1985) 75.
- [21] Similar scenarios have been considered in J. L. Hewett and J. D. Wells, Phys. Rev. D 55 (1997) 5549.
- [22] S. Dimopoulos and D. Sutter, Nucl. Phys. B 452 (1995) 496.
- [23] See, e.g., L. E. Ibáñez and C. López, Nucl. Phys. B 256 (1985) 218.
- [24] For a reviews see, e.g., A. E. Nelson, University of Washington preprint UW-PT-97-20, Talk given at 5th International Conference on Supersymmetries in Physics (SUSY '97), Philadelphia, PA, 27-31 May 1997 (hep-ph/9707442); G. F. Giudice and R. Rattazi, preprint CERN-TH/97-380 (hep-ph/9801271).