

# Dilepton emission from an equilibrating non-abelian plasma

Gouranga C Nayak \*

*Department of Physics, Indian Institute of technology, Kanpur – 208 016, INDIA*

## Abstract

We study dilepton production from a thermally equilibrating quark-gluon plasma expected to be formed in ultra relativistic heavy-ion collisions, within the color flux-tube model. We have solved the Boltzmann equation with Non-abelian features explicitly incorporated. Quark and antiquark distribution functions, used to calculate the dilepton emission rate, are defined in an extended phase space of dimension 14, in SU(3). We find enhancement of dileptons with low transverse momentum, and suppression of dileptons with high transverse momentum, in comparison to the corresponding Drell-Yan productions.

PACS numbers: 12.38.Mh, 25.75.-q, 24.85.+p, 25.75.Dw

Typeset using REVTeX

---

\*e-mail:gcn@iitk.ernet.in

One of the primary aims of the ultra relativistic heavy-ion collision experiment is to detect a new phase of matter, *viz* quark-gluon-plasma(QGP). It is known from lattice quantum chromodynamics that hadronic matter undergoes a transition to this quark-gluon plasma phase at very high temperatures ( $\sim 200\text{MeV}$ ) and densities [1]. While such a phase did exist in the early universe, after  $\sim 10^{-4}$  seconds of the big bang, it will be interesting if we can recreate the early universe and experimentally verify this QCD phase transition in high energy heavy-ion collisions. In the near future, the relativistic heavy ion collider(RHIC) at BNL and large Hadron Collider(LHC) at CERN [2,3] will provide the best opportunity to study such a phase transition. The proposed signatures to detect quark-gluon plasma at these experiments are indirect, and the prominent ones are : 1)  $J/\psi$  suppression [4], 2) electromagnetic probes such as dilepton and direct photon production [5,6], and 3) strangeness enhancement [7].

Consider for example the  $J/\psi$  suppression due to screening. It has been suggested that for an equilibrated plasma  $J/\psi$  suppression is a good probe [4]. There are also calculations of  $J/\psi$  suppression in the equilibrating quark-gluon plasma [8,9] using short-distance QCD. However the uncertainties in  $J/\psi$  formation time and quark-gluon plasma equilibration time make it difficult to compare the results with the experiments. The suppression of  $J/\psi$  in fact, has been observed in reactions where there is no quark-gluon plasma phase, such as in p-A collisions and in collisions of light nucleus [10]. This suppression is well explained by the nuclear absorption of  $J/\psi$  [11]. Although, recently, NA50 collaboration [12] reports an excess in the suppression of  $J/\psi$ , it is still not clear if a quark-gluon plasma phase has formed in this collisions. There are proposals that the data are explained by a deconfined partonic medium [13], or by a medium with high density [14]; but there are also other calculations which explain the data without assuming any quark-gluon plasma phase [15]. As far as the  $J/\psi$  suppression in nucleus-nucleus collision is concerned, many aspects of it has to be studied in greater detail before unambiguous conclusions can be drawn about the existence of quark-gluon plasma. It thus appears that there is a need to study more than one signature if one has to detect QGP. With that in mind we investigate another signature, *i.e.* dilepton

emission.

Dileptons and single photons have long been proposed as useful probes of the plasma [6], as once produced, they hardly interact with the strongly interacting matter and thus carry the details of the circumstances of their production. There has been, however, uncertainties in the calculation in their spectra. This is due to lack of detailed knowledge about the space time evolution of quark-gluon plasma. Recall that the various stages by which the complete evolution of quark-gluon plasma is described in URHIC are, i) pre-equilibrium, ii) equilibrium, where one actually studies the equilibrated quark-gluon plasma, iii) cooling and iv) hadronisation. The pre-equilibrium stage of the collision which leads to thermal and then chemical equilibrium has a crucial role to play. From this point of view it is necessary to study what happens to the dilepton emissions from different stages of evolution of QGP, rather than estimating it in an equilibrated quark-gluon plasma.

The rate of equilibration of quark-gluon plasma in URHIC is different for different models. One of the relevant models that describes the production and the equilibration of QGP is the color flux-tube model [18,19,21]. This flux-tube Model is a generalisation of the familiar Lund string model widely used for  $e^+e^-$  and  $p-p$  collisions [20]. Within this model, the two nuclei that undergo a central collision at very high energies are lorentz-contracted as thin plates. When these two Lorentz-contracted nuclei pass through each other they acquire a nonzero color charge ( $\langle Q \rangle = 0, \langle Q^2 \rangle \neq 0$ ), by a random exchange of soft gluons. The nuclei which act as color capacitor plates produce a chromo-electric field between them [22,23]. This strong electric field creates  $q\bar{q}$  and gluon pairs via the schwinger mechanism [24] which enforces the instability of the vacuum in the presence of an external field. The partons so produced, collide with each other and also get accelerated by the background field. In the case at hand, the color degree has a central dynamical role. In our recent studies we have incorporated the explicit non-abelian features in this model [16,17], where the usual classical phase space of coordinate and momenta is extended to include color. Note that this color charge( $Q^a$ ) being a vector obeys the Wong's equation [25]:

$$\frac{dQ^a}{d\tau} = f^{abc} u_\mu Q^b A^{c\mu} \quad (1)$$

and supplements the Lorenz force equation

$$\frac{dp^\mu}{d\tau} = Q^a F^{a\mu\nu} u_\nu. \quad (2)$$

Here  $A^{a\mu}$  is the gauge potential, and  $f^{abc}$  is the structure constant of the gauge group. The distribution function  $f(x, p, Q)$  of quark and gluon is then defined in the compact phase space of dimension 14 in SU(3). In this extended phase space the transport equation reads as [16,17]

$$\left[ p_\mu \partial^\mu + Q^a F_{\mu\nu}^a p^\nu \partial_p^\mu + f^{abc} Q^a A_\mu^b p^\mu \partial_Q^c \right] f(x, p, Q) = C(x, p, Q) + S(x, p, Q). \quad (3)$$

Here  $S$  and  $C$  on the right hand side of equation (3) correspond to the source and collision terms respectively. The production, collision, acceleration and rotation of partons are implemented in the above transport equation. The boost invariant parameters needed are [26]  $\tau(= \sqrt{t^2 - z^2})$ ,  $p_t$  and  $\xi(= \eta - y)$ , where  $\eta$  is the space time rapidity given by  $\tanh \eta = z/t$  and  $y$  is the momentum rapidity given by  $\tanh y = p_z/p^0$ . In terms of these boost invariant parameters the distribution function is written as  $f(\tau, p_t, \xi, Q)$ . Within the relaxation approach, the collision term is

$$C = \frac{-p^\mu u_\mu (f - f^{eq})}{\tau_c}. \quad (4)$$

Here  $f^{eq}$  is the equilibrium distribution function, in local equilibrium which has explicit color dependence, and is given by:.

$$f_{q,g}^{eq} = \frac{2}{\exp((p^\mu - Q^a \cdot A^{\mu a}) u_\mu / T(\tau)) \pm 1} \quad (5)$$

where the  $+(-)$  sign is to be taken for quarks(gluons). The source terms for  $q\bar{q}$  and gluon pair production is obtained by the Schwinger mechanism of particle production (see [16,17]).

In the process where field and particles are present, the conservation of energy momentum is expressed in the form:

$$\partial_\mu T_{mat}^{\mu\nu} + \partial_\mu T_f^{\mu\nu} = 0, \quad (6)$$

where  $T_{mat}^{\mu\nu} = \int p^\mu p^\nu (2f_q + 2\bar{f}_q + f_g) d\Gamma dQ$  and  $T_f^{\mu\nu} = \text{diag}(E^2/2, E^2/2, E^2/2, -E^2/2)$ . Here  $d\Gamma = d^3p/(2\pi)^3 p_0 = p_t dp_t d\xi/(2\pi)^2$ , and  $dQ$  is the integral in the colour space. The factor 2 in the above expression is for two flavors of quarks. Equation (3) along with equation (6) is solved self consistently (description about numerical program is given in references [16,17]) to study the production and equilibration of quark-gluon plasma in URHIC. Here we calculate a dilepton rate using this distributions of partons.

The dominant process which produces a dilepton pair  $l^+l^-$  is

$$q + \bar{q} \rightarrow \gamma^* \rightarrow l^+ + l^- \quad (7)$$

where  $\gamma^*$  is the intermediate virtual photon. The dilepton emission rate  $dN$  in a space time volume  $d^4x$  is written as

$$\frac{dN}{d^4x d^4P} = \frac{1}{(2\pi)^6} \int d^3p_1 d^3p_2 dQ f(x, p_1, Q) \bar{f}(x, p_2, Q) v_{rel} \sigma(M^2) \delta^4(P - p_1 - p_2). \quad (8)$$

Here  $P^\mu$  is the four momentum of the lepton pair, with  $P_T$  its transverse momentum and  $M_T (= \sqrt{M^2 + \mathbf{P}_T^2})$  its transverse mass.  $M$  is the invariant mass of the dilepton pair ( $M^2 = P^\mu P_\mu$ ) and  $v_{rel} = M^2/2E_1E_2$  is the relative flux velocity of quark and antiquark pair in the above process. The distribution function of quark and antiquark is a function of the color charge  $Q$ .  $dQ$  is the integral of the the color part of the phase space. The dilepton production cross section for the above reaction is

$$\sigma(M^2) = \frac{4\pi\alpha^2}{3M^2} \left[ 1 + \frac{2m_l^2}{M^2} \right] \left[ 1 - \frac{4m_l^2}{M^2} \right] F_q \quad (9)$$

where  $F_q = N_s^2 \frac{1}{N} \sum_f e_f^2$  and  $m_l$  is the mass of the lepton.  $N$  is the color averaging factor (corresponds to the volume of the compact(color) space),  $N_s$  is the spin degeneracy ( $N_s = 2s + 1$ ) and  $e_f$  is the fractional charge of the flavour. For dilepton pair of large mass the emission rate in the midrapidity region ( $Y = 0$ ) of lepton pair is given by:

$$\frac{dN}{dM_T^2 dY dP_T^2} = \frac{5R^2\alpha^2}{72\pi^7} \int d\tau \tau W(f_1, f_2). \quad (10)$$

where

$$W(f_1, f_2) = \int_{-\infty}^{+\infty} d\eta \int_{-\infty}^{+\infty} d\xi_1 \int_{p_-}^{p_+} dp_{t1} \int dQ \frac{p_{t1} f(\tau, p_{t1}, \xi_1, Q) \bar{f}(\tau, p_{t2}, \xi_2, Q)}{[p_{t1}^2 P_T^2 - [p_{t1} M_t ch(\eta - \xi_1) - \frac{1}{2} M^2]^2]^{1/2}} \quad (11)$$

with  $p_{t2} = \sqrt{M_T^2 - 2M_T p_{t1} ch(\eta - \xi_1) + p_{t1}^2}$ ,  $sh\xi_2 = \frac{1}{p_{t2}}(M_T sh\eta - p_{t1} sh\xi_1)$  and  $p_{\pm} = \frac{1}{2}M^2[M_T ch(\eta - \xi_1) \mp P_T]^{-1}$ . In equation (10) we have used  $d^4x = \pi R^2 d\tau d\eta$  (where  $R$  is the radius of the radiating region).  $\alpha (= 1/137)$  is the coupling constant of the electromagnetic interaction.

It has been shown that the thermal dilepton rate does not depend on  $M$  and  $P_T$  separately, but only on  $M_T$ . This is known as  $M_T$  scaling in QGP [28]. However this  $M_T$  scaling is violated in an equilibrating plasma, as can be seen from equation (10). In this case the dilepton rate depends on both  $M_T$  and  $P_T$ . This would also be the case if one takes the transverse expansion of the plasma into account [29].

In our calculation we have taken  $R = 7fm$  corresponding to Au-Au collisions. We have considered two different cases corresponding to two different relaxation times,  $\tau_c = 5fm$  and  $\tau_c = 0.2fm$ . The relaxation time  $\tau_c = 5fm$  corresponds to collisionless limit and  $\tau_c = 0.2fm$  corresponds to a more realistic limit of equilibration [27]. We have calculated the dilepton rate as a function of  $M_T$  for  $P_T = 0$  and 1 GeV respectively. In fig-1 we have presented the dilepton rate at  $\tau_c = 0.2fm$ . As can be seen from the figure, the dilepton yield becomes lesser for higher values of transverse momenta. In fig-2 we have shown our results for  $\tau_c = 5fm$  which corresponds to the collisionless limit. The rate at higher  $M_T$  is found to be larger than that at  $\tau_c = 0.2fm$ . This is because the average energy per parton is higher at  $\tau_c = 5fm$  than at  $\tau_c = 0.2fm$  as observed in [17]. In the absence of any collision the partons come with higher energies than the partons with collision. The collisions among the partons drive the system towards equilibrium.

In fig-3 and fig-4 we have compared our results with the corresponding Drell-Yan predictions. The Drell-Yan results are taken from the reference [30]. It can be seen that the pre-equilibrium dilepton rate is larger than the Drell-Yan rate for very small transverse momentum. This is true for  $M_T$  less than 2 GeV. For  $M_T$  greater than 2 GeV, Drell-Yan

production dominates over the pre-equilibrium dilepton production. For large transverse momentum of dilepton pair, the production from the pre-equilibrium phase is lesser than the Drell-Yan production in the whole range of dilepton transverse mass. This can be seen from fig-4. This is contrary to the earlier findings [31,32]. However the production of partons are not too hard in this model, and one expects to have such a low rate in the dilepton spectra than the Drell-Yan emission.

Summarizing the paper, we have calculated the dilepton spectra in ultra relativistic heavy-ion collisions within color flux-tube model, with Non-abelian features explicitly incorporated. We have found a smaller rate in dilepton production at high  $M_T$  and  $P_T$  than the corresponding Drell-Yan production. This is in contrary to earlier findings.

## REFERENCES

- [1] F. Karsch, Rep. Prog. Phys. **56**, 1347 (1993).
- [2] T. C. Awes et al.(eds.), Nucl. Phys. **A544**, 1c (1993).
- [3] H. A. Gustafsson et al.(eds.), Nucl. Phys. **A566**, 1c (1994).
- [4] T. Matsui and H. Satz, Phys. Lett . B **178**, 416 (1986).
- [5] M. T. Strickland, Phys. Lett. B **331**, 245 (1994).
- [6] Jan-e Alam, Sibaji Raha and Bikash Sinha, Phys. Rep. **273** 243 (1996).
- [7] J. Rafelski and B. Muller, Phys . Rev. Lett. **48**, 1066 (1982),  
C. P. Singh, phys. Rev. Lett. **56**, 870 (1990).
- [8] Xiao-Ming Xu *et al.*, Phys. Rev. C **53**, 3051 (1996).
- [9] Gouranga C. Nayak. Submitted to JHEP.
- [10] C. Baglin *et al.* Phys. Lett. B **270**, 105 (1991);  
C. Baglin *et al. ibid* **345**, 617 (1995).
- [11] C. Gerschel and J. Hufner, Z. Phys. C **56**, 171 (1992).
- [12] M. Gonin et al. Nucl Phys. A **610**, 404c (1996).
- [13] D. Kharzeev, C. Lourenco, M. Nardi and H. Satz, Z. Phys. C **74**, 307 (1997).
- [14] J. P. Blaiziot and J. Y. Ollitrarault, Phys. Rev. Lett. **77**, 1703 (1996).
- [15] R. C Hwa, T. Pisut and N. Pisutova, **OITS** 628 (1997).
- [16] Gouranga C. Nayak and V. Ravishankar, Phys. Rev. D **55**, 6877 (1997): and references therein.
- [17] Gouranga C. Nayak and V. Ravishankar, Report No: hep-ph/9710406; Submitted to Phys. Rev. C.



- [18] G. Baym, Phys. Lett. **138B**, 18 (1984)
- [19] K. Kajantie and T. Matsui, Phys. Lett. **164B**, 373 (1985).
- [20] B. Andersson *et al.* Phys. Rep. **97**, 31 (1983), Nucl. Phys. B **281**, 289 (1987).
- [21] B. Banerjee, R. S. Bhalerao and V. Ravishankar, Phys. Lett. B **224** 16 (1989)
- [22] F. E. Low, Phys. Rev. D **12** 163 (1975)
- [23] S. Nussinov, Phys. Rev. Lett. **34**, 1286 (1975).
- [24] J. Schwinger, Phys. Rev. **82**, 664 (1951)
- [25] S. K. Wong, Nuovo Cemento A **65**, 689 (1970)
- [26] J. D. Bjorken, Phys. Rev D **27**, 140 (1983)
- [27] K. Geiger, Phys. Rep. **258**, 237 (1995).
- [28] L. D. McLerran and T. Toimela, Phys. Rev D **23** 545(1985).
- [29] K. Kajantie, M. Kajata, L. McLerran and P. V. Ruuskanen, Phys. Rev. D **34** 811 (1986).
- [30] M. Asakawa and T. Matsui, Phys. Rev D **43** 2871 (1991).
- [31] A. Bialas and J. P. Blaizot, Phys. Rev. D **32** 2954 (1985).
- [32] K. Geiger and J. I. Kapusta, Phys. Rev. Lett **70** 1920 (1993).

### Figure captions

**FIG. 1.** Dilepton rate from pre-equilibrium stage, as a function of  $M_T$  for  $\tau_c=0.2$  fm.

**FIG. 1.** Dilepton rate from pre-equilibrium stage, as a function of  $M_T$  for  $\tau_c=5.0$  fm (collisionless limit).

**FIG. 3.** Drell-Yan and pre-equilibrium dilepton rate as a function of  $M_T$  for  $\tau_c=0.2$  fm ( $P_T = 0$  GeV).

**FIG. 4.** Drell-Yan and pre-equilibrium dilepton rate as a function of  $M_T$  for  $\tau_c=0.2$  fm ( $P_T = 1$  GeV).

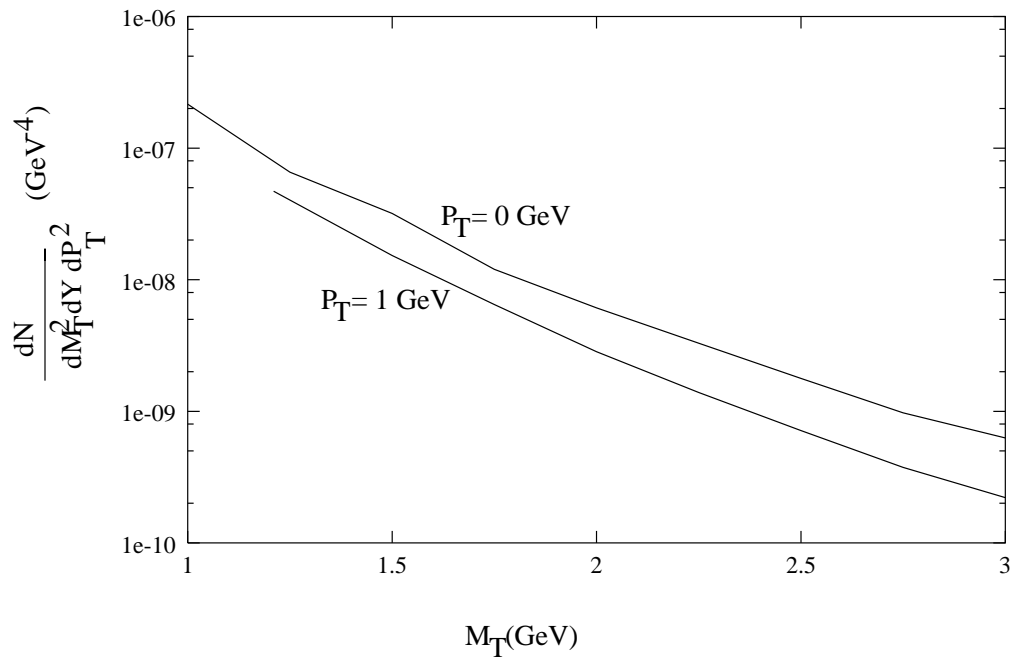


Fig-1

NAYAK



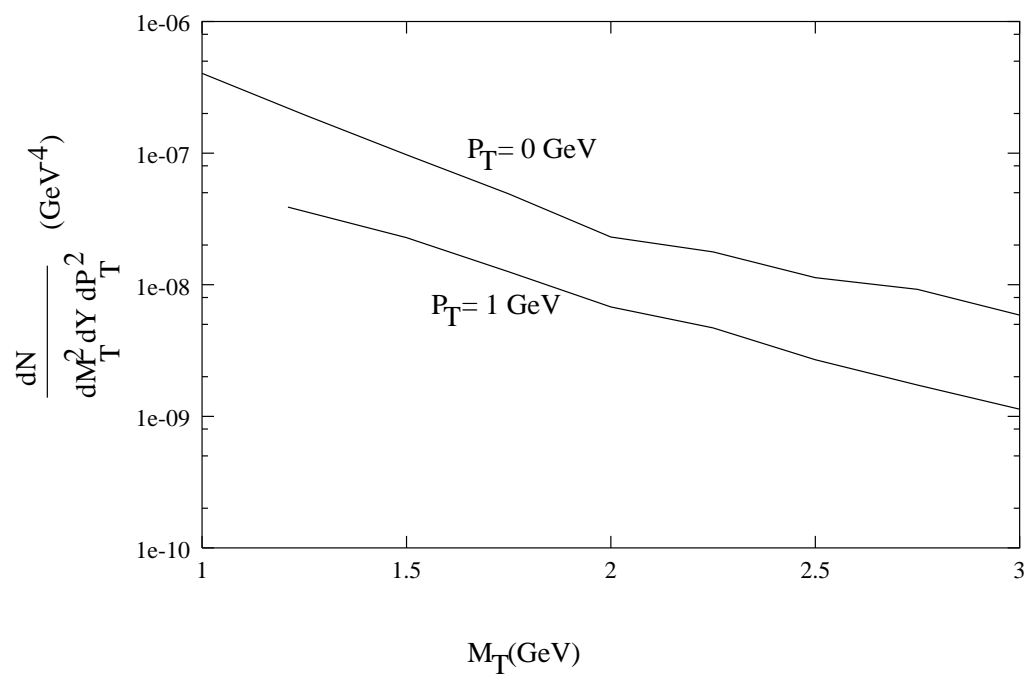


Fig-2

NAYAK



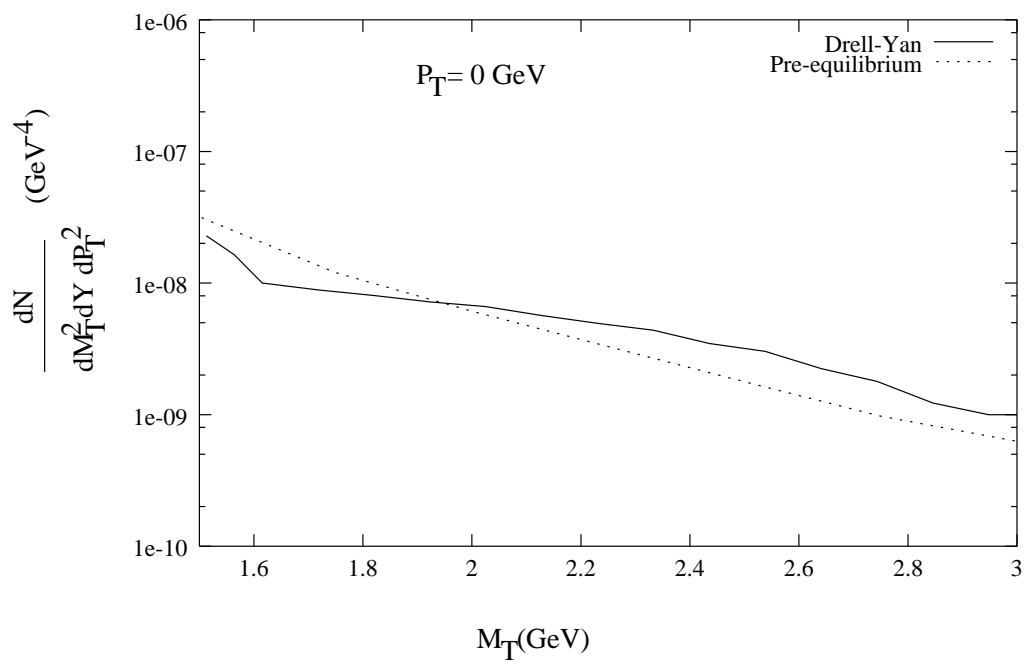


Fig-3





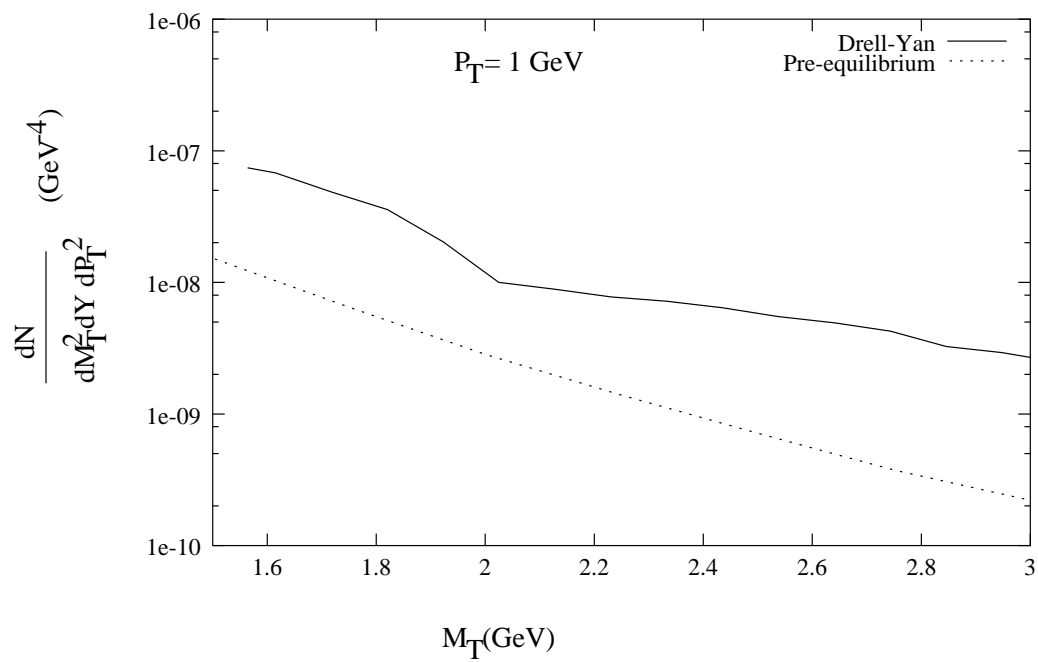


Fig-4

NAYAK

