

A Strong Electroweak Sector at Future $\mu^+\mu^-$ Colliders ¹

R. Casalbuoni^{a,b}, S. De Curtis^b, D. Dominici^{a,b}

A. Deandrea^c, R. Gatto^d and J. F. Gunion^e

^a*Dipartimento di Fisica Università di Firenze, I-50125 Firenze, Italia*

^b*I.N.F.N., Sezione di Firenze, I-50125 Firenze, Italia*

^c*Centre de Physique Théorique, CNRS, Luminy F-13288 Marseille, France*

^d*Département de Physique Théorique, Université de Genève, CH-1211 Genève 4, Suisse*

^e*Department of Physics, University of California, Davis, CA 95616, USA*

Abstract. We discuss the prospects for detecting at a muon collider the massive new vector resonances V and light pseudo-Nambu-Goldstone bosons P of a typical strongly interacting electroweak sector (as represented by the BESS model). Expected sensitivities to V 's at a high energy collider are evaluated and the excellent prospects for discovering P 's via scanning at a low energy collider are delineated.

INTRODUCTION

In this contribution we consider some aspects of strong electroweak symmetry breaking at future $\mu^+\mu^-$ colliders. In particular we will concentrate on the possibility of detecting new vector resonances and pseudo-Nambu-Goldstone bosons (PNGB) originating from the strong interaction responsible for electroweak symmetry breaking. This study will be performed within the framework of the BESS model [1] and of its generalizations [2]. We recall here the main features of this model. The BESS model is an effective lagrangian parameterization of the symmetry breaking mechanism, based on a symmetry $G = SU(2)_L \otimes SU(2)_R$ broken down to $SU(2)_{L+R}$. New vector particles are introduced as gauge bosons associated with a hidden $H' = SU(2)_V$. The symmetry group of the theory becomes $G' = G \otimes H'$. It breaks down spontaneously to $H_D = SU(2)$, which is the diagonal subgroup of G' . This gives rise to six Goldstone bosons. Three are absorbed by the new vector particles while the other three give mass to the standard model (SM) gauge bosons, after the gauging of the subgroup $SU(2)_L \otimes U(1)_Y \subset G$. The parameters of the BESS model are the mass of these new bosons M_V , their self coupling g'' ,

¹⁾ Talk presented by D. Dominici

and a third parameter b whose strength characterizes the direct couplings of the new vectors V to the fermions. However, due to the mixing of the V bosons with W and Z , the new particles are coupled to the fermions even when $b = 0$. The parameter g'' is expected to be large due to the fact that these new gauge bosons are thought of as bound states from a strongly interacting electroweak sector. By taking the formal $b \rightarrow 0$ and $g'' \rightarrow \infty$ limits, the new bosons decouple and the SM is recovered. By considering only the limit $M_V \rightarrow \infty$ they do not decouple.

The extension of the BESS model we will consider here is obtained by enlarging the original chiral symmetry $SU(2)_L \otimes SU(2)_R$ to the larger group $SU(8)_L \otimes SU(8)_R$ [2]. The main new feature of this extension is the presence of 60 PNGB's. Their masses come from the breaking of the chiral group provided by the $SU(3) \otimes SU(2)_L \otimes U(1)_Y$ gauge interactions and by Yukawa couplings [3]. We emphasize that most non-minimal models of a strongly interacting electroweak sector will contain PNGB's, although the number and their exact properties are model dependent.

BOUNDS ON THE PARAMETER SPACE FOR THE NEW VECTOR BOSONS

Bounds on the parameter space of the BESS model from existing data have already been studied (see for instance [4]). Future lepton colliders can improve these limits by testing virtual effects of the new vector particles, especially in the annihilation channels $l^+l^- \rightarrow W^+W^-$. In fact, the most relevant observable is the differential cross section $d\sigma(l^+l^- \rightarrow W_{L,T}^+W_{L,T}^-)/d\cos\theta$, where θ is the overall center of mass scattering angle and the decays of the W^+ and W^- are used to reconstruct the final W polarizations. The analysis is performed by taking 19 bins in the angular region restricted by $|\cos\theta| \leq 0.95$. Since the new vectors strongly couple to the longitudinal W , the most relevant process is $l^+l^- \rightarrow W_L^+W_L^-$. We have studied the channel with one W decaying leptonically and the other one hadronically. In Fig. 1 we present the 90% C.L. contours in the plane $(b, g/g'')$ for $M_V = 1$ TeV. The continuous and the dashed lines correspond to the bound from the combined differential $W_{L,T}W_{L,T}$ cross sections at a 500 GeV lepton collider with $20 fb^{-1}$ of integrated luminosity, assuming effective branching ratios $B = 0.1$ and $B = 0.2$, respectively. The first case can correspond to an e^+e^- machine where the loss of luminosity from beamstrahlung is taken into account. The second one to a muon collider or to an electron collider with a low beamstrahlung loss. The regions within which one can exclude or detect the V at the 90% CL are the external ones.

Statistical errors are taken into account and we have assumed a systematic error of 1.5%. The dot-dashed line corresponds to the bound from the total cross section $pp \rightarrow W^\pm, V^\pm \rightarrow W^\pm Z \rightarrow \mu\nu\mu^+\mu^-$ at LHC if no deviation is observed with respect to the SM within the experimental errors. Statistical errors and a systematic error of 5% have been included. In conclusion, for models of new strong interacting vector resonances the measurement of $d\sigma(l^+l^- \rightarrow W_{L,T}^+W_{L,T}^-)/d\cos\theta$ gives rather

strong bounds, provided one is able to reconstruct the final W polarizations. These bounds become very stringent for increasing energy of the collider [4].

Direct production of the new vector bosons can also be considered. A muon collider of 3 – 4 TeV will enable us to completely explore the strongly interacting electroweak option [5].

Since one must rely on an effective non-renormalizable description, one has to take into account the partial wave unitarity limits from WW scattering. In fact when the mass of the new vectors is in the range 2 – 4 TeV, these bounds come out to be quite restrictive. If we denote by $A(s, t, u)$ the amplitude for the scattering $W^+W^- \rightarrow ZZ$, one gets

$$A(s, t, u) = \left(1 - \frac{3}{4}\alpha\right) \frac{s}{v^2} + \frac{\alpha}{4} \frac{M_V^2}{v^2} \left(\frac{u - s}{t - M_V^2 + iM_V\Gamma_V} + \frac{t - s}{u - M_V^2 + iM_V\Gamma_V} \right) \quad (1)$$

where $\alpha = 192\pi v^2\Gamma_V/M_V^3$ and $v = 246$ GeV.

Projecting the components with definite isospin into the lower partial waves and requiring that the bounds $a_{IJ} \leq 1$ are valid up to energies Λ , such that $\Lambda/M_V \leq 1.5$, we get the limitations in the plane (M_V, Γ_V) given in Fig. 2. The intersection of the three allowed regions gives a general upper bound on the mass $M_V \sim 3$ TeV. The previous considerations can be applied also to the technirho case, which is obtained by taking $\alpha = 2$. In this model the unitarity bound turns out to be $M_{\rho_T} \leq 2$ TeV. In Fig. 3 we translate these limits into restrictions on the parameters of the BESS model, using the relation $\Gamma_V = M_V^5/(48\pi v^4 g''^2)$.

We conclude that the unitarity bounds imply that one or more of the heavy vector resonances should be discovered at the LHC, NLC, a $\sqrt{s} \sim 500$ GeV muon collider, or, for certain, at a 3 – 4 TeV muon collider, unless g'' is very large and b is very small so that they are largely decoupled.

PNGB PRODUCTION AT A MUON COLLIDER IN THE EXTENDED BESS MODEL

In this section, we consider s -channel production of the lightest neutral PNGB P^0 at a future $\mu^+\mu^-$ collider. Although we shall employ the specific P^0 properties as predicted by the extended BESS model with $SU(8) \otimes SU(8)$ symmetry [2], many of our results apply in general fashion to other models of a strongly interacting electroweak sector.

In the extended BESS model, the PNGB mass derives [3] from gauge contributions and a contribution from the effective low-energy Yukawa interactions between the PNGB's and ordinary fermions. The lightest neutral PNGB's are the following combinations of the isosinglet and isotriplet components: $P^0 = (\tilde{\pi}_3 - \pi_D)/\sqrt{2}$, $P^{0'} = (\tilde{\pi}_3 + \pi_D)/\sqrt{2}$. The P^0 boson couples to the $T_3 = -1/2$ component of the fermion doublet while $P^{0'}$ couples to the $T_3 = 1/2$ component. It is the P^0 upon which we focus. The expressions for the P^0 and $P^{0'}$ masses are [3]

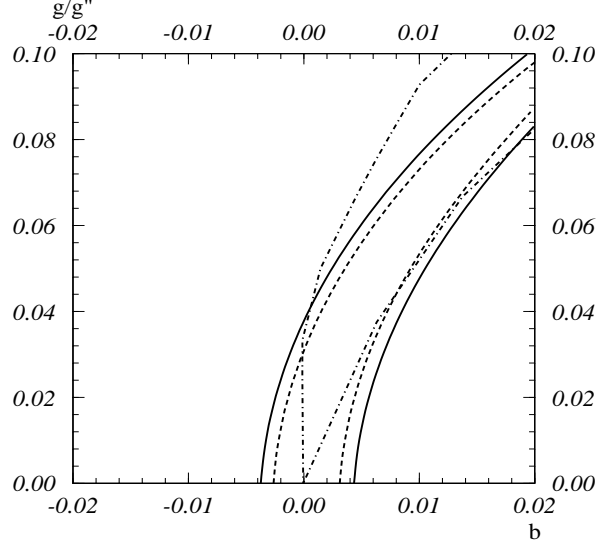


FIGURE 1. BESS model 90% C.L. contours in the plane $(b, g/g'')$ for $M_V = 1$ TeV. The continuous and the dashed lines correspond to the bound from the differential $W_{L,T}W_{L,T}$ cross sections at a 500 GeV lepton collider for $B = 0.1$ and $B = 0.2$ respectively. The dot-dashed line corresponds to the bound from the total cross section $pp \rightarrow W^\pm, V^\pm \rightarrow W^\pm Z$ at LHC. The allowed regions are the internal ones.

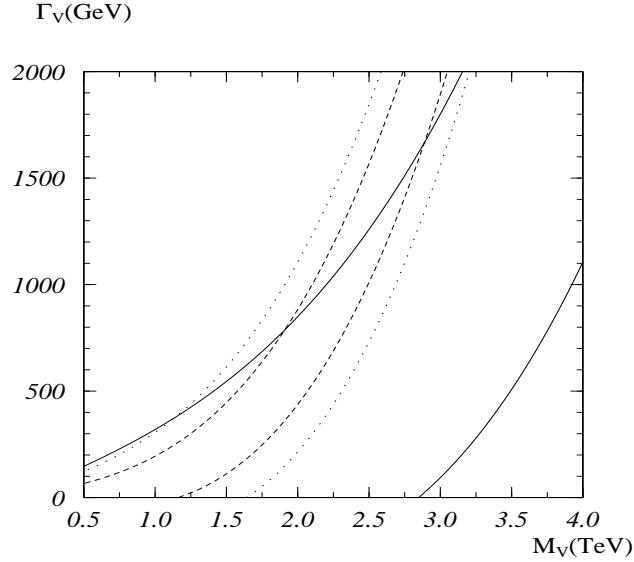


FIGURE 2. Unitarity bounds in the plane (M_V, Γ_V) with $\Lambda/M_V = 1.5$. The dashed line corresponds to the bound from the partial wave a_{00} , the dotted one to a_{20} , and the continuous one to a_{11} . The allowed regions are the internal ones.

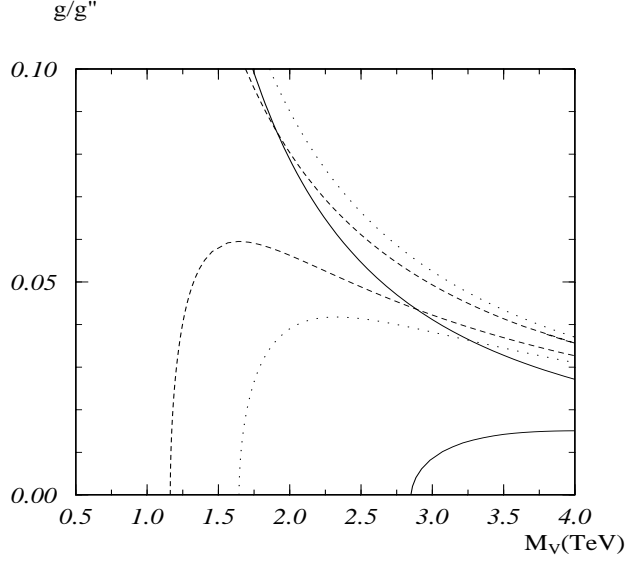


FIGURE 3. Unitarity bounds in the plane $(M_V, g/g'')$ with $\Lambda/M_V = 1.5$. The dashed line corresponds to the bound from the partial wave a_{00} , the dotted one to a_{20} , and the continuous one to a_{11} . The allowed regions are the internal ones.

$$m_{P^0}^2 = \frac{2\Lambda^2}{\pi^2 v^2} m_b^2, \quad m_{P^{0\prime}}^2 = \frac{2\Lambda^2}{\pi^2 v^2} m_t^2 \quad (2)$$

where Λ is an UV cut-off, situated in the TeV region. The first result above can be written as $m_{P^0} \sim 8 \text{ GeV} \times \Lambda(\text{TeV})$. Thus, not only does the P^0 have the $\mu^+\mu^-$ coupling needed for s -channel production at a muon collider, but also, in this model, m_{P^0} should be relatively small, $\lesssim 80 \text{ GeV}$ for $\Lambda \lesssim 10 \text{ TeV}$ (as expected in the present model).

The P^0 Yukawa couplings to fermions are [3]

$$\mathcal{L}_Y = -i\lambda_b \bar{b}\gamma_5 b P^0 - i\lambda_\tau \bar{\tau}\gamma_5 \tau P^0 - i\lambda_\mu \bar{\mu}\gamma_5 \mu P^0 \quad (3)$$

with

$$\lambda_b = \sqrt{\frac{2}{3}} \frac{m_b}{v}, \quad \lambda_\tau = -\sqrt{6} \frac{m_\tau}{v}, \quad \lambda_\mu = -\sqrt{6} \frac{m_\mu}{v} \quad (4)$$

For the P^0 , the $\gamma\gamma$ and gluon-gluon channels are also important; the corresponding couplings are generated by the ABJ anomaly. We list here all the partial widths relevant for our analysis:

$$\Gamma(P^0 \rightarrow \bar{f}f) = C \frac{m_{P^0}}{8\pi} \lambda_f^2 \left(1 - \frac{4m_f^2}{m_{P^0}^2}\right)^{1/2}$$

$$\begin{aligned}\Gamma(P^0 \rightarrow gg) &= \frac{\alpha_s^2}{48\pi^3 v^2} N_{TC}^2 m_{P^0}^3 \\ \Gamma(P^0 \rightarrow \gamma\gamma) &= \frac{2\alpha^2}{27\pi^3 v^2} N_{TC}^2 m_{P^0}^3\end{aligned}\tag{5}$$

where $C = 1(3)$ for leptons (down-type quarks) and N_{TC} is the number of technicolors. The corresponding branching ratios are shown in Fig. 4.

There are presently no definitive limits on the mass of the P^0 . Potentially useful production modes arise through its ABJ anomaly coupling to pairs of electroweak gauge bosons [6,7]. At LEP the dominant production mode is $Z \rightarrow \gamma P^0$. The limit of [7], obtained by requiring a $Z \rightarrow \gamma\varphi$ decay width of $2 \cdot 10^{-6}$ GeV in order to make the φ visible in a sample of 10^7 Z bosons, can be rescaled to the case of the P^0 . We find that for $N_{TC} \leq 9$ there is no limit on m_{P^0} , while, for instance, for $N_{TC} = 10$ $m_{P^0} \geq 12$ GeV is required.

Future limits from the Tevatron and LHC have also been considered [7]. In the single production mode, the best hope of finding the P^0 at hadron colliders is via the anomalous decay $P^0 \rightarrow \gamma\gamma$. The signal in this channel is similar to that of a Standard Model Higgs boson of the same mass, given the comparable branching ratio illustrated in Fig. 4. However, for the range of P^0 masses we are considering the signal will be hard to see since the $\gamma\gamma$ continuum background is very large at low mass. Another possibility would be to produce pairs of PNGB's, as for instance, in the resonant production $pp \rightarrow V^\pm \rightarrow P^\pm P^0 + X$ [8], where V is the vector resonance discussed in the Introduction. However, the discovery of the PNGB's via $t\bar{t}b\bar{b}$ or $t\bar{t}bgg$ decays, needs a careful evaluation of backgrounds in the LHC environment. One could also consider the process $pp \rightarrow gg \rightarrow P^0 P^0$, mediated by the anomalous

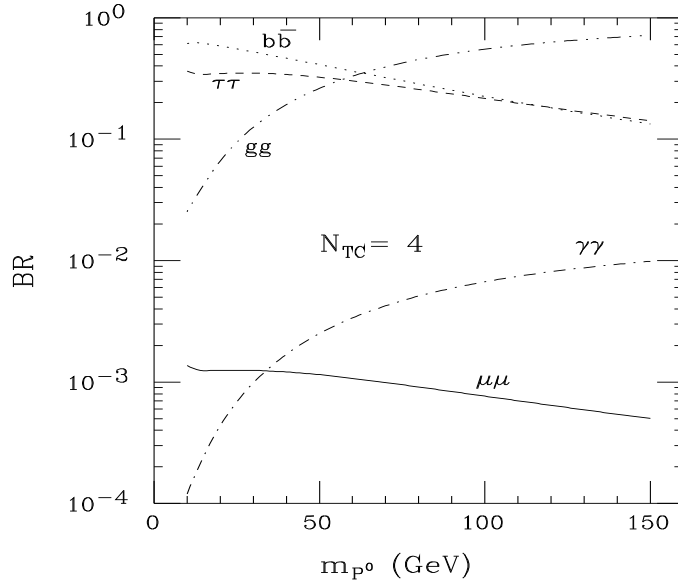


FIGURE 4. Branching ratios for P^0 decay into $\mu^+\mu^-$, $\tau^+\tau^-$, $b\bar{b}$, $\gamma\gamma$, and gg .

ggP^0 vertex, which could be detected by looking for equal mass pairs. Again, backgrounds will be large. Thus, as far as we know, reliable bounds will not be obtained at hadron colliders.

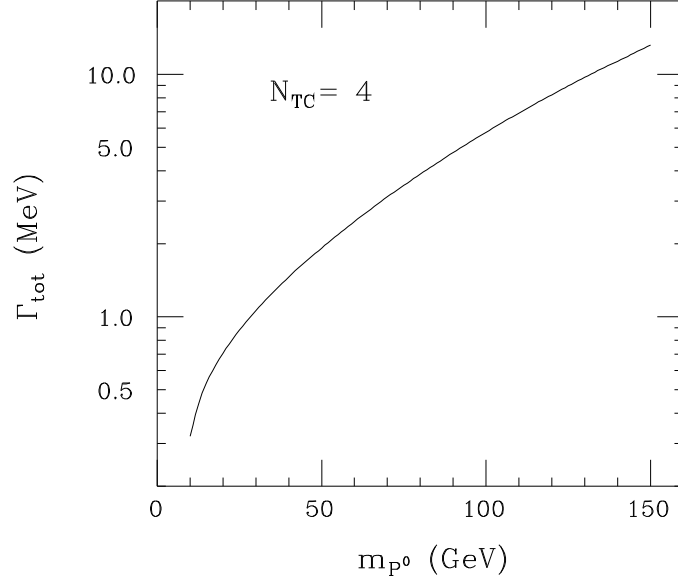


FIGURE 5. Γ_{tot} for the P^0 as a function of m_{P^0} .

Thus, it is clearly of great importance to find a means for discovering or eliminating a P^0 with mass between, roughly, 10 GeV and 100 GeV. For much of this mass range a muon collider would be the ideal probe. First, we note that the P^0 has a sizeable $\mu^+\mu^-$ coupling [eq. (4)]. Second, the muon collider is unique in its ability to achieve the very narrow Gaussian spread, $\sigma_{\sqrt{s}}$, in \sqrt{s} necessary to achieve a large P^0 cross section given the very narrow width of the P^0 (as plotted in Fig. 5). One can achieve $R = 0.003\%$ beam energy resolution with reasonable luminosity at the muon collider, leading to

$$\sigma_{\sqrt{s}} \sim 1 \text{ MeV} \left(\frac{R}{0.003\%} \right) \left(\frac{\sqrt{s}}{50 \text{ GeV}} \right); \quad (6)$$

in addition, the beam energy can be very precisely tuned ($\Delta E_{\text{beam}} \sim 10^{-5} E_{\text{beam}}$ is ‘easy’; 10^{-6} is achievable) as crucial for scanning for a very narrow resonance.

To quantitatively assess the ability of the muon collider to discover the P^0 we have proceeded as follows. We compute the P^0 cross section by integrating over the resonance using a \sqrt{s} distribution given by a Gaussian of width $\sigma_{\sqrt{s}}$ (using $R = 0.003\%$) modified by bremsstrahlung photon emission. (Beamstrahlung is negligible at a muon collider.) See Ref. [9] for more details. We separate $\tau^+\tau^-$, $b\bar{b}$, $c\bar{c}$ and $q\bar{q}$, gg final states by using topological and τ tagging with efficiencies and mistagging probabilities as estimated by B. King [10]: $\epsilon_{bb} = 0.55$, $\epsilon_{cc} = 0.38$, $\epsilon_{bc} =$

0.18, $\epsilon_{cb} = 0.03$, $\epsilon_{qb} = \epsilon_{gb} = 0.03$, $\epsilon_{qc} = \epsilon_{gc} = 0.32$, $\epsilon_{\tau\tau} = 0.8$, $\epsilon_{\tau b} = \epsilon_{\tau c} = \epsilon_{\tau q} = 0$, where, for example, ϵ_{bb} (ϵ_{bc}) is the probability that a b -quark jet is tagged as a b (c). Only events in which the jets or τ 's have $|\cos\theta| < 0.94$ (corresponding to a nose cone of 20°) are considered. A jet final state is deemed to be: $b\bar{b}$ if one or more jets is tagged as a b ; $c\bar{c}$ if no jet is tagged as a b , but one or more jets is tagged as a c ; and $q\bar{q}, gg$ if neither jet is tagged as a b or a c . Background and signal events are analyzed in exactly the same manner. Note, in particular, that even though the P^0 does not decay to $c\bar{c}$, some of its $b\bar{b}$ and gg decays will be identified as $c\bar{c}$.

In Fig. 6, we plot the integrated luminosity required to achieve $S_i/\sqrt{B_i} = 5$ in a given channel, i (as defined after tagging), taking $\sqrt{s} = m_{P^0}$. We also show the luminosity L needed to achieve $\sum_k S_k/\sqrt{\sum_k B_k} = 5$, where the optimal choice of channels k is determined for each m_{P^0} . We observe that very modest L is needed unless $m_{P^0} \sim m_Z$.

Of course, if we do not have any information regarding the P^0 mass, we must scan for the resonance. To estimate the luminosity required for scanning a given interval so as to either discover or eliminate the P^0 , we have adopted the following approach. We imagine choosing \sqrt{s} values separated by $2\sigma_{\sqrt{s}}$. We assume the worst case scenario in which the resonance sits midway between the two \sqrt{s} values. The signal and (separately) background rates for these two \sqrt{s} values are summed together (for the optimal channel combination) and the net $N_{SD} \equiv (S_1 + S_2)/(B_1 + B_2)^{1/2}$ is computed. We require $N_{SD} = 3$ to claim a signal. The luminosity required for a successful scan of a given interval is computed assuming that the resonance lies between the *last* two scan points. This, in combination with the fact that

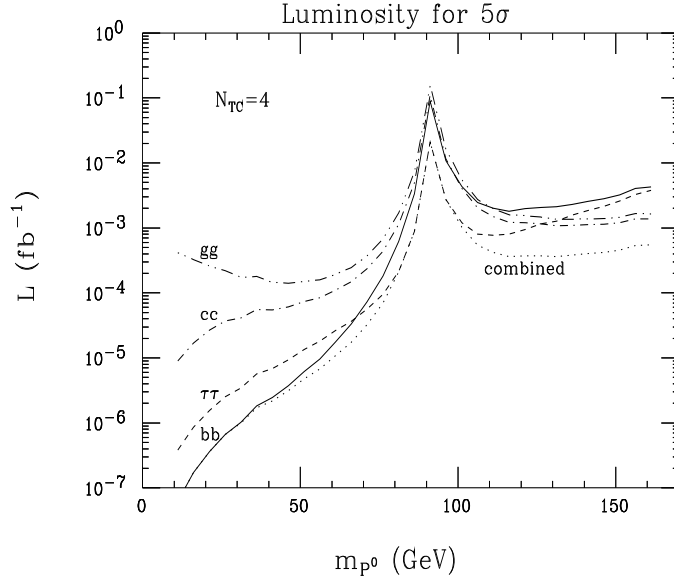


FIGURE 6. Luminosity for a 5σ signal of P^0 for the channels: $b\bar{b}$, $\tau^+\tau^-$, $c\bar{c}$, gg , and for the optimal combination of these four channels.

TABLE 1. Luminosity (in units of 0.01 fb^{-1}) required to scan from $M_{\min} + (m_Z - 90)$ to $M_{\min} + (m_Z - 90) + 5$ (GeV units) and either discover or eliminate the P^0 at the 3σ level. For scan details, see text.

M_{\min}	11	16	21	26	31	36	41	46	51	56
L	0.028	0.051	0.079	0.10	0.13	0.18	0.23	0.29	0.40	0.55
M_{\min}	61	66	71	76	81	86	91	96	101	106
L	0.77	1.2	2.2	5.3	17	166	274	52	23	15
M_{\min}	111	116	121	126	131	136	141	146	151	156
L	11	9.4	8.5	8.1	8.2	8.2	8.3	8.7	8.9	9.0

$\sigma_{\sqrt{s}}$ for $R = 0.003\%$ is typically a factor of two smaller than $\Gamma_{\text{tot}}^{P^0}$ (implying that points further away than $\sigma_{\sqrt{s}}$ from the resonance could be usefully included in establishing a signal) will imply that the integrated luminosities given below are quite conservative.

We give in Table 1 the integrated luminosity for a 3σ P^0 discovery after scanning the indicated 5 GeV intervals, assuming m_{P^0} lies within that interval. If the P^0 is as light as expected in the extended BESS model, then the prospects for discovery by scanning would be excellent. For example, a P^0 lying in the ~ 10 GeV to ~ 76 GeV mass interval can be either discovered or eliminated at the 3σ level with just 0.11 fb^{-1} of total luminosity, distributed in proportion to the (combined) luminosity plotted in Fig. 6. A P^0 with $m_{P^0} \sim m_Z$ would be much more difficult to discover unless its mass was approximately known. A 3σ scan of the mass interval from ~ 106 GeV to 161 GeV would require about 1 fb^{-1} of integrated luminosity.

CONCLUSION

We have demonstrated the very substantial suitability, and in many respects superiority, of a muon collider for exploring the full range of physics associated with a strongly-interacting electroweak sector as typified by the extended BESS model. Especially interesting is the potential for discovering any light pseudo-Nambu-Goldstone boson with lepton couplings by scanning. Such bosons are a general feature of models of a strongly interacting electroweak sector and may prove to be quite difficult to detect in any other way.

ACKNOWLEDGEMENTS

The research of RC, SDC, DD, AD and RG has been carried out within the Program Human Capital and Mobility: “Tests of electroweak symmetry breaking and future European colliders”, CHRXCT94/0579. JFG is supported by the U.S. Department of Energy under grant No. DE-FG03-91ER40674 and by the U.C.

Davis Institute for High Energy Physics. JFG would like to thank V. Barger, M. Berger and T. Han for collaboration on Higgs discovery at a muon collider, as part of which project many of the techniques employed in the P^0 discussion were developed.

REFERENCES

1. R. Casalbuoni, S. De Curtis, D. Dominici and R. Gatto, *Phys. Lett.* **B155**, (1985) 95; *Nucl. Phys.* **B282**, (1987) 235.
2. R. Casalbuoni, S. De Curtis, A. Deandrea, N. Di Bartolomeo, D. Dominici, F. Feruglio and R. Gatto, *Nucl. Phys.* **B409**, (1993) 257.
3. R. Casalbuoni, S. De Curtis, A. Deandrea, N. Di Bartolomeo, D. Dominici, F. Feruglio and R. Gatto, *Phys. Lett.* **B285**, (1992) 103.
4. R. Casalbuoni, A. Deandrea, S. De Curtis, D. Dominici and R. Gatto, UGVA-DPT-1997-08-986, Nov 1996, contributed to Joint ECFA / DESY Study: Physics and Detectors for a Linear Collider, Hamburg, Germany, 20-22 Nov 1996, hep-ph/9708287.
5. V. Barger, M. S. Berger, J. F. Gunion and T. Han, MADPH-96-949, hep-ph/9606417.
6. A. Manohar and L. Randall, *Phys. Lett.* **B246**, (1990) 537; L. Randall and E. H. Simmons, *Nucl. Phys.* **B380**, (1992) 3.
7. R. S. Chivukula, R. Rosenfeld, E. H. Simmons and J. Terning, BUHEP-95-07, Feb 1995, to be published in 'Electroweak Symmetry Breaking and Beyond the Standard Model, ed. by T. Barklow, et al. (World Scientific), hep-ph/9503202.
8. R. Casalbuoni, P. Chiappetta, S. De Curtis, A. Deandrea, D. Dominici, and R. Gatto, *Z. f. Physik* **C65**, (1995) 327.
9. V. Barger, M. Berger, J. Gunion and T. Han, *Phys. Rev. Lett.* **75** (1995) 1462; *Phys. Rep.* **286**, (1997) 1.
10. B. King, presentation at this conference.