

ITEP-43/97  
December 1997

# On decay of bubble of disoriented chiral condensate

V. A. GANI\*

*Moscow State Engineering Physics Institute (Technical University),  
Kashirskoe shosse, 31, Moscow, 115409, Russia*

*and*

*Institute of Theoretical and Experimental Physics, Russia*

A. E. KUDRYAVTSEV †, T. I. BELOVA and B. L. DRUZHININ

*Institute of Theoretical and Experimental Physics,  
B.Chermushkinskaja, 25, Moscow, 117259, Russia*

## Abstract

We discuss the space-time structure for the process of decay of a bubble of hypothetical phase – disoriented chiral condensate (DCC). The evolution of initial classical field configuration corresponding to the bubble of DCC is studied both numerically and analytically. The process of decay of this initial configuration depends crucially on selfinteraction of the pionic fields. It is shown that in some cases this selfinteraction leads to the formation of sort of breather solution, formed from pionic fields situated in the center of initial bubble of DCC. This breather looks like a long-lived source of pionic fields.

---

\*E-mail: gani@vitep5.itep.ru

†E-mail: kudryavtsev@vitep5.itep.ru

# 1. INTRODUCTION

Disoriented chiral condensate (DCC) is nothing more than a piece of vacuum, chirally rotated from its usual orientation in internal symmetry space. The history of the subject is rather old [1-4]. Formation of a large domain with DCC has been proposed by Anselm [5], by Blaizot and Krzywicki [6] and by Bjorken, Kowalski and Taylor [7]. The more detailed lists of references devoted to this subject one may find in the more recent publications, see, e.g. Refs. [8,9].

Usually people discuss the radiation of pionic fields from initially formed bubble of DCC. The most important feature of this radiation is semiclassical coherent nature of initial pionic configuration. As usual, the four fields  $\sigma$  and  $\vec{\pi}$  are constrained by the relation

$$\sigma^2 + \vec{\pi}^2 = f_\pi^2 . \quad (1)$$

Usually one supposes that in ordinary vacuum  $\langle \sigma \rangle = f_\pi$ . The DCC-hypothesis means that inside the DCC bubble the chiral vacuum does not point in the  $\sigma$  direction but rather in one deflected toward one of the  $\pi$  directions.

If the event-by-event deviation of the chiral orientation from the  $\sigma$  direction is random, it follows that the distribution of neutral fraction

$$f = \frac{N_{\pi^0}}{N_{\pi^+} + N_{\pi^-} + N_{\pi^0}} = \frac{N_{\pi^0}}{N} \quad (2)$$

is inverse square root, as  $N$  becomes large:

$$\frac{dP}{df} = \frac{1}{2\sqrt{f}} . \quad (3)$$

At the same time the "standard" non-coherent mechanisms (like we get at high energies) predict the probability

$$\frac{dP}{df} = \delta(f - 1/3) . \quad (3a)$$

The distribution (3) is the most bright and evident signal of DCC-phase.

It would be interesting to find out what are other consequences in terms of observables for decay of bubble of DCC. In other words what is the space-time picture of the process of a DCC bubble decay? To answer this question, let us consider the simplified model with only a pair of fields  $\sigma$  and  $\pi$  under constraint (1). In this case the choice  $\langle \sigma \rangle = f_\pi$  means "ordinary" vacuum state. It is more suitable to introduce new angular variable  $\phi$ :  $\pi = f_\pi \cos \phi$ ,  $\sigma = f_\pi \sin \phi$ . In terms of this new field  $\phi \in [0, 2\pi]$  vacuum is degenerate. So we have  $U(1)$  symmetry in the vacuum sector.

It is evident, that if we are limiting ourselves by noninteractive fields only, the evolution of any initial field configuration in terms of  $\phi$  field is to satisfy the equation

$$\phi_{tt} - \Delta \phi = 0 . \quad (4)$$

At the same time one may introduce some violation of chiral symmetry, adding mass of "pion" into this equation, namely

$$\phi_{tt} - \Delta\phi + m^2\phi = 0 . \quad (5)$$

This assumption is equivalent to the condition that the theory has only one real vacuum,  $\langle \sigma \rangle = f_\pi$ ,  $\langle \pi \rangle = 0$  and any other position on the circle  $\sigma^2 + \pi^2 = f_\pi^2$  does not correspond to the real vacuum state. Nevertheless, the bubbles with nonzero expectation value of  $\phi$  could be initially formed, and we may discuss properties of decay of such the states. One may consider also a more complicated case for the structure of vacuum, considering the situation with more than one vacuum state. This situation may be approximated by the following equation of motion:

$$\phi_{tt} - \Delta\phi + \frac{1}{2}m^2 \sin 2\phi = 0 . \quad (6)$$

There are two vacuum states in this theory with  $\phi = 0$  and  $\phi = \pi$  ( $0 \leq \phi \leq 2\pi$ ). This potential form in terms of the fields  $\sigma$  and  $\pi$  resembles a Mexican folk hat though arranged in the Texas style with back and front brims curved down.

As we shall demonstrate, the decay of the DCC bubble looks quite different in these three cases (4), (5) and (6). That is why it is possible to get information about real interaction in the system studying the decay of DCC bubbles. Evidently, cases (4)-(6) give us only some examples of selfinteraction and the physical picture may be more complicated. Nevertheless, limiting ourselves by these examples, we get some general features of the decay of DCC.

## 2. ONE-DIMENSIONAL CASE

Let us consider first for simplicity reason the evolution of the initially formed bubble of DCC in (1+1)-dimensions.

**a) Massless case.** The solution of the equation of motion (4) is trivial in this case

$$\phi(x, t) = \frac{1}{2}[\phi_0(x - t) + \phi_0(x + t)] , \quad (7)$$

where  $\phi_0(x)$  is the initial field configuration. Taking the initial field configuration in the form

$$\phi(x, 0) \equiv \phi_0(x) = \frac{\phi_0}{1 + (x/a)^{2\alpha}} , \quad \phi_t(x, 0) = 0 , \quad (8)$$

$\alpha \gg 1$  is positive integer,

we just immediately find from Eq. (7) that registration apparatus being placed at the distance  $X \gg a$  from the position of the domain of DCC, will fix the flux outgoing from the region of DCC after time interval  $t \sim X/c$ . The signal lasts the period  $\tau \sim 2a/c$  and consists of two separate peaks corresponding to the forward and backward walls of the initial bubble passing across the detector. Concentration of energy in the boundaries reflects only the fact, that vacuum is exactly degenerate,

so all the excess of energy of the DCC bubble is concentrated on its surface due to the gradient terms in the expression for energy density of the system.

**b) Massive case.** The situation is getting slightly more complicated in massive case (5). In this case the solution of the problem can also be obtained analytically as Eq. (5) is linear. Time evolution of the initial configuration  $\phi_0(x)$  looks quite different depending on the value of dimensionless parameter  $\xi = ma$ .

The case  $\xi \ll 1$  looks very similar to the massless case with the only exception. The interior region of the bubble carries also part of energy (volume energy). This is the consequence of violation of chiral symmetry in the vacuum sector. The solution in the interior region oscillates in time. Also it is worth mention, that practically all the flux of energy is transferred with near-to-light velocity. There present also some slow moving tail, but the energy of this tail is small under condition  $\xi \ll 1$ . The situation changes with increasing  $\xi$ . Part of energy, carried with near-to-light velocities, is decreasing. At the same time the process of emitting of slowly moving particles dominates. The flux of energy through the point  $X = 20$  as a function of time is represented in Fig. 1 for several values of  $\xi$ . Obviously, that  $\xi = 0$  corresponds to the massless case.

**c) sine-Gordon case.** The situation is getting more complicated in the case of degenerate vacuum states, described by Eq. (6). In this case the process of bubble evolution looks quite different depending on initial mean value of  $\phi$  in the interior region of the bubble.

i) Consider first the case of small  $\phi_0$ :  $|\phi_0| \ll 1$ . In this case the decay of bubble looks very much like in massive case b). The only difference is in formation in the center of the bubble a sort of breather solution with small amplitude, see Fig. 2a. This breather solution is a well-known breather of the sine-Gordon equation [10]. It is stable and it keeps part of the initial energy of the bubble in the center. So not all the initial energy of DCC is emitted. We illustrate this fact by curves of Fig. 3, which show how energy leaves the initial bubble region for different values of the parameter  $\xi$ .

ii) In the case  $|\phi_0 - \pi| \ll 1$  the field oscillations take place already not around  $\phi = 0$ , as for  $|\phi_0| \ll 1$ , but around  $\phi = \pi$  (second local minimum in the system), see Fig. 2b. If we take initial field configuration in the form of (8) with  $\phi_0 = \pi$ ,  $\xi = ma \gg 1$  and  $\alpha$ , say, equals to 25, we get that at large time the field configuration will look like a far situated kink-antikink pair

$$\phi_{K\bar{K}} \approx 2 \arctan \exp[m(x + a)] - 2 \arctan \exp[m(x - a)]$$

with some small oscillations localized in the center near  $x = 0$ . This oscillations are due to initial condition (8) for field configuration and they leave the region of interaction relatively soon, see Fig. 2b. If  $|\phi_0 - \pi| \neq 0$ , we observed formation of a breather-like solution of small amplitude in the central region. We would like to emphasize, that in the selfinteraction case, considered above, part of energy, concentrated initially in DCC bubble, is not emitted at all but forms special stable localized solution called breather. Localization of part of energy of DCC is indeed direct consequence of integrability of Eq. (6) in one-dimensional case.

### 3. THREE-DIMENSIONAL CASE

Solution of Eq. (4) in spherically symmetric three-dimensional case is also trivial. Really, making substitution  $\phi(r) = w(r)/r$ , we get

$$w_{tt} - w_{rr} = 0 , \quad (9)$$

so the solution is known analytically, see Eq. (7). The situation looks analogously in massive case (5), and we get for  $w(r, t)$  in this case:

$$w_{tt} - w_{rr} + m^2 w = 0 . \quad (10)$$

The situation with the sine-Gordon equation looks more complicated in three-dimensional case, namely we get for  $w(r, t)$  the following equation:

$$w_{tt} - w_{rr} + \frac{1}{2}m^2 r \sin(2w/r) = 0 . \quad (11)$$

Initial conditions were chosen in the form

$$\phi(r, 0) = \frac{\phi_0}{1 + (r/a)^{2\alpha}} , \quad \phi_t(r, 0) = 0 , \quad (12)$$

where  $\alpha$  is positive integer, as in (8). The behaviour of flux of energy in cases (9)-(11) is shown in Fig. 4. The general picture looks similar to that of one-dimensional case. Nevertheless, some comments are needed when comparing results for the sine-Gordon equation in one-dimensional and three-dimensional cases. In one-dimensional case the breather solution is stable. In three-dimensional case with  $|\phi_0| \ll 1$  numerically we also observed formation of sort of breather in the center of the initial bubble. This three-dimensional breather was already found long ago [11]. It was proved, that this solution is quasi-stable, and it decays slowly, emitting radial waves. That is why the process of decay of DCC with the dynamics corresponding to Eq. (11) has two stages. During the first stage the main part of energy is emitted. This first stage is finished by the formation of breather in the center of the initial bubble. Afterwards the emission of waves becomes a slow process, which continues a long period of time. The time dependence of the field  $\phi(r, t)$  at the origin in this case is shown in Fig. 5.

It is worth mention here, that the large-amplitude pulsations of Fig. 5a seems to be similar to the large-radius pulsations of the bubble of  $\lambda\phi^4$ -theory [12]. Such the solution was discussed earlier in [13], see also review [14]. Notice, that for the sine-Gordon equation the range of the initial radii for which we observed the formation of the large-amplitude pulsations, is essentially larger than for  $\lambda\phi^4$ -theory.

The ratio of energies being emitted during first fast and second slow stages of decay depends on the initial configuration of the bubble. It is worth mention that the evolution of a spontaneously formed spherical bubble was studied in papers [15] for  $\lambda\phi^4$ -field theory. The main conclusion of those papers was that the bubble of "wrong" vacuum with the initial radius  $R_0 \gg 1$  starts to

collapse. The collapse time was  $T \simeq 1.3R_0$ , which means that the walls of the bubble are moving toward the center at nearly the speed of light. So, this picture looks quite different from that we get in our case of initial condition (12) with  $|\phi_0| \ll 1$ .

The point is that in papers [15] the profile function for the initial configuration was chosen in the form of kink of  $\lambda\phi^4$ -theory. The evolution of bubbles for the three-dimensional sine-Gordon equation was studied in papers [16]. The initial condition was again chosen in the form of the one-dimensional sine-Gordon soliton, i.e.

$$\phi(r, 0) = 2 \arctan \exp[m(r - R_0)] . \quad (13)$$

The evolution picture in this case also looked like collapse of the bubble.

The main difference between our results and the results of papers [15,16] is in the choice of initial condition, compare (12) and (13). Initial condition (13) corresponds to the minimum of energy of the field which links two vacua of the theory. Initial condition (12) does not correspond to this minimization procedure. It has additional gradient energy, especially if  $\alpha \gg 1$ . This excess of energy may be considered as excitation over soliton (13). In the sine-Gordon case this excitation belongs to the continuum and may be emitted from the soliton region. Thus, the evolution of the bubble is similar to the case of initial condition of the type of (13) with the only difference. The initially formed bubble with  $\phi = \pi$  vacuum inside ( $\phi_0 = \pi$  in (13)) is not only collapsing, but emitting radial waves from its boundary too.

#### 4. CONCLUSION

We studied the space-time structure for the decay of DCC bubble. The main point is that characteristics of this decay depend crucially on selfinteraction in the system of pionic fields. Namely, presence of selfinteraction (nonlinear effects) leads to the formation of sort of breather solution in the center of the initially formed bubble of DCC. This breather solution decays slowly and keeps part of energy in the central region. That is why the decay of the bubble is not instant ( $\tau \sim a/c$ ), but rather long process. The detailed picture of this decay depends on details of selfinteraction in the system as well as on the initial conditions (amplitude and size of the bubble.) That is why studying experimentally the space-time structure of the signal followed after the decay of DCC bubble, one may get limitations on the form of selfinteraction potential in terms of chiral fields.

Notice, that in spite of the fact that we studied the most trivial case of two-component  $\sigma$ -theory, our result is indeed more general. Really, one may consider theory with three pions and one sigma. In this case vacuum sector is  $S^3$ -sphere. But the evolution of the system will take place along the LARGE CIRCLE of this  $S^3$ -sphere. That is why the time evolution of the initial field configuration looks like in  $S^1$ -case, studied in our paper.

In this paper we didn't study influence of selfinteraction on charge distribution. We think, that this distribution is to be independent on this interaction and is given by Eq. (3).

## ACKNOWLEDGMENTS

The authors are thankful to N. A. Voronov and V. G. Ksenzov for helpful discussions. This work was partly supported by grant RFFR-95-02-04681.

## FIGURE CAPTIONS

**Fig. 1.** Flux of energy (in units of total energy) from DCC bubble in one-dimensional case for different  $\xi = ma$  as a function of time ( $\alpha = 3$ ).

**Fig. 2.** Time dependence of the field  $\phi(x, t)$  at the origin  $x = 0$  in one-dimensional case:

- a) for small amplitude  $|\phi_0| \ll 1$ ;
- b) for  $|\phi_0 - \pi| \ll 1$ .

**Fig. 3.** Flux of energy as a function of time for one-dimensional sine-Gordon Eq. (6) with initial condition (8),  $\xi = ma$ . The case of small amplitude  $|\phi_0| \ll 1$ .

**Fig. 4.** Flux of energy as a function of time for three-dimensional case:

- a) Eq. (10) with initial conditions (12),  $\alpha = 5$ ,  $a = 1$ , flux through the sphere  $r = 4$ ;
- b) Eq. (11) with initial conditions (12),  $\alpha = 25$ ,  $a = 10$ ,  $\phi_0 = 0.1$ , flux through the sphere  $r = 20$ ;
- c) Eq. (11) with initial conditions (12),  $\alpha = 25$ ,  $a = 10$ ,  $\phi_0 = \pi$ , flux through the sphere  $r = 20$ .

**Fig. 5.** Time dependence of the field  $\phi(r, t)$  at the origin  $r = 0$  for three-dimensional sine-Gordon case (11) with initial conditions (12),  $\alpha = 25$ ,  $a = 10$ :

- a)  $\phi_0 = \pi$ ;
- b)  $\phi_0 = 0.1$ .

## REFERENCES

1. M. Einkova, V. Karloukovski, C. Velchev, Nucl. Phys., **B151**, 172 (1979).
2. I. V. Andreev, Pis'ma Zh. Eksp. Teor. Fiz., **33**, 384 (1981).
3. V. Karmanov and A. Kudryavtsev, ITEP-88 (1983).
4. C. Lam and S. Lo, Phys. Rev. Lett., **52**, 1184 (1984); Phys. Rev. **D33**, 1336 (1986); Int. J. Mod. Phys. **A1**, 451 (1986).
5. A. A. Anselm, Phys. Rev. Lett., **B217**, 169 (1989).

6. J.-P. Blaizot and A. Krzywicki, Phys. Rev., **D46**, 246 (1992).
7. J. Bjorken, K. Kowalski and C. Taylor (SLAC-PUB-6104), Les Rencontres de Physique de la Vallee d'Aoste, *Results and Perspectives in Particle Physics*, La Thuile, 1993, ed. M. Greco (Editions Frontieres, 1993).
8. R. Amado, Yang Lu, Phys. Rev., **D54**, 7075 (1996).
9. A. A. Anselm, M. G. Ryskin, Z. Phys., **A358**, 353 (1997).
10. J. K. Perring, T. H. R. Skyrme, Nucl. Phys., **31**, 550 (1962); L. D. Faddeev, L. A. Takhtadzhyan, Teor. Mat. Fiz., **21**, 160 (1974).
11. I. L. Bogolyubskii, V. G. Makhan'kov, Pis'ma Zh. Eksp. Teor. Fiz., **24**, 15 (1976) [JETP Lett., **24**, 12 (1976)];  
Pis'ma Zh. Eksp. Teor. Fiz., **25**, 120 (1977) [JETP Lett., **25**, 107 (1977)].
12. T. I. Belova et al., Zh. Eksp. Teor. Fiz., **73**, 1611 (1977) [Sov. Phys. JETP, **46**, 846 (1977)].
13. T. I. Belova, Yad. Fiz., **56** (2), 234 (1993).
14. T. I. Belova, A. E. Kudryavtsev, Usp. Fiz. Nauk, **167**, 377 (1997) [Physics-Uspekhi, **40** (4), 359 (1997)].
15. Ya. B. Zel'dovich, I. Yu. Kobzarev, L. B. Okun', Zh. Eksp. Teor. Fiz., **67**, 3 (1974) [Sov. Phys. JETP, **40**, 1 (1975)];  
M. B. Voloshin, I. Yu. Kobzarev, L. B. Okun', Yad. Fiz., **20**, 1229 (1974).
16. I. L. Bogolyubskii, Phys. Lett., **A61**, 205 (1977);  
P. L. Christiansen, O. H. Olsen, Physica Scripta **20**, 531 (1979).



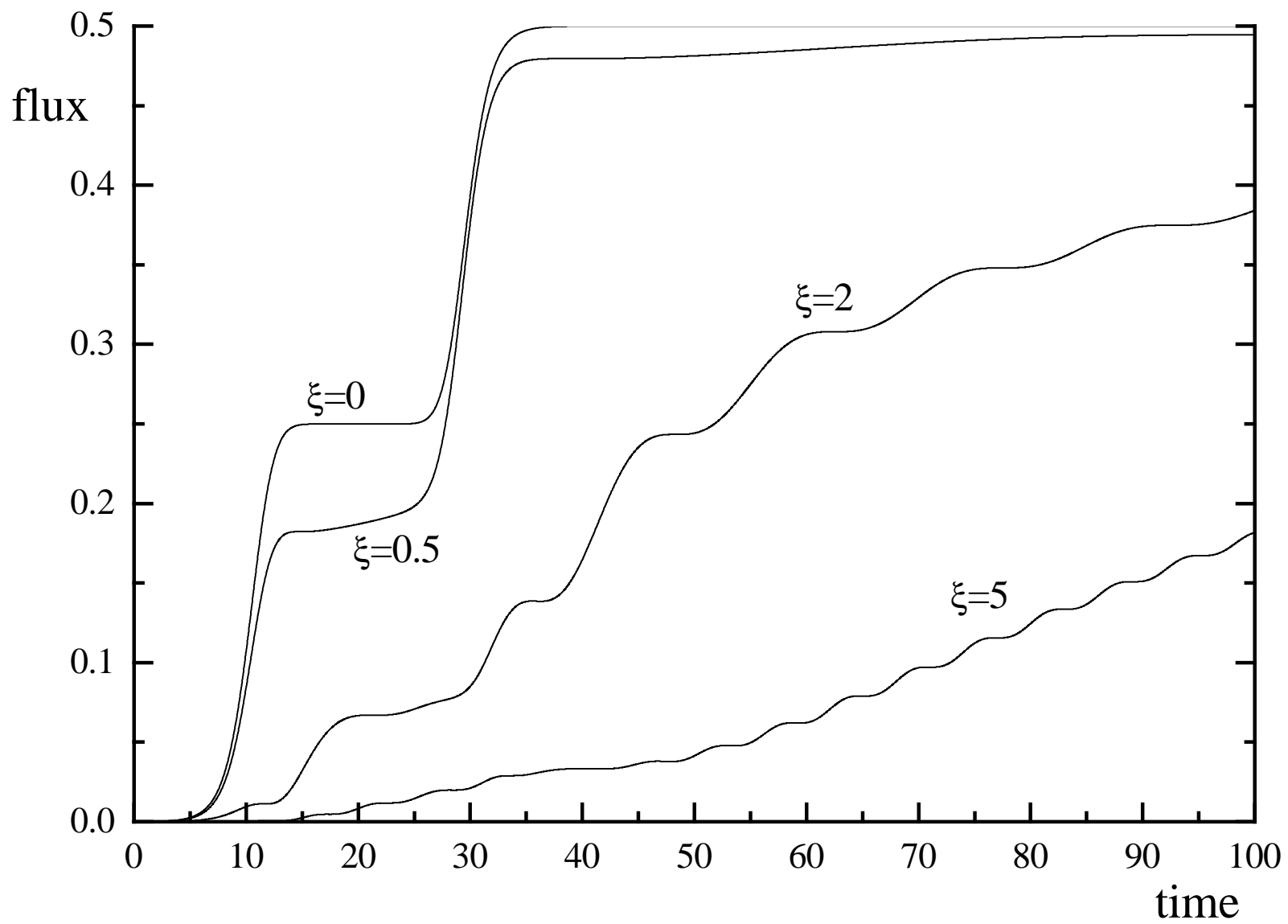


Fig. 1



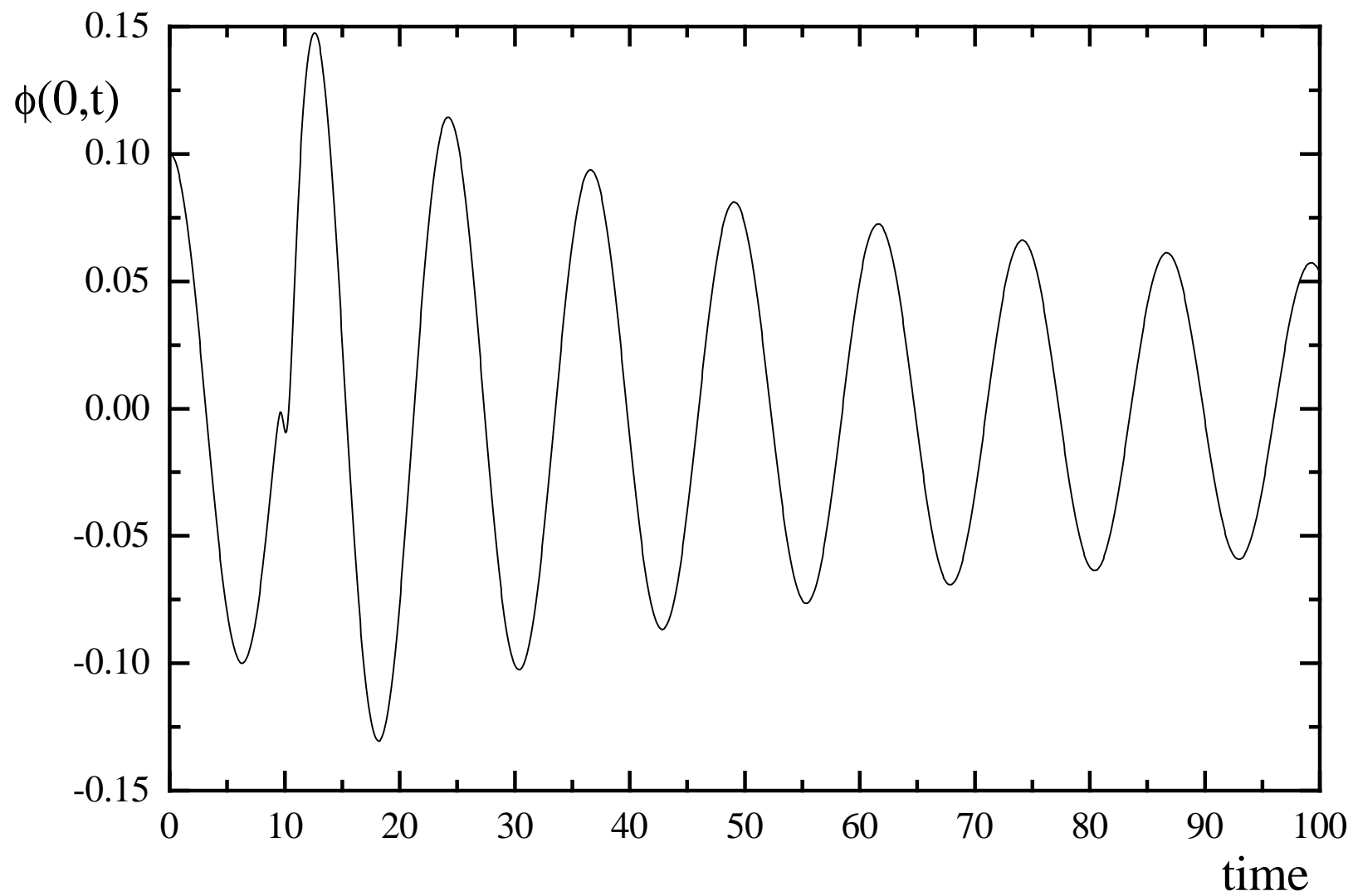


Fig. 2a



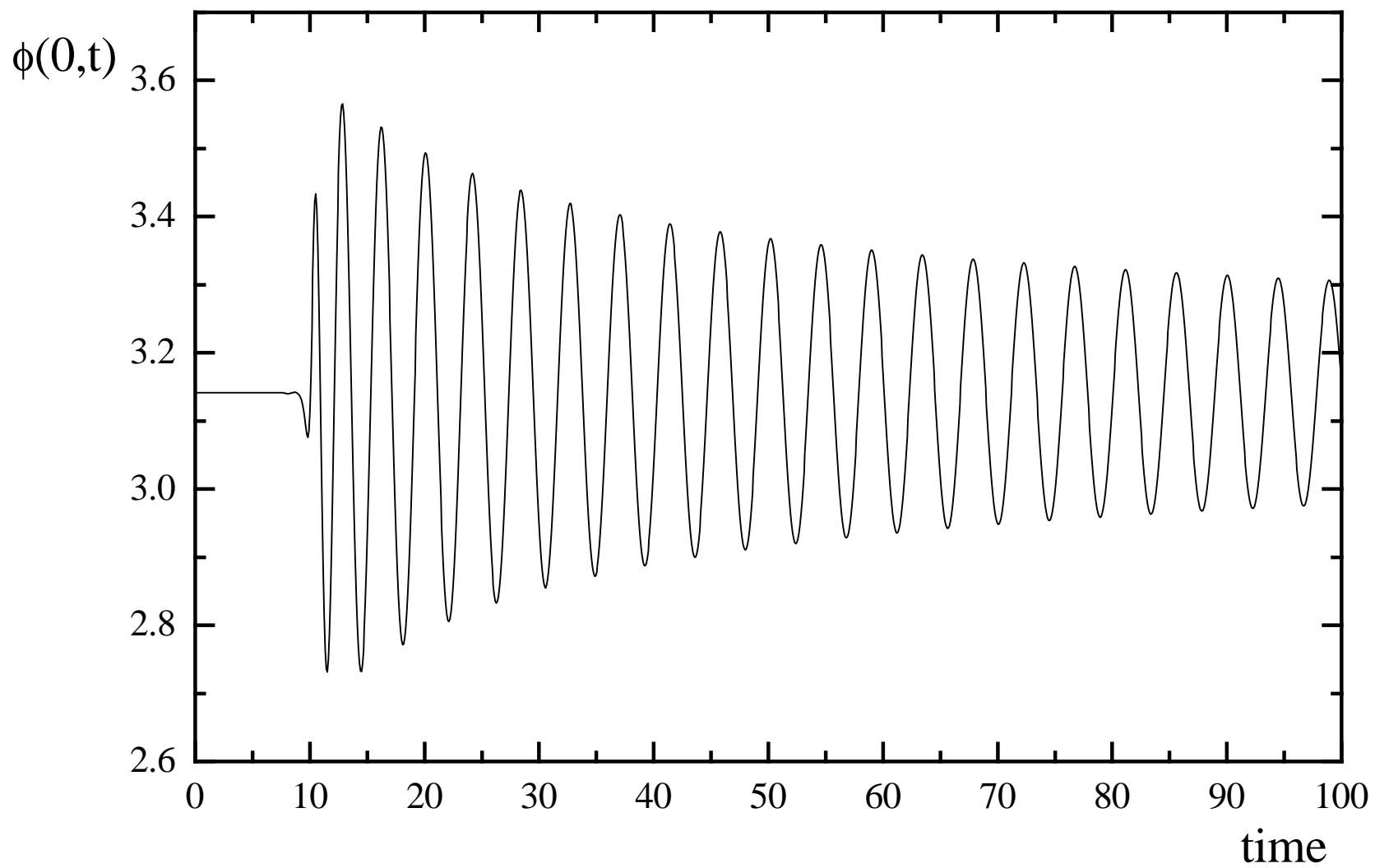


Fig. 2b



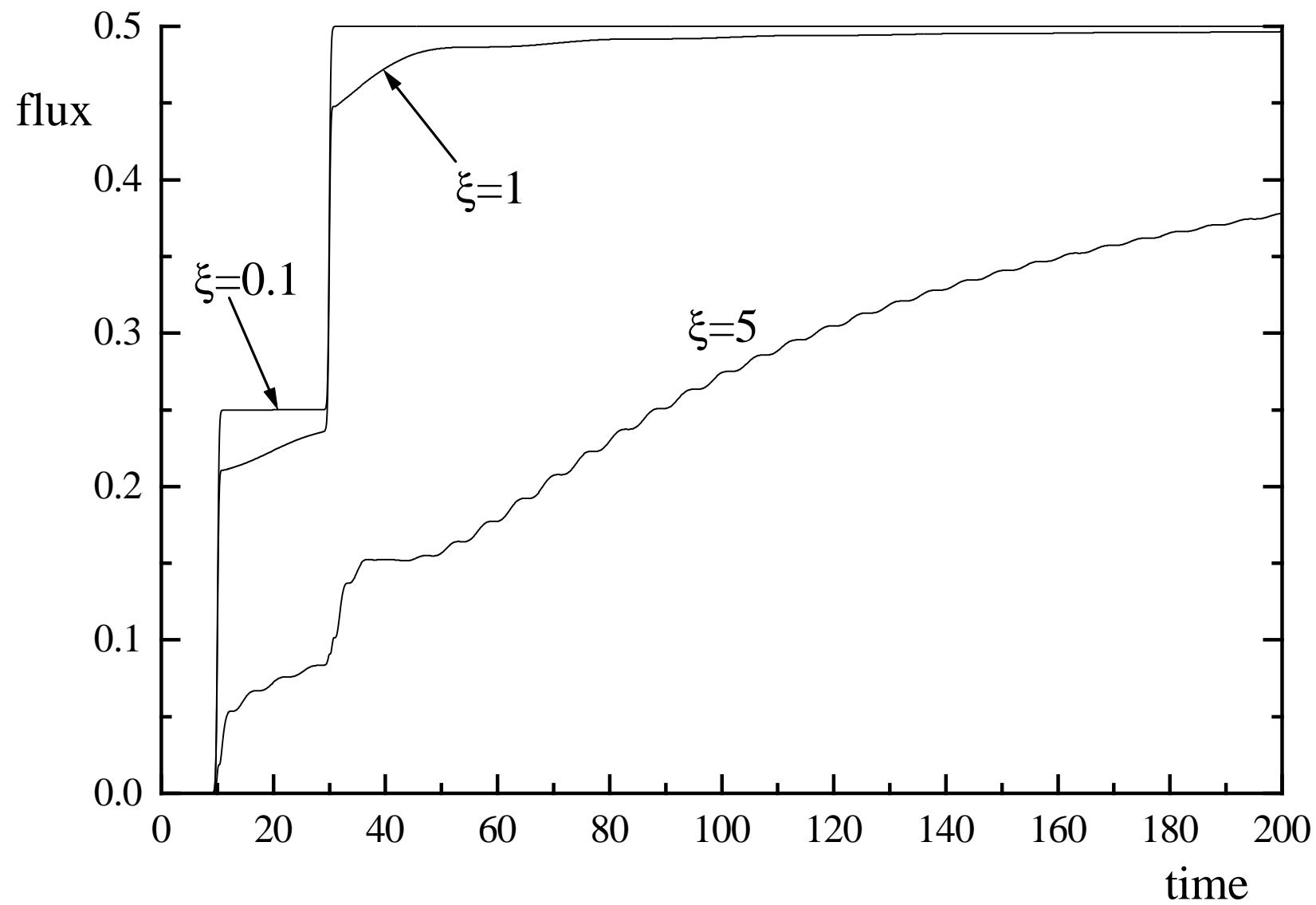


Fig. 3





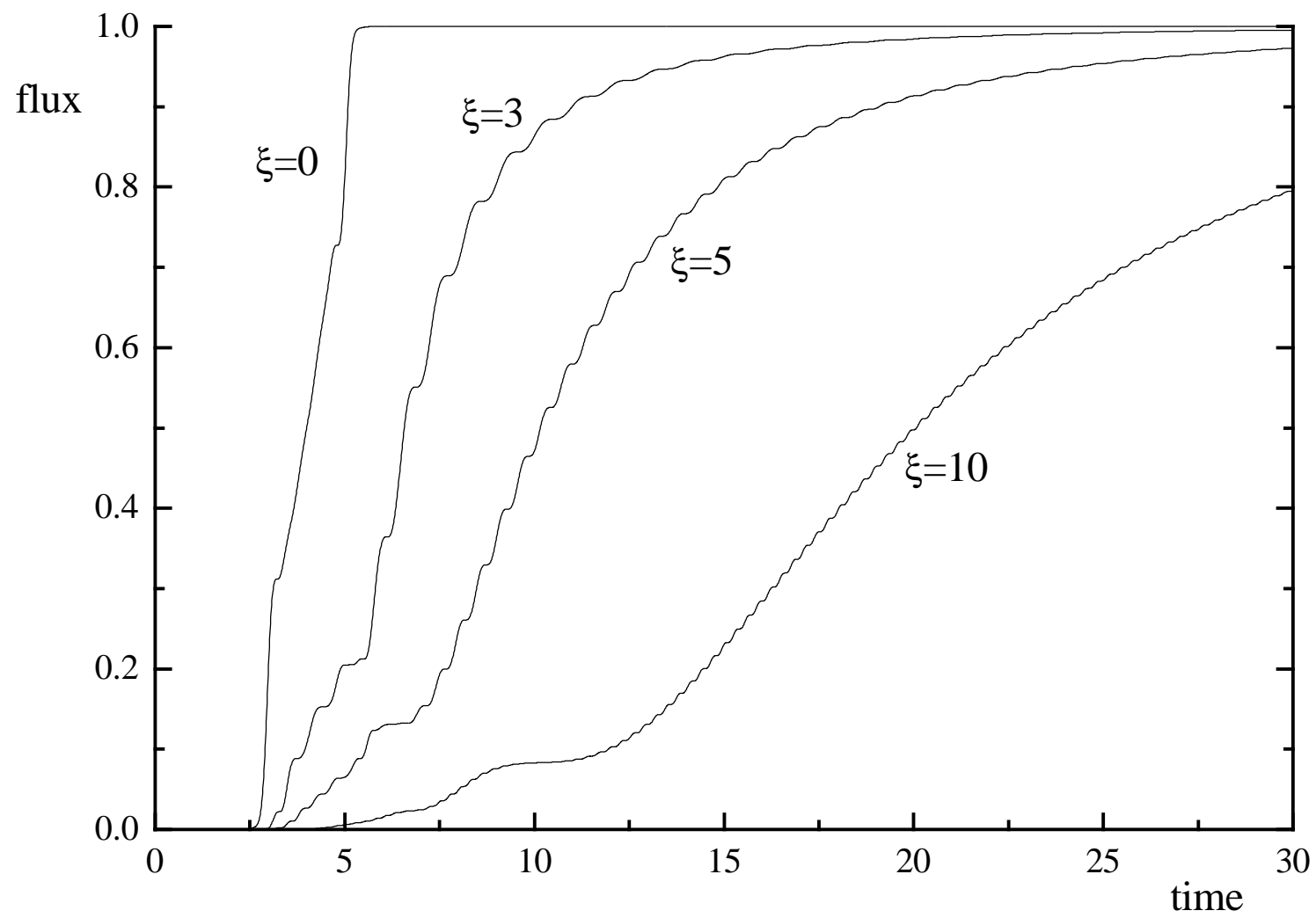


Fig. 4a



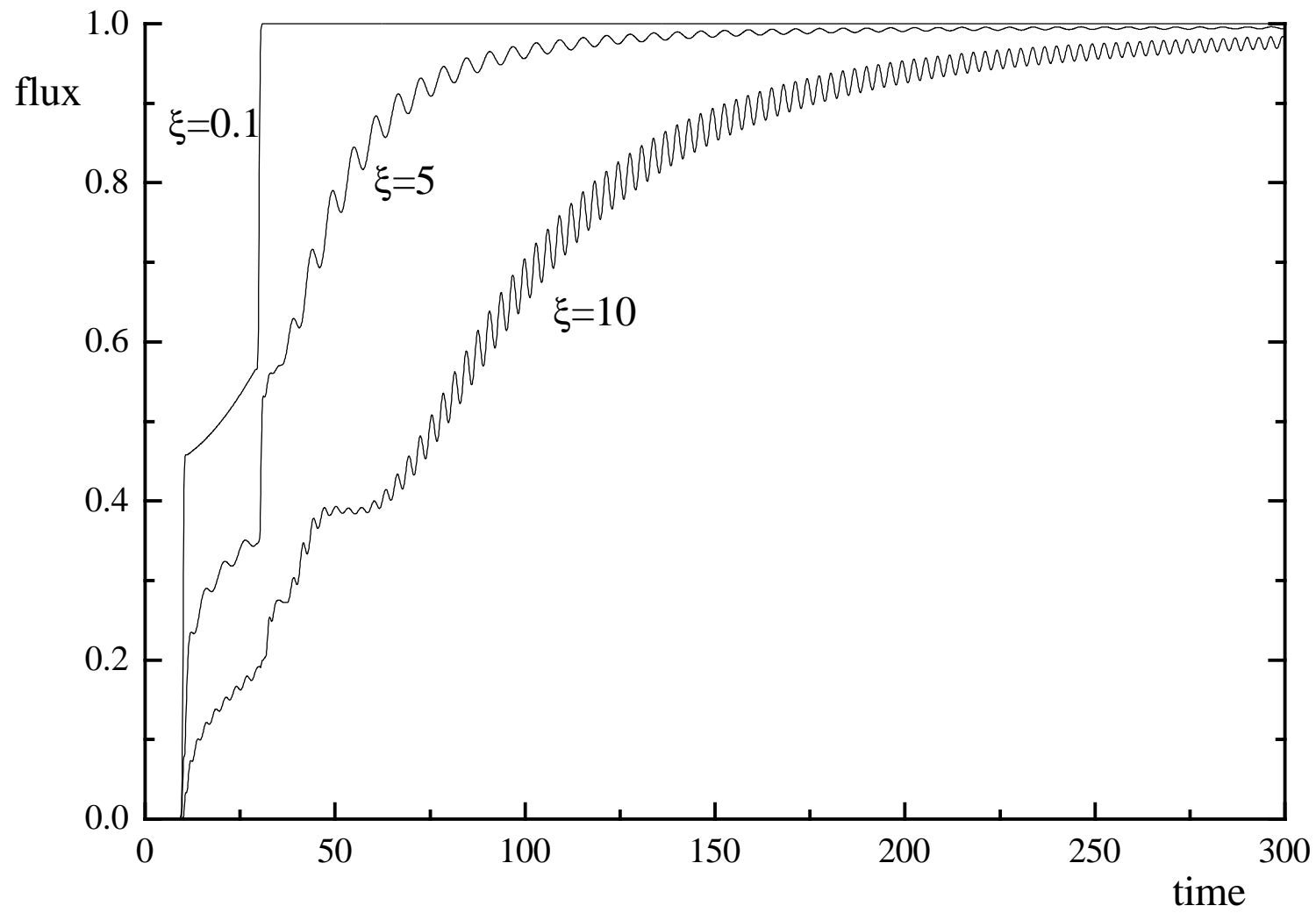


Fig. 4b



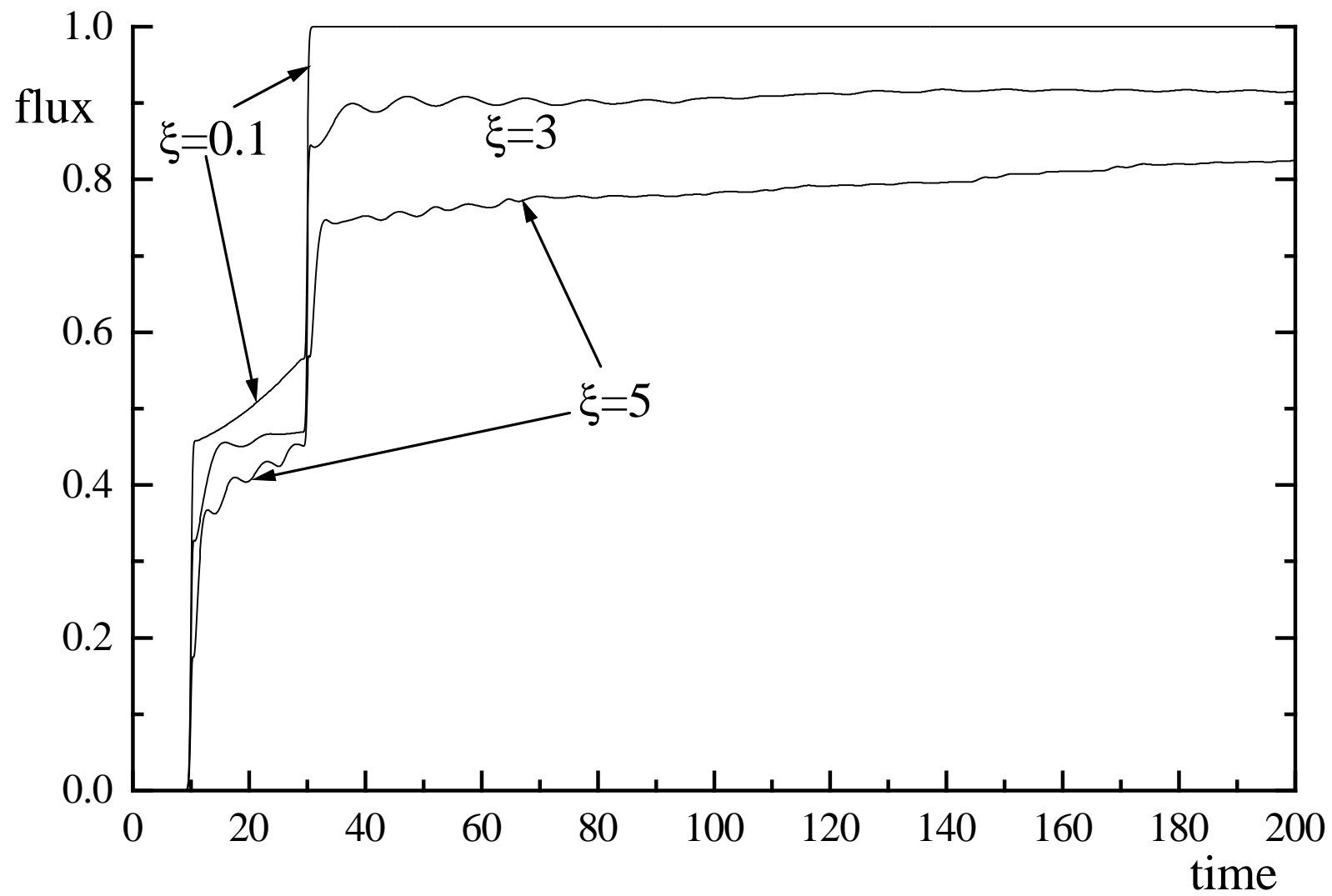


Fig. 4c



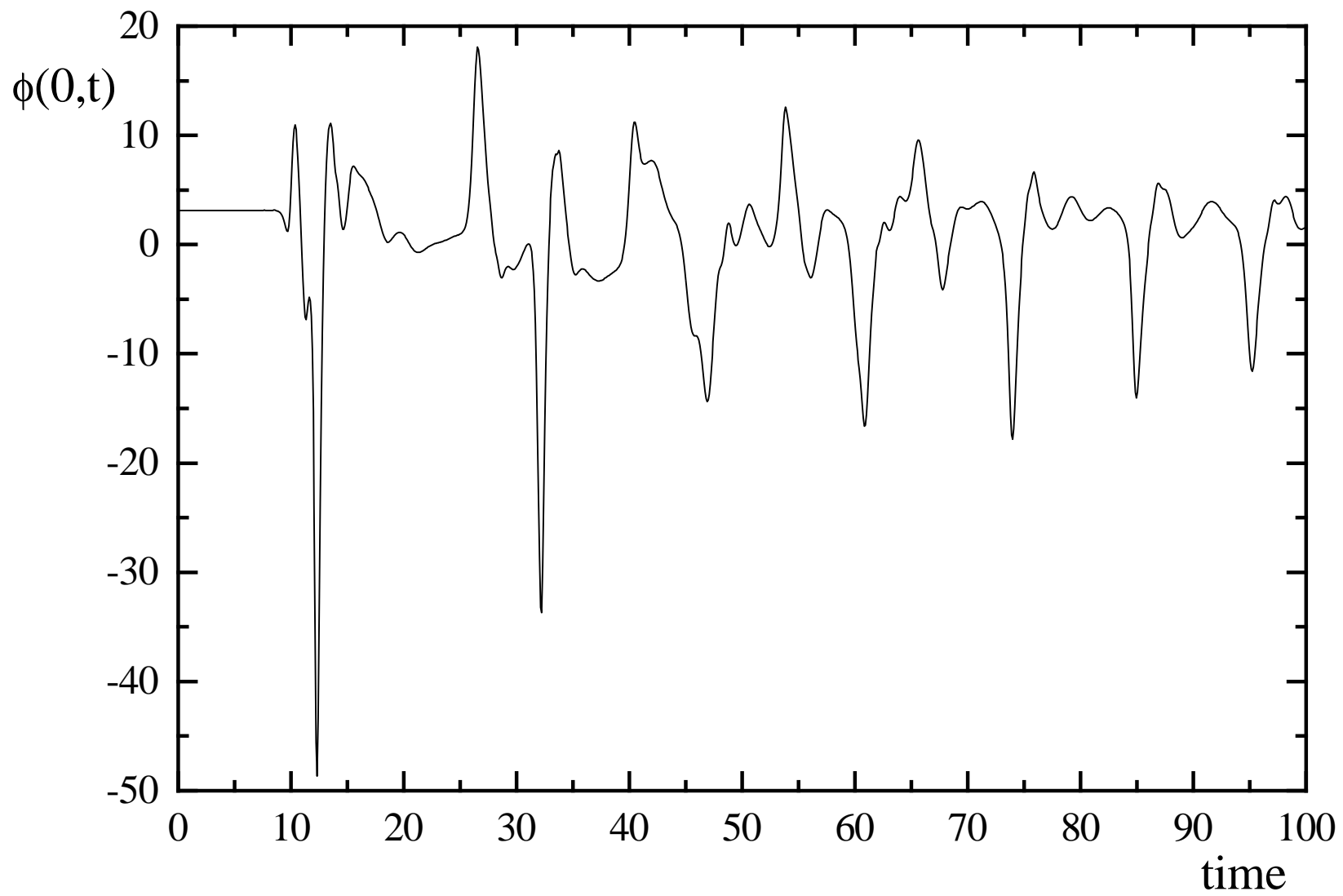


Fig. 5a





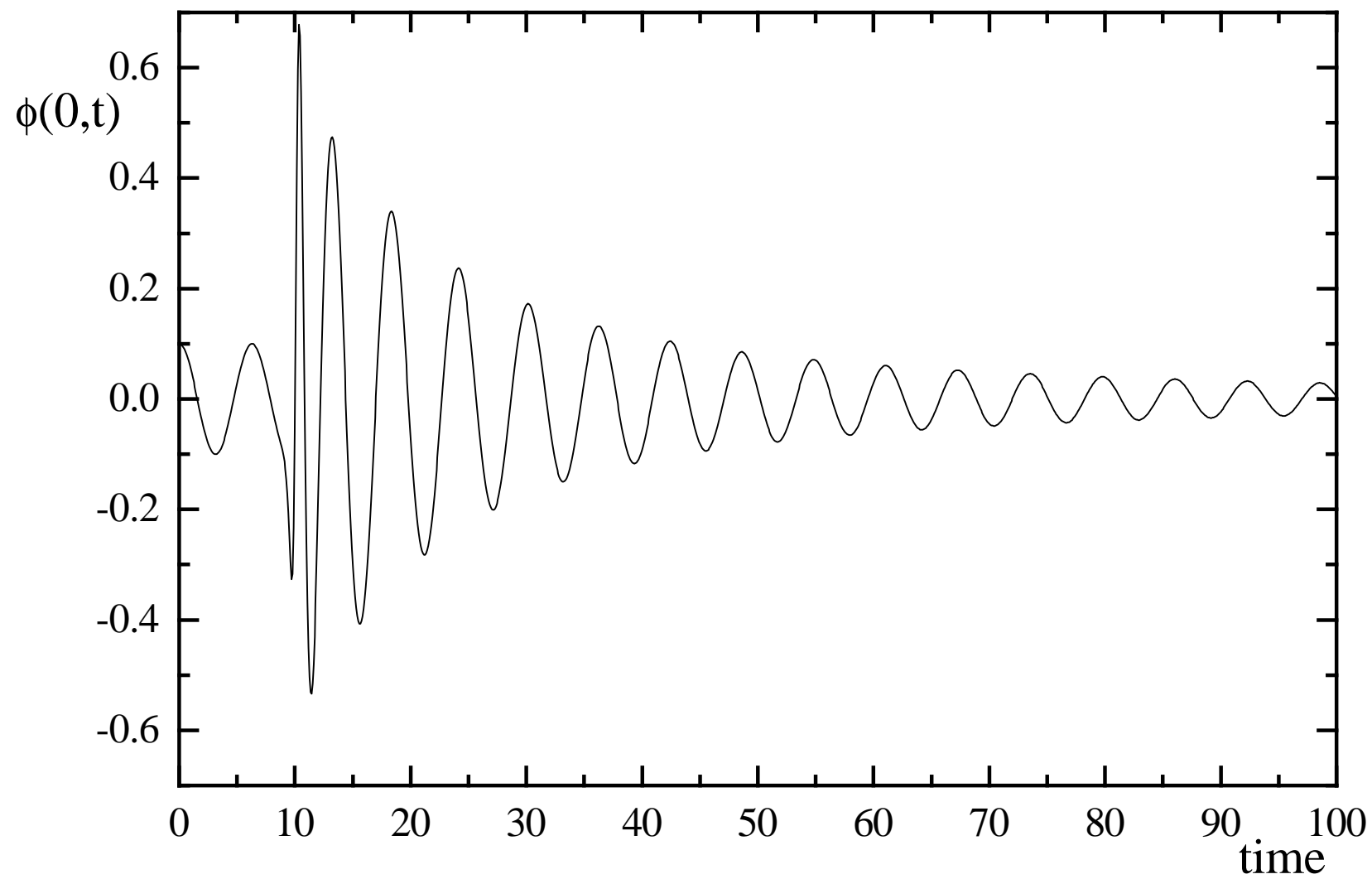


Fig. 5b

