

Phenomenological Implications of the Topflavour Model

Jong Chul Lee*, Kang Young Lee[†] and Jae Kwan Kim

Department of Physics, Korea Advanced Institute of Science and Technology

Taejon 305 – 701, Korea

(May 13, 2018)

Abstract

We explore phenomenologies of the topflavour model for the LEP experiment at m_Z scale and the atomic parity violation (APV) experiment in the Cs atoms at low energies. Implications of the model on the Z peak data are studied in terms of the precision variables ϵ_i 's. We find that the LEP data give more stringent constraints on the model parameters than the APV data.

Typeset using REVTeX

*jclee@chep5.kaist.ac.kr

[†]kylee@chep5.kaist.ac.kr

I. INTRODUCTION

After the observation of top quark at the Fermilab $p\bar{p}$ collider, Tevatron, influence of the large value of top quark mass on the $Z \rightarrow b\bar{b}$ vertex has been drawing much attention. For instance, the LEP measured quantity $R_b \equiv \Gamma(Z \rightarrow b\bar{b})/\Gamma(Z \rightarrow \text{hadrons})$ has been known to show some inconsistency with the Standard Model (SM) prediction with such a heavy top. Following the recent LEP electroweak working group report [1], the average of LEP (LEP+SLC) data is $R_b = 0.2174 \pm 0.0009$ ($R_b = 0.2170 \pm 0.0009$), which is about 1.8 (1.5) standard deviations higher than the SM prediction. In fact the newly analyzed value from new data come closer to the SM prediction and the experimental situation is being improved. As a result, the discrepancy of R_b is expected to be eliminated in the near future. In spite of the dilution of R_b problem, however, it is still interesting to study the third generation related phenomenologies where the new physics manifests.

Extensions of the standard electroweak interactions with additional SU(2) group has been extensively studied in many literatures [2–6]. Depending on the motivations of extensions, SU(2)×SU(2) groups are differently coupled to fermions, and various models are suggested accordingly. In this paper we consider the model with additional SU(2) acting only on the third generation, which has been suggested by several authors [5,6] as a possible solution of the R_b problem. The third generation undergoes different flavour dynamics from the first and second generations and we expect that this type of model would help us to explain the discrepancy of R_b which still exists. As an analogy to the topcolor model [7], this model is called topflavour model [6].

In order to parametrize new physics effects on the observables from the LEP experiments, we use the precision variables ϵ_i 's introduced by Altarelli et al. [9,8] in this paper. Because there is no direct evidence for new physics beyond the SM at LEP until now, the new physics contribution, if it exists, are thought to be at most comparable with the radiative correction effects of the SM. Hence it will be interesting to study the new physics effects in terms of the precision variables. We calculate $\epsilon_{1,2,3,b}$ with the new LEP data reported by the LEP

Electroweak Working Group [1] in the framework of the topflavour model. Among four epsilon variables, ϵ_b has been of particular interest because it encodes the corrections to the $Z \rightarrow b\bar{b}$ vertex and is relevant for our aim.

This model shows a characteristic feature, existence of the flavour changing neutral currents (FCNC) even for the lepton sector. We use the experimental bound of FCNC in the lepton sector combined with the precision test to result in additional constraints on the allowed parameter space.

Another important constraint on new physics comes from measurements of the atomic parity violation (APV) in heavy atoms. Deviations from the SM predictions in APV may be due to the presence of extra neutral gauge bosons and useful to restrict the mass of such gauge bosons [10,11]. Here we analyze such deviations in the topflavour model and compare the results with those of the Cs atom which is accurately measured recently.

This work is organized as follows: The model is briefly reviewed in section II. We calculate $\epsilon_{1,2,3,b}$ in the topflavour model and with the new LEP data in section III. The model parameters are constrained by the results of the experimental data. We discuss the FCNC and lepton mixings of the topflavour model in section IV. The APV in the topflavour model is analyzed in section V. Discussions and conclusions are given in section VI.

II. THE MODEL

We study the topflavour model with the extended electroweak gauge group $SU(2)_l \times SU(2)_h \times U(1)_Y$ where the first and second generations couple to $SU(2)_l$ and the third generation couples to $SU(2)_h$. The left-handed quarks and leptons in the first and second generations transform as $(2,1,1/3)$, $(2,1,-1)$ under $SU(2)_l \times SU(2)_h \times U(1)_Y$, and those in the third generation as $(1,2,1/3)$, $(1,2,-1)$ while right-handed quarks and leptons transform as $(1,1,2Q)$ where $Q = T_{3l} + T_{3h} + Y/2$ is the electric charge of a fermion.

The covariant derivative is given by

$$D^\mu = \partial^\mu + ig_l T_l^a W_{la}^\mu + ig_h T_h^a W_{ha}^\mu + ig' \frac{Y}{2} B^\mu, \quad (1)$$

where T_l^a and T_h^a denote the $SU(2)_{(l,h)}$ generators and Y is the $U(1)$ hypercharge generator. Corresponding gauge bosons are W_{la}^μ, W_{ha}^μ and B^μ with the coupling constants g_l, g_h and g' respectively. The gauge couplings may be written as

$$g_l = \frac{e}{\sin \theta \cos \phi}, \quad g_h = \frac{e}{\sin \theta \sin \phi}, \quad g' = \frac{e}{\cos \theta} \quad (2)$$

in terms of the weak mixing angle θ and the new mixing angle ϕ between $SU(2)_l$ and $SU(2)_h$ defined in eq. (3) below.

The symmetry breaking is accomplished by the vacuum expectation values of two scalar fields Σ and Φ

$$\langle \Phi \rangle = \begin{pmatrix} 0 \\ v/\sqrt{2} \end{pmatrix}, \quad \langle \Sigma \rangle = \begin{pmatrix} u & 0 \\ 0 & u \end{pmatrix}.$$

The scalar field $\Sigma = \sigma + i\vec{\tau} \cdot \vec{\pi}$ transforms as $(2,2,0)$ under $SU(2)_l \times SU(2)_h \times U(1)$ and Φ as $(2,1,1)$, the latter corresponds to the SM Higgs field. Though we do not explicitly describe the potential of Higgs fields here, it should be suitably chosen to give the correct vacuum. In the first stage, the scalar field Σ gets the vacuum expectation value and breaks $SU(2)_l \times SU(2)_h \times U(1)_Y$ down to $SU(2)_{l+h} \times U(1)_Y$ at the scale $\sim u$. The remaining symmetry is broken down to $U(1)_{em}$ by the the vacuum expectation value of Φ at the electroweak scale. Since the third generation fermions do not couple to Higgs fields with this particle contents, they should get masses via higher dimensional operators. The different mechanism of mass generation could be the origin of the heavy masses of the third generation. Or it would be possible to introduce another Higgs doublet coupled to the third generations as in the ref. [6]. We do not study the mass generation problem of this model in details here.

We assume that both $SU(2)$ interactions are perturbative and the first symmetry breaking scale is much higher than the electroweak scale, $v^2/u^2 \equiv \lambda \ll 1$. The value of the mixing angle $\sin \phi$ is constrained in order for this model to be perturbative, $g_{(l,h)}^2/4\pi < 1$, such that $0.03 < \sin^2 \phi < 0.96$.

Let us consider the mass eigenstates of gauge bosons. It is convenient to write the gauge bosons in the following basis,

$$\begin{aligned}
W_{1\mu}^\pm &= \cos \phi W_{l\mu}^\pm + \sin \phi W_{h\mu}^\pm, \\
W_{2\mu}^\pm &= -\sin \phi W_{l\mu}^\pm + \cos \phi W_{h\mu}^\pm, \\
Z_{1\mu} &= \cos \theta (\cos \phi W_{l\mu}^3 + \sin \phi W_{h\mu}^3) - \sin \theta B_\mu, \\
Z_{2\mu} &= -\sin \phi W_{l\mu}^3 + \cos \phi W_{h\mu}^3, \\
A_\mu &= \sin \theta (\cos \phi W_{l\mu}^3 + \sin \phi W_{h\mu}^3) + \cos \theta B_\mu,
\end{aligned} \tag{3}$$

where $W_{(l,h),\mu}^\pm = (W_{(l,h),\mu}^1 \mp iW_{(l,h),\mu}^2)/\sqrt{2}$. Up to the order of λ the physical states of gauge bosons are given by

$$\begin{aligned}
\begin{pmatrix} W_\mu^\pm \\ W_\mu^{\prime\pm} \end{pmatrix} &= \begin{pmatrix} 1 & \lambda \sin^3 \phi \cos \phi \\ -\lambda \sin^3 \phi \cos \phi & 1 \end{pmatrix} \begin{pmatrix} W_{1\mu}^\pm \\ W_{2\mu}^\pm \end{pmatrix}, \\
\begin{pmatrix} Z_\mu \\ Z'_\mu \end{pmatrix} &= \begin{pmatrix} 1 & \lambda \frac{\sin^3 \phi \cos \phi}{\cos \theta} \\ -\lambda \frac{\sin^3 \phi \cos \phi}{\cos \theta} & 1 \end{pmatrix} \begin{pmatrix} Z_{1\mu}^0 \\ Z_{2\mu}^0 \end{pmatrix},
\end{aligned} \tag{4}$$

with the masses

$$\begin{aligned}
m_{W^\pm}^2 &= m_0^2(1 - \lambda \sin^4 \phi), \quad m_Z^2 = \frac{m_0^2}{\cos^2 \theta}(1 - \lambda \sin^4 \phi), \\
m_{W^{\prime\pm}}^2 &= m_{Z'}^2 = m_0^2 \left(\frac{1}{\lambda \sin^2 \phi \cos^2 \phi} + \frac{\sin^2 \phi}{\cos^2 \phi} \right)
\end{aligned} \tag{5}$$

where $m_0 = ev/(2 \sin \theta)$ is the tree level mass of the W boson in the SM. In terms of mass eigenstates of gauge bosons the covariant derivative can be rewritten as

$$\begin{aligned}
D_\mu &= \partial_\mu + \frac{ie}{\sin \theta} \left[T_h^\pm + T_l^\pm + \lambda \sin^2 \phi (\cos^2 \phi T_h^\pm - \sin^2 \phi T_l^\pm) \right] W_\mu^\pm \\
&+ \frac{ie}{\sin \theta} \left[\frac{\cos \phi}{\sin \phi} T_h^\pm - \frac{\sin \phi}{\cos \phi} T_l^\pm - \lambda \sin^3 \phi \cos \phi (T_h^\pm + T_l^\pm) \right] W_\mu^{\prime\pm} \\
&+ \frac{ie}{\sin \theta \cos \theta} \left[T_{3h} + T_{3l} - Q \sin^2 \theta + \lambda \sin^2 \phi (\cos^2 \phi T_{3h} - \sin^2 \phi T_{3l}) \right] Z_\mu \\
&+ \frac{ie}{\sin \theta} \left[\frac{\cos \phi}{\sin \phi} T_{3h} - \frac{\sin \phi}{\cos \phi} T_{3l} - \lambda \frac{\sin^3 \phi \cos \phi}{\cos^2 \theta} (T_{3h} + T_{3l} - Q \sin^2 \theta) \right] Z'_\mu \\
&+ ieQA_\mu.
\end{aligned} \tag{6}$$

Our model contains the FCNC interactions at tree level since the couplings of the third generation left-handed fermions to the Z , Z' are different from those of the first and second generations. We will discuss the FCNC and lepton mixing in detail in section IV.

III. THE EPSILON VARIABLES IN THE TOPFLAVOUR MODEL

In the original work [8], three variables ϵ_1 , ϵ_2 and ϵ_3 were defined from the basic observables, the mass ratio of W and Z bosons m_W/m_Z , the leptonic width Γ_l and the forward-backward asymmetry for charged leptons A_{FB}^l . These observables are all defined at the Z -peak, precisely measured and free from important strong interaction effects such as $\alpha_s(m_Z)$ or the $Z \rightarrow b\bar{b}$ vertex. In terms of these observables, ϵ_1 , ϵ_2 and ϵ_3 , we have the virtue that the most interesting physical results are already obtained at a completely model independent manner without assumptions like the dominance of vacuum polarization diagrams.

Because of the large m_t -dependent SM corrections to the $Z \rightarrow b\bar{b}$ vertex, however, the ϵ_i 's and Γ_b can only be correlated for a given value of m_t . In order to overcome this limitation, Altarelli et al. [9] added a new parameter, ϵ_b , which encodes the m_t -dependent corrections to $Z \rightarrow b\bar{b}$ vertex and slightly modified other ϵ_i 's. Hence the four ϵ_i 's are defined from an enlarged set of basic observables m_W/m_Z , Γ_l , A_{FB}^l and Γ_b without need of specifying m_t . Consequently the m_t -dependence for all observables via loops come out through the ϵ_i 's. We work with this extended scheme here because we are interested in the corrections to $Z \rightarrow b\bar{b}$ vertex.

The $\epsilon_{1,2,3}$ variables are defined by the linear combinations of the correction terms $\Delta\rho$, Δk and Δr_w in the eqs. (9) of ref. [9], which are extracted by the relations

$$g_{lA} = -\frac{1}{2} \left(1 + \frac{\Delta\rho}{2} \right) \quad ,$$

$$\frac{g_{lV}}{g_{lA}} = 1 - 4(1 + \Delta k)s_0^2 \quad ,$$

$$\left(1 - \frac{m_W^2}{m_Z^2} \right) \frac{m_W^2}{m_Z^2} = \frac{\pi\alpha(m_Z)}{\sqrt{2} G_F m_Z^2 (1 - \Delta r_w)} \quad , \tag{7}$$

with

$$s_0^2 c_0^2 = \frac{\pi\alpha(m_Z)}{\sqrt{2} G_F m_Z^2} \quad ,$$

and $c_0^2 = 1 - s_0^2$. The vector and axial-vector couplings for charged leptons, g_{lV} and g_{lA} are obtained from the observables Γ_l and A_{FB}^l . Note that the universality of couplings is violated in this model as a result of the different flavour dynamics of the third generation. For the consistency, we define $\Delta\rho$ and Δk from the couplings of the first and second generations only. Here, we use the electronic width, Γ_e and the muon forward-backward asymmetry, A_{FB}^μ to make the bound on ϵ_i harder.

The formula for ϵ_b is rather complicated. It is defined by the equations :

$$\begin{aligned} g_{bA} &= -\frac{1}{2} \left(1 + \frac{\Delta\rho}{2} \right) (1 + \epsilon_b) , \\ \frac{g_{bV}}{g_{bA}} &= \frac{1 - \frac{4}{3}(1 + \Delta k)s_0^2 + \epsilon_b}{1 + \epsilon_b} . \end{aligned} \quad (8)$$

We obtain the relation between ϵ_b and Γ_b by insertion of g_{bV} and g_{bA} into the formula of Γ_b .

The epsilon variables are obtained using the recent LEP data listed in table I taken from ref. [1]:

$$\begin{aligned} \epsilon_1 &= (4.7 \pm 1.7) \times 10^{-3} , \\ \epsilon_2 &= (-5.5 \pm 1.8) \times 10^{-3} , \\ \epsilon_3 &= (4.3 \pm 2.5) \times 10^{-3} , \\ \epsilon_b &= (-2.6 \pm 2.0) \times 10^{-3} . \end{aligned} \quad (9)$$

The basic observables in the topflavour model depend upon the model parameters λ and $\sin^2 \phi$ as well as the Higgs mass m_H . The vector and axial-vector couplings of fermions to Z boson at tree level are given by

$$\begin{aligned} v_f &= T_{3h} + T_{3l} - 2Q_f \sin^2 \theta + \lambda \sin^2 \phi (T_{3h} \cos^2 \phi - T_{3l} \sin^2 \phi) , \\ a_f &= T_{3h} + T_{3l} + \lambda \sin^2 \phi (T_{3h} \cos^2 \phi - T_{3l} \sin^2 \phi) , \end{aligned} \quad (10)$$

where $\sin^2 \theta$ is defined as the shifted Weinberg angle at tree level by the new physics effects

$$\sin^2 \theta = s_0^2 - \lambda \sin^4 \phi \frac{c_0^2 s_0^2}{c_0^2 - s_0^2} , \quad (11)$$

up to the linear order of λ . We include the radiative corrections and obtain the effective fermion couplings and Weinberg angle by introducing the electroweak form factor as done in ref. [12]: $\sin^2 \theta_{eff}^f = \kappa_f \sin^2 \theta$ and $g_A = \sqrt{\rho_f} a_f$. Along with the eqs. (7), (8) and (11), the effective fermion couplings including new physics corrections for lepton and b -quark define the correction terms $\Delta\rho_{new}$, Δk_{new} , and ϵ_b^{new} . The new physics contribution to the mass of W boson are encoded in the effective Weinberg angle and also define the term Δr_W^{new} :

$$\sin^2 \theta_{eff} \cos^2 \theta_{eff} = \frac{\pi \alpha(m_Z)}{\sqrt{2} G_F m_Z^2 (1 - \Delta r_W^{new})} . \quad (12)$$

With the correction terms we obtain the epsilon variables in the topflavour model :

$$\begin{aligned} \epsilon_1 &= \epsilon_1^{SM} - 2\lambda \sin^4 \phi \\ \epsilon_2 &= \epsilon_2^{SM} + \lambda \sin^4 \phi \left(\frac{s_0^2}{c_0^2 - s_0^2} - 2 \right) \\ \epsilon_3 &= \epsilon_3^{SM} - \lambda \sin^4 \phi \\ \epsilon_b &= \epsilon_b^{SM} - \frac{1}{2} \lambda \frac{\sin^2 \phi}{g_{lA}^{SM}} (1 + \epsilon_b^{SM} \sin^2 \phi) \end{aligned} \quad (13)$$

(dropping the tag "new" from now on). In the LEP era, it is natural to use the precisely measured values of $\alpha(m_Z)$, G_F , M_Z . We used the ZFITTER [12] for numerical calculations of the epsilon variables in this model. We use 175 GeV as input value of m_t , which is the central value of the recent CDF and D0 report [13].

In Figs. 1 and 2, the experimental ellipses for 1- σ level and 90%, 95% confidence levels are shown in the $\epsilon_1 - \epsilon_b$ and $\epsilon_3 - \epsilon_b$ planes respectively with the results of the SM and the topflavour model. We express the results with variations of m_H , $\sin^2 \phi$ and $m_{Z'}$. Note that the mass of the neutral heavy gauge boson Z' is used instead of the parameter λ to be comprehensive because $m_{Z'}$ is an observable. The mass of Z' is related to λ as follows :

$$m_{Z'}^2 = \frac{m_Z^2}{\lambda \sin^2 \phi \cos^2 \phi} \left[\cos^2 \theta_{SM} + \lambda \sin^4 \phi \left(\frac{c_0^2 s_0^2}{c_0^2 - s_0^2} + 2c_0^2 \right) \right] , \quad (14)$$

where θ_{SM} is the Weinberg angle of the SM. The ellipses tend to be shifted along the minus direction of ϵ_b compared with those from 1996 data [14,15] and thus come closer to the SM prediction. We find that the SM predictions lie inside the 90 % C.L. ellipses in both of

$\epsilon_1 - \epsilon_b$ and $\epsilon_3 - \epsilon_b$ planes. The remaining deviations are caused by the $Zb\bar{b}$ coupling and related to the R_b discrepancy. In Fig. 3 we show the parameter space of $\sin^2 \phi - m_{Z'}$ and allowed region constrained by $\epsilon_{1,3,b}$. For small $\sin^2 \phi$, ϵ_b give the most strict constraint but constraint of ϵ_1 becomes more important when $\sin^2 \phi > 0.32$. This arises from the shift of the electroweak couplings of leptons because the $SU(2)_l$ coupling constant g_l is rather large corresponding to the large mixing angle ϕ . The lower limit of the mass of heavy gauge boson Z' is about 1.2 TeV (1.1 TeV) at 90 (95) % C. L. which agrees with the result of ref. [5].

IV. FCNC AND LEPTON MIXINGS

The FCNC processes violating lepton family number are possible in this model since the couplings of neutral currents for the third fermions to Z and Z' gauge bosons are different from those of the first and second generations. The neutral current interactions with Z and Z' can be rewritten as universal part and nonuniversal part to the third generations separately.

$$\mathcal{L}_0 = \mathcal{L}_I + \mathcal{L}_3 \quad , \quad (15)$$

where the universal part is given by

$$\begin{aligned} \mathcal{L}_I = \sum_{F=U,D,E,N} \bar{F}_L \gamma_\mu \left[G_L^{(F)} Z^\mu + G_L'^{(F)} Z'^\mu \right] F_L \\ + \bar{F}_R \gamma_\mu \left[G_R^{(F)} Z^\mu + G_R'^{(F)} Z'^\mu \right] F_R \quad , \end{aligned} \quad (16)$$

and the nonuniversal part by

$$\mathcal{L}_3 = \bar{F}_L \gamma_\mu \left[X_L^{(F)} Z^\mu + X_L'^{(F)} Z'^\mu \right] F_L \quad , \quad (17)$$

where $U \equiv (u_0, c_0, t_0)$, $D \equiv (d_0, s_0, b_0)$, $E \equiv (e_0, \mu_0, \tau_0)$ and $N \equiv (\nu_{e0}, \nu_{\mu 0}, \nu_{\tau 0})$ are electroweak states. The couplings of fermions to Z and Z' are given by

$$\begin{aligned} G_L^F &= -\frac{e}{\cos \theta \sin \theta} \left[T_{3F} - Q_F \sin^2 \theta - \lambda \sin^4 \phi T_{3F} \right] I \\ G_R^F &= \frac{e}{\cos \theta \sin \theta} \left[Q_F \sin^2 \theta \right] I \end{aligned}$$

$$\begin{aligned}
G_L'^F &= \frac{e}{\sin \theta} \left[\frac{\sin \phi}{\cos \phi} T_{3F} + \lambda \frac{\sin^3 \phi \cos \phi}{\cos^2 \theta} (T_{3F} - Q_F \sin^2 \theta) \right] I \\
G_R'^F &= -\frac{e}{\sin \theta} [\lambda Q_F \tan^2 \theta \sin^3 \phi \cos \phi] I
\end{aligned} \tag{18}$$

where I is the 3×3 identity matrix and

$$\begin{aligned}
X_L^F &= -\frac{e}{\cos \theta \sin \theta} \begin{pmatrix} 0 & 0 & 0 \\ 0 & 0 & 0 \\ 0 & 0 & \lambda \sin^2 \phi T_{3F} \end{pmatrix}, \\
X_L'^F &= -\frac{e}{\sin \theta} \begin{pmatrix} 0 & 0 & 0 \\ 0 & 0 & 0 \\ 0 & 0 & \frac{1}{\sin \phi \cos \phi} T_{3F} \end{pmatrix}.
\end{aligned} \tag{19}$$

Therefore, the neutral current interactions are not simultaneously diagonalized with the charged lepton mass matrix by a unitary transformation, and the FCNC interaction terms are generated from the eq. (19).

Since the $e - \mu$ mixing process should be highly suppressed by the experimental bound $\text{Br}(\mu^- \rightarrow e^- e^+ e^-) < 1.0 \times 10^{-12}$ [16], we consider two cases of $\mu - \tau$ and $e - \tau$ mixings here. Introducing the new parameter $\sin \beta$ for $\mu - \tau$ mixing, we obtain the mass eigenstates through the mixing matrix

$$\begin{pmatrix} e \\ \mu \\ \tau \end{pmatrix}_L = \begin{pmatrix} 1 & 0 & 0 \\ 0 & \cos \beta & -\sin \beta \\ 0 & \sin \beta & \cos \beta \end{pmatrix} \begin{pmatrix} e_0 \\ \mu_0 \\ \tau_0 \end{pmatrix}_L. \tag{20}$$

Thus \mathcal{L}_3 yields the FCNC interaction terms

$$\mathcal{L}_{int} = \lambda \sin \beta \cos \beta \left(\frac{e}{\cos \theta \sin \theta} \frac{\sin^2 \phi}{2} \right) \bar{\tau}_L \gamma_\mu \mu_L Z^\mu + h.c. \tag{21}$$

through which $\tau^- \rightarrow \mu^- \mu^- \mu^+$ and $Z \rightarrow \mu^\pm \tau^\mp$ decays are possible. We express their branching ratio with model parameters:

$$\begin{aligned}
\frac{\text{Br}(\tau^- \rightarrow \mu^- \mu^- \mu^+)}{\text{Br}(\tau^- \rightarrow \bar{\nu}_\mu \mu^- \nu_\tau)} &= 0.262 \lambda^2 \sin^2 \beta \cos^2 \beta \left[\frac{1}{2} (\sin^2 \beta - 4 \sin^2 \theta \sin^2 \phi)^2 + \sin^4 \theta \sin^4 \phi \right] \\
\text{Br}(Z \rightarrow \mu^\mp \tau^\pm) &= \frac{0.332}{(\Gamma_Z/1 \text{ GeV})} \lambda^2 \sin^4 \phi \sin^2 \beta \cos^2 \beta.
\end{aligned} \tag{22}$$

We can constrain the parameter space by the experimental bounds [16] :

$$\begin{aligned}\text{Br}(\tau^- \rightarrow \mu^- \mu^- \mu^+) &< 1.9 \times 10^{-6} \quad (\text{at } 90 \% \text{ C.L.}) \\ \text{Br}(Z \rightarrow \mu^- \tau^+) &< 1.7 \times 10^{-5} \quad (\text{at } 95 \% \text{ C.L.}) \quad .\end{aligned}\tag{23}$$

In Fig. 4 (a) we show the allowed region in the $\sin^2 \phi - m_{Z'}$ plane by the experimental bound of eq. (23) together with ϵ_b bound. We find that in the region of small $\sin^2 \phi$ the additional constraints on the allowed region can be given from the experimental bound of $\tau \rightarrow \mu\mu\mu$ when the value of $\sin \beta$ is large enough. In the most region of the parameter space, however, these experimental bounds are not so restrictive compared to the LEP experimental bounds and there are no limits on $\sin \beta$.

If we assume the $(e - \tau)$ mixing, another mixing angle γ is introduced through the mixing matrix and we have the FCNC term

$$\mathcal{L}_{int} = \lambda \sin \gamma \cos \gamma \left(\frac{e}{\cos \theta \sin \theta} \frac{\sin^2 \phi}{2} \right) \bar{\tau}_L \gamma_\mu e_L Z^\mu + h.c. \quad .\tag{24}$$

We also show the allowed parameter space in $\sin^2 \gamma - m_{Z'}$ plane in Fig. 4 (b) using the experimental bound $\text{Br}(\tau^- \rightarrow e^- e^- e^+) < 3.3 \times 10^{-6}$ (at 90 % C.L.) and $\text{Br}(Z \rightarrow e^- \tau^+) < 9.8 \times 10^{-6}$ (at 95 % C.L.) [16]. Constraints on the allowed parameter space are similar to the case of $(\mu - \tau)$ mixing.

V. LIMITS FROM THE ATOMIC PARITY VIOLATION EXPERIMENTS

The parity violating processes in heavy atoms are known to provide an excellent test for the electroweak theory at the energy scale far below $m_{Z'}$. Especially for the extended gauge interactions, stringent constraints on the mass of extra gauge bosons can arise from the atomic parity violation experiments. At low energies, the parity formula electron-quark interactions are described by the effective lagrangian :

$$\mathcal{L}_{eff} = \frac{G_F}{\sqrt{2}} (\bar{e} \gamma_\mu \gamma_5 e) (C_{1u} \bar{u} \gamma^\mu u + C_{1d} \bar{d} \gamma^\mu d) \quad .\tag{25}$$

The parity violating amplitudes are expressed by the so-called weak charge Q_W of the atom

$$Q_W = -2[C_{1u}(2Z + N) + C_{1d}(Z + 2N)] \quad , \quad (26)$$

where Z is the number of protons and N the number of neutrons.

In the topflavour model, the effective lagrangian of eq. (25) is obtained by integrating out the Z and Z' bosons with the coefficients C_{1u} and C_{1d}

$$C_{1u,1d} = C_{1u,1d}^{SM}(1 - \lambda \sin^4 \phi) \quad (27)$$

in terms of the model parameters λ and $\sin^2 \phi$ up to the leading correction of λ . The shift in Q_W away from the SM prediction by the new physics effects are given by

$$\Delta Q_W = Q_W - Q_W^{SM} = -Q_W^{SM} \lambda \sin^4 \phi \quad . \quad (28)$$

With the recent accurate measurements of the APV in Cs atom [17,18], one obtain

$$Q_W(^{133}_{55}Cs) = -72.41 \pm 0.25 \pm 0.80 \quad , \quad (29)$$

where the first error comes from experiment and the second from atomic theory. From the SM prediction [10]

$$Q_W^{SM}(^{133}_{55}Cs) = -73.20 \pm 0.13 \quad (30)$$

for a Higgs boson mass of 100 GeV, the deviation ΔQ_W is estimated as

$$\Delta Q_W(^{133}_{55}Cs) = 0.79 \pm 1.06 \quad , \quad (31)$$

in which the error includes both of theoretical and experimental ones. We obtain the constraint on the parameter space

$$\lambda \sin^4 \phi \leq -\frac{\Delta Q_W}{Q_W^{SM}} = 0.0108 \pm 0.0145 \quad , \quad (32)$$

which is already shown in Fig. 3. The lower limit of the Z' boson mass from the APV is found to be

$$m_{Z'} > 480 \text{ GeV} \quad . \quad (33)$$

We find that the APV experiment does not give additional constraints on the allowed parameter space that can compete with the LEP data at Z -peak.

VI. CONCLUDING REMARKS

In this work, we explore the phenomenologies of the topflavour model, which are extension of the SM with the additional $SU(2)$ symmetry. In this model, the third generation is special and it is expected to explain the hierarchy of the fermion mass spectrum as well as the R_b discrepancy observed in LEP experiment. In this paper we first analyzed the model in terms of the electroweak precision variable $\epsilon_{1,2,3,b}$ and critically constrained the parameter space of the model. Because the topflavour model has nonstandard interactions on the lepton sector as well as the quark sector, it would be reasonable to use the electroweak precision variable to test the model. The experimental values of ϵ variables are obtained from the recent LEP results reported by the LEP Electroweak Working Group. At present the SM predictions is out of $1\text{-}\sigma$ ellipses mainly caused by the deviations of ϵ_b originated by the $Zb\bar{b}$ vertex. Since the topflavour model provides the different flavour dynamics on the third generations, the value of ϵ_b can shift to the experimental value. We did not present the result in the $\epsilon_2 - \epsilon_b$ plane because we used the value of the W boson mass fitted to LEP data alone in ref. [1]. If we use the directly measured data, errors on m_w is still too large to give meaningful constraint. As the more precise value of the W boson mass is obtained, ϵ_2 variable can also provide a stringent test for the theoretical predictions. The characteristic feature of this model is the violation of the universality in the interactions of neutral currents which result in the dangerous FCNC even in the lepton sectors. Thus the parameter space is additionally constrained by the experimental bounds on lepton family number changing processes. For most values of $\sin\beta$ ($\sin\gamma$), ϵ_i 's give more stringent constraints except for the region where $\sin^2\phi$ is small. The APV experiment does not give a stringent restriction on this model compared with Z -peak data.

In conclusion, we investigated the phenomenological implications of the topflavour model with the LEP data at Z -peak and the APV data at low energy scale. We found that the best fitted mass of Z' boson to the LEP data is about 2 TeV and with this value, the signature of Z' boson is expected to be found via the excess in the $t\bar{t}$ pair production at the LHC or

at the NLC, as is discussed in ref. [5].

Acknowledgement

We thank Prof. P. Ko for careful reading of the manuscript and valuable comments. This work was supported in part by the Korean Science and Engineering Foundation (KOSEF).

REFERENCES

- [1] The LEP collaborations, the LEP Electroweak Working Group and the SLD Heavy Flavour Group, Report No. LEPEWWG/97-02.
- [2] J. C. Pati and A. Salam, Phys. Rev. D **10**, 275 (1974); R. N. Mohapatra and J. C. Pati, Phys. Rev. D **11**, 566 (1975); R. N. Mohapatra and J. C. Pati, *ibid.* 2558; G. Senjanovic and R. N. Mohapatra, Phys. Rev. D **12**, 1502 (1975).
- [3] V. Barger, W. Y. Keung and E. Ma, Phys. Rev. D **22**, 727 (1980); V. Barger, W. Y. Keung and E. Ma, Phys. Lett. B **94**, 377 (1980); V. Barger, E. Ma and K. Whisnant, Phys. Rev. Lett. **46**, 1501 (1981); J. L. Kneur and D. Schildknecht, Nucl. Phys. B **357**, 357 (1991).
- [4] H. Georgi, E. E. Jenkins and E. H. Simmons, Phys. Rev. Lett. **62**, 2789 (1989); *Erratum* Phys. Rev. Lett. **63**, 1540 (1989); H. Georgi, E. E. Jenkins and E. H. Simmons, Nucl. Phys. B **331**, 541 (1990); E. Ma and S. Rajpoot, Mod. Phys. Lett. A **5**, 979 (1990); V. Barger and T. Rizzo, Phys. Rev. D **41**, 946 (1990); L. Randall, Phys. Lett. B **234**, 508 (1990); R. S. Chivukula, E. H. Simmons and J. Terning, Phys. Lett. B **346**, 284 (1996).
- [5] E. Malkawi, T. Tait and C.-P. Yuan, Phys. Lett. B **385**, 304 (1996).
- [6] D. J. Muller and S. Nandi, Phys. Lett. B **383**, 345 (1996).
- [7] C. T. Hill, Phys. Lett. B **266**, 419 (1991); *ibid.*, 483 (1995); C. T. Hill, Report No. FERMILAB-Conf-97/032-T, invited talk presented at Strongly Coupled Gauge Theories '96, Nagoya, (1996).
- [8] G. Altarelli, R. Barbieri and S. Jadach, Nucl. Phys. B **369**, 3 (1992).
- [9] G. Altarelli, R. Barbieri and F. Caravaglios, Nucl. Phys. B **405**, 3 (1993); G. Altarelli, R. Barbieri and F. Caravaglios, Phys. Lett. B **349**, 145 (1995).
- [10] W. J. Marciano and J. L. Rosner, Phys. Rev. Lett., **65**, 2963 (1990).

- [11] G. Altarelli, R. Casalbuoni, S. De Curtis, N. Di Bartolomeo, F. Feruglio and R. Gatto, Phys. Lett., B **261**, 146 (1991).
- [12] D. Bardin et al., Report No. CERN-TH, 6443/92.
- [13] D. S. Kestenbaum, preprint FERMILAB-CONF-97-016, presented at the 16th International Conference on Physics in Collision, Mexico (1996).
- [14] K. Y. Lee, preprint hep-ph/9710478, to appear in Phys. Rev. D.
- [15] G. T. Park and K. Y. Lee, preprint hep-ph/9705420, to appear in Mod. Phys. Lett. A.
- [16] Particle Data Group, R. M. Barnett et al., Phys. Rev. D **54**, 1 (1996).
- [17] C. S. Wood, S. C. Bennett, D. Cho. B. P. Masterson, J. L. Roberts, C. E. Tanner and C. E. Wieman, Science, **275**, 1759 (1997).
- [18] V. A. Dzuba, V. V. Flambaum and O. P. Sushkov, preprint hep-ph/9709251.

TABLES

TABLE I. The LEP data reported by the LEP Electroweak Working Group in ref [1].

| | |
|----------------|----------------------------------|
| M_W | $80.298 \pm 0.043 \text{ GeV}$ |
| M_Z | $91.1867 \pm 0.0020 \text{ GeV}$ |
| Γ_e | $83.94 \pm 0.14 \text{ MeV}$ |
| A_{FB}^μ | 0.0163 ± 0.0014 |
| R_b | 0.2174 ± 0.0009 |
| Γ_{had} | $1743.2 \pm 2.3 \text{ MeV}$ |

Figure Captions

Fig. 1

Plots of the model predictions in units of 10^{-3} with varying the model parameter $\sin^2\phi$, $m_{Z'}$ and the Higgs boson mass m_H in ϵ_1 - ϵ_b plane. The experimental ellipses at 1- σ , 90 % C.L. and 95 % C.L. are given. Points are labelled from $\sin^2\phi = 0.1 \sim 0.9$ from right to left for each value of $m_{Z'}$.

Fig. 2

Plots of the model predictions in units of 10^{-3} with varying the model parameter $\sin^2\phi$, $m_{Z'}$ and the Higgs boson mass m_H in ϵ_3 - ϵ_b plane.

Fig. 3

The parameter space of $\sin^2\phi - m_{Z'}$ plane constrained by ϵ_1 , ϵ_3 , ϵ_b and ΔQ_W from the atomic parity violation. The Higgs boson mass $m_H = 100$ GeV and the top quark mass $m_t = 175$ GeV. For ϵ_i 's, the solid lines denote the lower limit of 90% C.L. and the dashed line of 95 % C. L.. The region above each curve is allowed.

Fig. 4

(a) The parameter space of $\sin^2\phi - m_{Z'}$ plane constrained by ϵ_b and lepton family number violating processes $\tau \rightarrow \mu\mu\mu$, $Z \rightarrow \tau\mu$ with $(\mu - \tau)$ mixing. Increasing curves when $\sin^2\phi$ goes to 0 come from the experimental bound of $\tau \rightarrow \mu\mu\mu$ and decreasing curves from the bound of $Z \rightarrow \tau\mu$. (b) The parameter space of $\sin^2\phi - m_{Z'}$ plane constrained by ϵ_b and lepton family number violating processes $\tau \rightarrow eee$, $Z \rightarrow \tau\tau e$ with $(e - \tau)$ mixing. Increasing curves when $\sin^2\phi$ goes to 0 come from the experimental bound of $\tau \rightarrow eee$ and decreasing curves from the bound of $Z \rightarrow \tau e$.

FIGURES

FIG. 1.

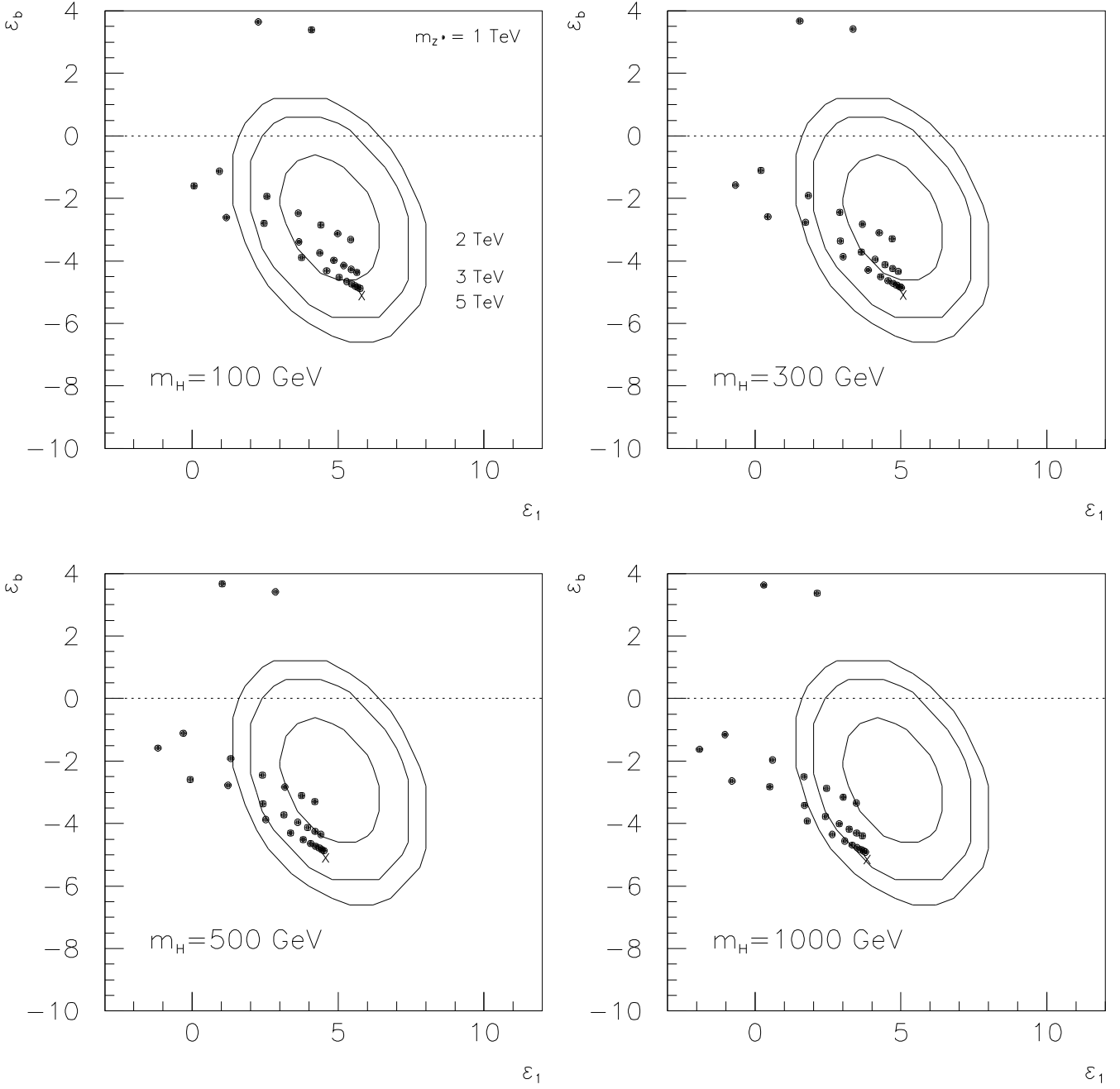


FIG. 2.

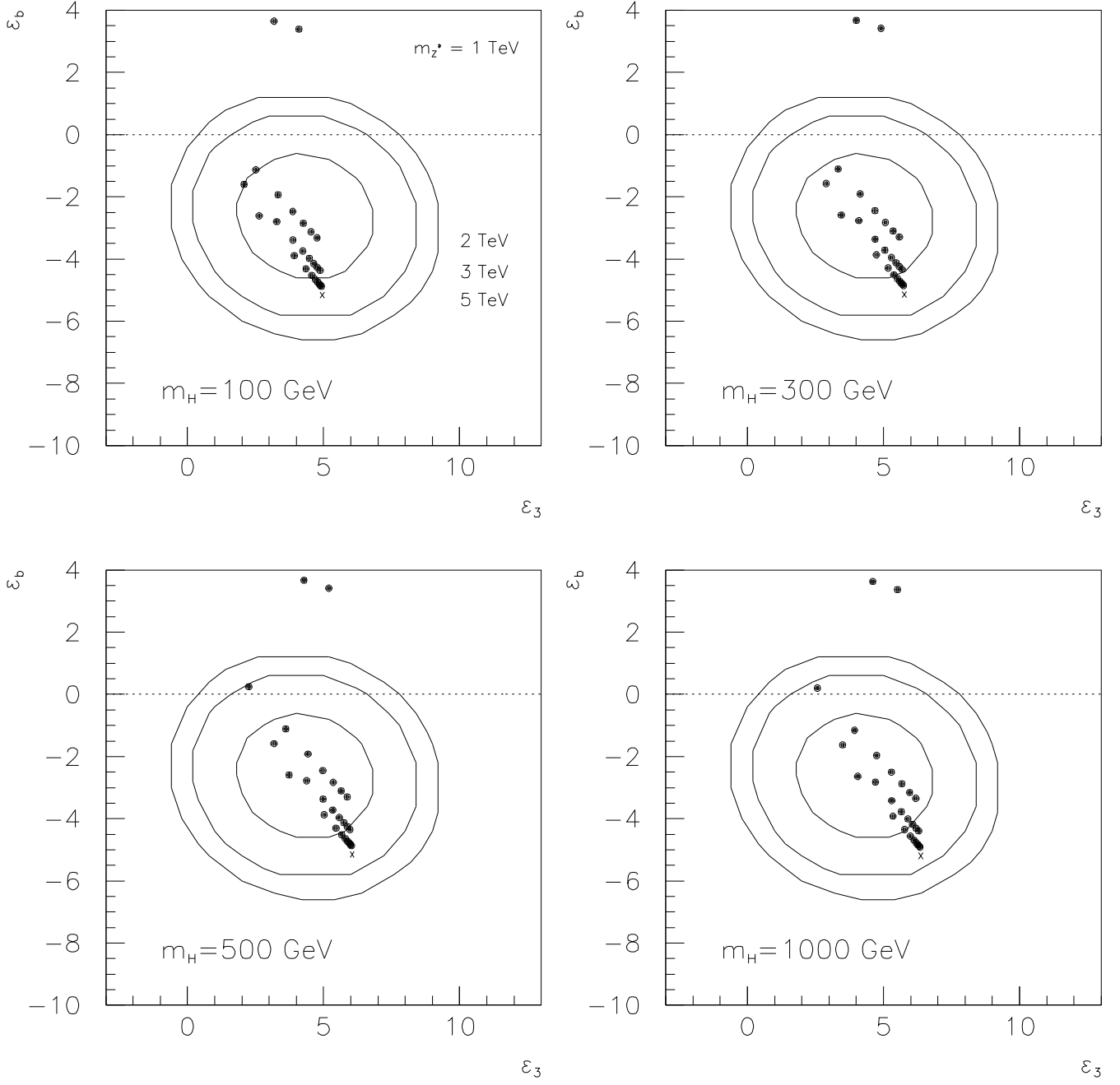


FIG. 3.

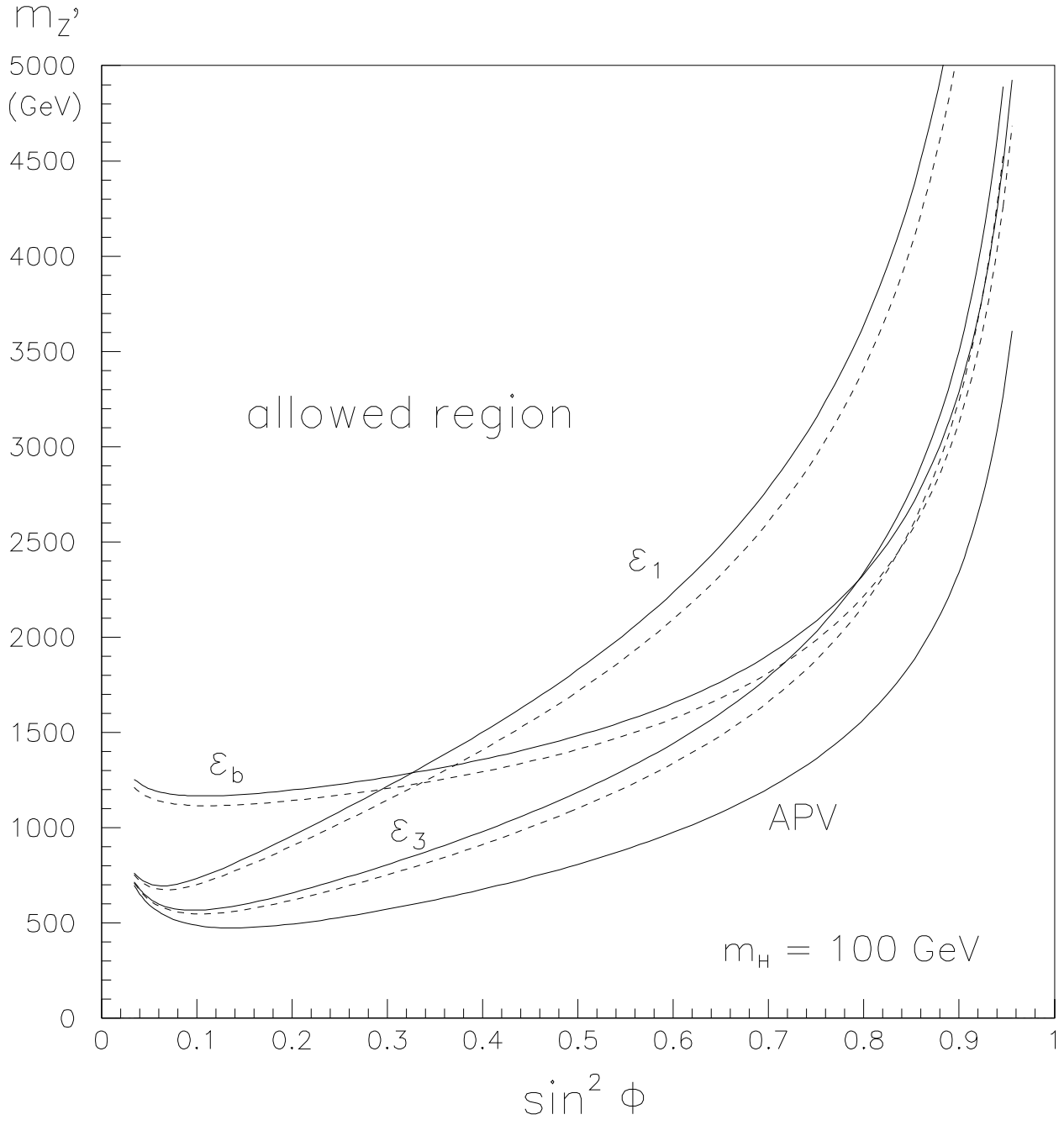


FIG. 4.

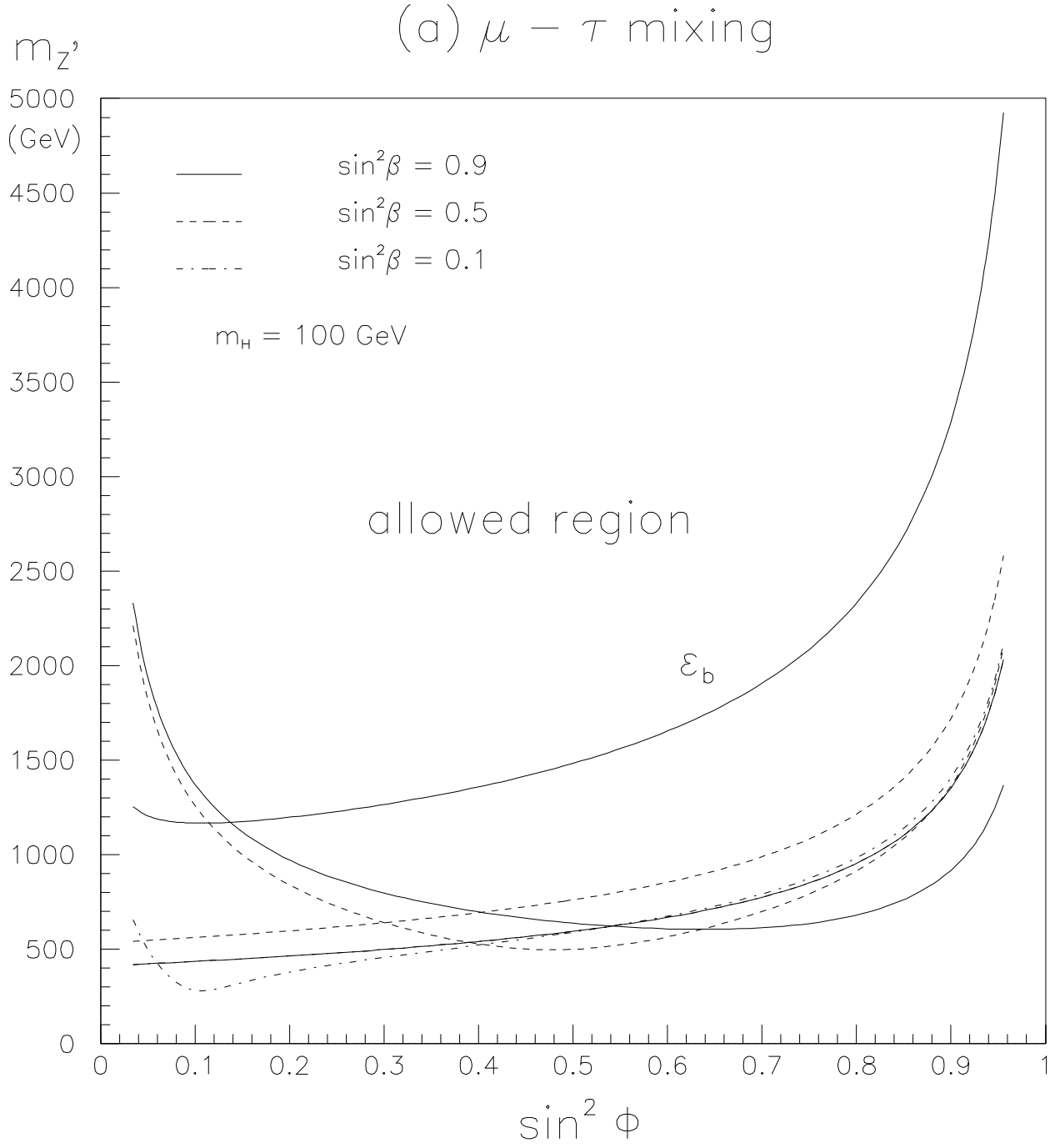


FIG. 5.

