

IASSNS-AST 97/68
 JHU-TIPAC 97020
 KIAS-P97011
 DFTT 72/97
 hep-ph/9711400

Neutrino oscillation constraints on neutrinoless double beta decay

S. M. Bilenky

*Joint Institute for Nuclear Research, Dubna, Russia, and
 Institute for Advanced Study, Princeton, N.J. 08540*

C. Giunti

*INFN, Sezione di Torino, and Dipartimento di Fisica Teorica, Università di Torino,
 Via P. Giuria 1, I-10125 Torino, Italy*

C. W. Kim

*Department of Physics & Astronomy, The Johns Hopkins University,
 Baltimore, MD 21218, USA, and
 School of Physics, Korea Institute for Advanced Study, Seoul 130-012, Korea*

M. Monteno

*INFN, Sezione di Torino, and Dipartimento di Fisica Sperimentale, Università di Torino,
 Via P. Giuria 1, I-10125 Torino, Italy*

(November 20, 1997)

Abstract

We have studied the constraints imposed by the results of neutrino oscillation experiments on the effective Majorana mass $|\langle m \rangle|$ that characterizes the contribution of Majorana neutrino masses to the matrix element of neutrinoless double-beta decay. We have shown that in a general scheme with three Majorana neutrinos and a hierarchy of neutrino masses (which can be explained by the see-saw mechanism), the results of neutrino oscillation experiments imply rather strong constraints on the parameter $|\langle m \rangle|$. From the results of the first reactor long-baseline experiment CHOOZ and the Bugey experiment it follows that $|\langle m \rangle| \lesssim 3 \times 10^{-2} \text{ eV}$ if $\Delta m^2 \lesssim 2 \text{ eV}^2$ (Δm^2 is the largest mass-squared difference). Hence, we conclude that the observation of neutrinoless double-beta decay with a probability that corresponds to $|\langle m \rangle| \gtrsim 10^{-1} \text{ eV}$ would be

a signal for a non-hierarchical neutrino mass spectrum and/or non-standard mechanisms of lepton number violation.

PACS number(s): 14.60.Pq, 23.40.-s

I. INTRODUCTION

The investigation of the fundamental properties of neutrinos (neutrino masses and neutrino mixing, the nature of massive neutrinos (Dirac or Majorana?), neutrino magnetic moments, etc.) is the most important problem of today's neutrino physics. This investigation is one of the major directions of search for physics beyond the Standard Model.

At present, there are three experimental indications in favor of neutrino oscillations. The first indication comes from solar neutrino experiments (Homestake [1], Kamiokande [2], GALLEX [3], SAGE [4] and Super-Kamiokande [5]). The second indication was found in the Kamiokande [6], IMB [7], Soudan [8] and Super-Kamiokande [9] atmospheric neutrino experiments. The third indication in favor of neutrino oscillations was obtained by the LSND collaboration [10,11]. On the other hand, in many short-baseline (SBL) reactor and accelerator experiments (see the reviews in Refs. [12]) and in the recent long-baseline (LBL) reactor experiment CHOOZ [13] no indications in favor of neutrino oscillations were found.

Neutrino oscillation experiments cannot provide an answer to the question: what type of particles are massive neutrinos, Dirac or Majorana? (see Ref. [14]). The answer to this question, that is of fundamental importance, could be obtained from experiments on the investigation of processes in which the total lepton number $L = L_e + L_\mu + L_\tau$ is not conserved. The classical process of this type is neutrinoless double- β decay $((\beta\beta)_{0\nu})$

$$(A, Z) \rightarrow (A, Z + 2) + e^- + e^- . \quad (1.1)$$

The neutrinoless double- β decay of different nuclei has been searched for in many experiments (see, for example, Ref. [15]). No positive signal was found up to now. The most stringent limits on the half-lives for $(\beta\beta)_{0\nu}$ decay were found in ^{76}Ge and ^{136}Xe experiments. In the experiments of the Heidelberg-Moscow [16] and Caltech-Neuchatel-PSI [17] collaborations it was found that

$$T_{1/2}(^{76}\text{Ge}) > 7.4 \times 10^{24} \text{ y} \quad (90\% \text{ CL}) \quad \text{Heidelberg-Moscow} , \quad (1.2)$$

$$T_{1/2}(^{136}\text{Xe}) > 4.2 \times 10^{23} \text{ y} \quad (90\% \text{ CL}) \quad \text{Caltech-Neuchatel-PSI} . \quad (1.3)$$

The standard mechanism of $(\beta\beta)_{0\nu}$ decay is the mechanism of mixing of neutrinos with Majorana masses. In accordance with the hypothesis of neutrino mixing (see Refs. [18–20]), the left-handed flavor neutrino fields $\nu_{\ell L}$ are combination of fields of neutrinos with definite masses:

$$\nu_{\ell L} = \sum_i U_{\ell i} \nu_{iL} \quad (\ell = e, \mu, \tau) , \quad (1.4)$$

where ν_i is the field of neutrinos with mass m_i and U is the unitary mixing matrix. If massive neutrinos are Majorana particles, the fields ν_i satisfy the Majorana condition $\nu_i = \nu_i^c \equiv C \bar{\nu}_i^T$ (C is the charge conjugation matrix), the total lepton number is not conserved and $(\beta\beta)_{0\nu}$ decay is possible. In the framework of neutrino mixing the process (1.1) is a process of the second order in the CC weak interaction hamiltonian

$$\mathcal{H}_I = \frac{G_F}{\sqrt{2}} 2 \sum_{\ell=e,\mu,\tau} \bar{\ell}_L \gamma^\alpha \nu_{\ell L} j_\alpha^{\text{CC}} + \text{h.c.} , \quad (1.5)$$

with a virtual neutrino. In (1.5) G_F is the Fermi constant and j_α^{CC} is the standard hadronic charged current. The matrix element of $(\beta\beta)_{0\nu}$ decay is proportional to the effective Majorana neutrino mass (see, for example, Refs. [18–20])

$$\langle m \rangle = \sum_i U_{ei}^2 m_i. \quad (1.6)$$

The negative results of the experiments searching for $(\beta\beta)_{0\nu}$ decay imply upper bounds for the parameter $|\langle m \rangle|$. The numerical values of the upper bounds depend on the model that is used for the calculation of the nuclear matrix elements. From the results of the ^{76}Ge and ^{136}Xe experiments the following upper bounds were obtained:

$$|\langle m \rangle| < (0.6 - 1.1) \text{ eV} \quad ({}^{76}\text{Ge} [16,21]), \quad (1.7)$$

$$|\langle m \rangle| < (2.3 - 2.7) \text{ eV} \quad ({}^{136}\text{Xe} [17]). \quad (1.8)$$

A significant progress in search of neutrinoless double- β decay is expected in the future. Several collaborations are planning to reach a sensitivity of $0.1 - 0.3 \text{ eV}$ for $|\langle m \rangle|$ [16,22].

Contributions to the matrix element of $(\beta\beta)_{0\nu}$ decay of different non-standard mechanisms for violation of the lepton number (right-handed currents [20,23,24], supersymmetry with violation of R-parity [25,23,26,27], and others [28,29]) have recently been considered in the literature. At present, it is not possible to distinguish different mechanisms. It is obvious that it is important to obtain independent information about the contribution to the matrix element of $(\beta\beta)_{0\nu}$ decay of Majorana neutrino masses and mixing, given by the effective Majorana neutrino mass $|\langle m \rangle|$.

In this paper, we will show that the existing neutrino oscillation data imply rather strong constraints on the effective Majorana mass $|\langle m \rangle|$ under the general assumption of a neutrino mass hierarchy. The first estimates of the parameter $|\langle m \rangle|$ obtained from the data of SBL reactor experiments were given in Ref. [30] and a more detailed analysis, including the results of the Krasnoyarsk [31] and Bugey [32] experiments and the first results of the LSND experiment [10] was presented in Ref. [33]. Since these analyses have been carried out, new results of the LSND experiment have been published [11] and the results of the first LBL reactor experiment CHOOZ appeared [13]. We will use all these data and the results of the Kamiokande [6] and Super-Kamiokande [9] atmospheric neutrino experiments in order to obtain new bounds on the effective Majorana mass $|\langle m \rangle|$. In Sections III and IV we will see that these data imply rather strong constraints on this parameter. In Section V we present some remarks on non-hierarchical neutrino mass spectra.

II. THREE NEUTRINOS WITH A MASS HIERARCHY

The results of the LEP experiments on the measurement of the invisible width of the Z boson imply that only three flavor neutrinos exist in nature (see Ref. [34]). The number of light massive Majorana neutrinos is equal to three in the case of a left-handed Majorana mass term and can be more than three in the general case of a Dirac and Majorana mass term (see, for example, Refs. [18–20]). Let us notice that the result of LEP measurements does not exclude this last possibility. If the number of light massive Majorana neutrinos is

more than three, sterile neutrinos must exist. The sterile fields do not enter in the standard neutral current and their effect is not seen in LEP experiments.

We will consider here the simplest case of three light Majorana neutrinos¹. As is well known, a general characteristic feature of the mass spectra of leptons and quarks is the hierarchy of the masses of the particles of different generations. What about neutrinos? Different possibilities for the mass spectrum of three neutrinos were considered in the literature (see [33,35–37]). We assume that the neutrino masses m_1, m_2, m_3 , as in the case of the masses of quarks and leptons, satisfy the hierarchy²

$$m_1 \ll m_2 \ll m_3. \quad (2.1)$$

Such a spectrum corresponds to the see-saw mechanism for neutrino mass generation [38] which is the only known mechanism that explains naturally the smallness of neutrino masses with respect to the masses of other fundamental fermions. We do not assume, however, any specific (quadratic or linear) see-saw relation between neutrino masses. We will use only the results of neutrino oscillation experiments in the general framework of a hierarchy (2.1) of neutrino masses.

In all solar neutrino experiments (Homestake [1], Kamiokande [2], GALLEX [3], SAGE [4] and Super-Kamiokande [5]) the detected event rates are significantly smaller than the event rates predicted by the existing Standard Solar Models (SSM) [39]. Moreover, a phenomenological analysis of the data of the different solar neutrino experiments, in which the values of the neutrino fluxes predicted by the SSM are not used, strongly suggest that the solar neutrino problem is real [40]. In order to take into account the results of solar neutrino experiments in the framework of a hierarchy of neutrino masses, it is necessary to assume that $\Delta m_{21}^2 \equiv m_2^2 - m_1^2$ is relevant for the suppression of the flux of solar ν_e 's. In this case, the results of the solar neutrino experiments and the predictions of the SSM can be reconciled if

$$\Delta m_{21}^2 \sim (0.3 - 1.2) \times 10^{-5} \text{ eV}^2 \quad \text{or} \quad \Delta m_{21}^2 \sim 10^{-10} \text{ eV}^2, \quad (2.2)$$

in the case of MSW resonant transitions [41] and just-so vacuum oscillations [42], respectively.

Under the assumption of a neutrino mass hierarchy, the effective Majorana mass $|\langle m \rangle|$ is given by [30]

$$|\langle m \rangle| \simeq |U_{e3}|^2 m_3 \simeq |U_{e3}|^2 \sqrt{\Delta m^2}, \quad (2.3)$$

with $\Delta m^2 \equiv m_3^2 - m_1^2$.

¹Some remarks about the case of four neutrinos are presented in Section V.

²Another possible mass spectrum of three neutrino is discussed in Section V.

III. CONSTRAINTS FROM REACTOR NEUTRINO EXPERIMENTS AND THE LSND EXPERIMENT

In order to obtain information on $|U_{e3}|^2$ and the effective Majorana mass $|\langle m \rangle|$ from the results of reactor oscillation experiments, we will follow the method presented in Ref. [33] (see also Ref. [30]).

In the case of a small Δm_{21}^2 and a neutrino mass hierarchy, the probability of the transitions $\nu_\ell \rightarrow \nu_{\ell'}$ of terrestrial neutrinos is given by

$$P_{\nu_\ell \rightarrow \nu_{\ell'}} = \left| \delta_{\ell'\ell} + U_{\ell'3} U_{\ell 3}^* \left(e^{-i \frac{\Delta m^2 L}{2p}} - 1 \right) \right|^2. \quad (3.1)$$

Here L is the distance between the neutrino source and the detector and p is the neutrino momentum. In Eq.(3.1) we used the unitarity of the mixing matrix and we took into account the fact that for the distances and energies of neutrinos in terrestrial experiments $\Delta m_{21}^2 L/2p \ll 1$. For the ν_ℓ ($\bar{\nu}_\ell$) survival probability, from Eq.(3.1) we have (see Ref. [33])

$$P_{\nu_\ell \rightarrow \nu_\ell} = P_{\bar{\nu}_\ell \rightarrow \bar{\nu}_\ell} = 1 - \frac{1}{2} B_{\ell;\ell} \left(1 - \cos \frac{\Delta m^2 L}{2p} \right), \quad (3.2)$$

where the oscillation amplitudes $B_{\ell;\ell}$ are given by

$$B_{\ell;\ell} = 4 |U_{\ell 3}|^2 (1 - |U_{\ell 3}|^2). \quad (3.3)$$

Several SBL oscillation experiments with reactor $\bar{\nu}_e$'s have been performed in the last years (see the review in Ref. [12]). No indications in favor of neutrino oscillations were found in these experiments. In our analysis, we will use the exclusion plot of the Bugey [32] experiment and the recently published results of the first LBL neutrino reactor experiment CHOOZ [13] (the inclusion of the results of the Krasnoyarsk [31] experiment in the analysis does not add any new constraint). These experimental results provide the most stringent limits for the neutrino oscillation parameter $B_{e;e}$.

We will consider the square of the largest neutrino mass $m_3^2 \simeq \Delta m^2$ as a parameter and we will consider values of this parameter in the wide range of sensitivity of SBL and LBL reactor neutrino experiments

$$10^{-3} \text{ eV}^2 \leq \Delta m^2 \leq 10^3 \text{ eV}^2. \quad (3.4)$$

From the 90% CL exclusion plots of reactor neutrino experiments, at any fixed value of Δm^2 in the range (3.4), the amplitude $B_{e;e}$ of $\bar{\nu}_e \rightarrow \bar{\nu}_e$ transitions is bounded by

$$B_{e;e} \leq B_{e;e}^0. \quad (3.5)$$

From Eqs.(3.3) and (3.5), it follows that $|U_{e3}|^2$ must satisfy one of the two inequalities:

$$|U_{e3}|^2 \leq a_e^0, \quad (3.6)$$

or

$$|U_{e3}|^2 \geq 1 - a_e^0, \quad (3.7)$$

where

$$a_e^0 \equiv \frac{1}{2} \left(1 - \sqrt{1 - B_{e;e}^0} \right). \quad (3.8)$$

In Fig.1, we have plotted the values of the parameter a_e^0 obtained from the 90% CL exclusion plots of the Bugey and CHOOZ experiments. Figure 1 shows that a_e^0 is small for Δm^2 in the range (3.4). Thus, the results of the reactor oscillation experiments imply that $|U_{e3}|^2$ can only be small or large (close to one).

The results of the solar neutrino experiments exclude the possibility of a large value of $|U_{e3}|^2$. The argument goes as follows. The averaged probability $P_{\nu_e \rightarrow \nu_e}^{\text{sun}}(E)$ for solar ν_e 's to survive, in the case of a neutrino mass hierarchy with Δm_{21}^2 relevant for the oscillations of solar neutrinos, is given by (see Ref. [43])

$$P_{\nu_e \rightarrow \nu_e}^{\text{sun}}(E) = (1 - |U_{e3}|^2)^2 P_{\nu_e \rightarrow \nu_e}^{(1,2)}(E) + |U_{e3}|^4, \quad (3.9)$$

where $P_{\nu_e \rightarrow \nu_e}^{(1,2)}(E)$ is the ν_e survival probability due to the mixing of ν_1 and ν_2 and E is the neutrino energy. If $|U_{e3}|^2$ satisfies the inequality (3.7), we have $P_{\nu_e \rightarrow \nu_e}^{\text{sun}}(E) \geq (1 - a_e^0)^2 \equiv (P_{\nu_e \rightarrow \nu_e}^{\text{sun}})_{\text{min}}$. In Fig.2 we have plotted the values of $(P_{\nu_e \rightarrow \nu_e}^{\text{sun}})_{\text{min}}$ obtained from the exclusion plots of the Bugey and CHOOZ experiments. It can be seen that $(P_{\nu_e \rightarrow \nu_e}^{\text{sun}})_{\text{min}} \simeq 0.9$ for $\Delta m^2 \gtrsim 2 \times 10^{-3} \text{ eV}^2$. Furthermore, Eq.(3.9) implies that the maximal variation of $P_{\nu_e \rightarrow \nu_e}^{\text{sun}}(E)$ as a function of neutrino energy is given by $(1 - |U_{e3}|^2)^2$. If $|U_{e3}|^2$ satisfies the inequality (3.7), we have $(1 - |U_{e3}|^2)^2 \leq (a_e^0)^2$, which is a very small quantity (from Fig.1 one can see that $(1 - |U_{e3}|^2)^2 \lesssim 9 \times 10^{-2}$ for Δm^2 in the range (3.4) and $(1 - |U_{e3}|^2)^2 \lesssim 4 \times 10^{-3}$ for $\Delta m^2 \gtrsim 2 \times 10^{-3} \text{ eV}^2$). Thus, if $|U_{e3}|^2$ is large, $P_{\nu_e \rightarrow \nu_e}^{\text{sun}}(E)$ is practically constant. The large lower bound for the survival probability $P_{\nu_e \rightarrow \nu_e}^{\text{sun}}$ and its practical independence of the neutrino energy are not compatible with the data of the solar neutrino experiments (see Refs. [44,45]). Therefore, from the results of solar and reactor neutrino experiments we can conclude that $|U_{e3}|^2$ is small and satisfies the inequality (3.6).

The limit (3.6) for $|U_{e3}|^2$ implies the following upper bound for the effective Majorana mass $|\langle m \rangle|$:

$$|\langle m \rangle| \leq a_e^0 \sqrt{\Delta m^2}. \quad (3.10)$$

The upper bounds obtained with Eq.(3.10) from the 90% CL exclusion plots of the Bugey [32] and CHOOZ [13] experiments for $10^{-4} \text{ eV}^2 \leq \Delta m^2 \leq 10^3 \text{ eV}^2$ is presented in Fig.3 (the solid and dashed lines, respectively). The thick solid line in Fig.3 represents the unitarity upper bound $|\langle m \rangle| \leq \sqrt{\Delta m^2}$.

As can be seen from Fig.3, the upper bound for the effective Majorana mass $|\langle m \rangle|$ depends rather strongly on the value of Δm^2 (whose square root is equal to the heaviest mass m_3). From Fig.3 one can see that if Δm^2 is less than 10 eV^2 , the effective Majorana mass $|\langle m \rangle|$ is smaller than 10^{-1} eV . Figure 3 show also that if Δm^2 is less than 2 eV^2 , from exclusion plots of the Bugey and CHOOZ experiments it follows that $|\langle m \rangle| \lesssim 3 \times 10^{-2} \text{ eV}$.

Up to now we have considered only the data of reactor neutrino experiments. Let us now take into account also the results of the LSND experiment [11]. The data of this experiment fix an allowed region of Δm^2 . Combined with the negative results of the Bugey [32] and

BNL E776 [46] experiments, the allowed plot of the LSND experiment imply that Δm^2 lies in the range

$$0.3 \text{ eV}^2 \lesssim \Delta m^2 \lesssim 2.2 \text{ eV}^2. \quad (3.11)$$

The corresponding region of allowed values of $|\langle m \rangle|$ is represented by the shadowed region in Fig.3. One can see that the results of the LSND experiment, together with the negative results of other SBL experiments, imply that the value of $|\langle m \rangle|$ is very small: $|\langle m \rangle| \lesssim 3 \times 10^{-2} \text{ eV}$.

Thus, we conclude that if massive neutrinos are Majorana particles and if there is a hierarchy of neutrino masses, the existing data of reactor neutrino experiments imply a strong constraint on the parameter $|\langle m \rangle|$: $|\langle m \rangle| \lesssim 10^{-1} \text{ eV}$ for $\Delta m^2 \lesssim 10 \text{ eV}^2$. Let us stress that the value $|\langle m \rangle| \sim 10^{-1} \text{ eV}$ corresponds to the sensitivity of the next generation of $(\beta\beta)_{0\nu}$ decay experiments [16,22].

If the results of the LSND experiment are confirmed by future experiments, the upper bound for the parameter $|\langle m \rangle|$ is about $3 \times 10^{-2} \text{ eV}$. Such small values of $|\langle m \rangle|$ can be explored only by $(\beta\beta)_{0\nu}$ decay experiments of future generations (see Ref. [47]).

IV. CONSTRAINTS FROM ATMOSPHERIC NEUTRINO EXPERIMENTS

In the previous Section we have obtained constraints on the Majorana parameter $|\langle m \rangle|$ from the results of reactor experiments and of the LSND experiment. In this Section we present the allowed region for the parameter $|\langle m \rangle|$ obtained from the data of atmospheric neutrino experiments in the scheme with mixing of three Majorana neutrinos and a neutrino mass hierarchy. The ratio of muon and electron atmospheric neutrino events has been found to be significantly smaller than the expected one in the Kamiokande [6], IMB [7] and Soudan [8] experiments. For the double ratio $R = (\mu/e)_{\text{data}}/(\mu/e)_{\text{MC}}$ ($(\mu/e)_{\text{MC}}$ is the Monte-Carlo calculated ratio of muon and electron events under the assumption that neutrinos do not oscillate), in the regions of neutrino energies less than 1.3 GeV (sub-GeV) and more than 1.3 GeV (multi-GeV) the Kamiokande collaboration found

$$R_{\text{Kamiokande}}^{\text{sub-GeV}} = 0.60_{-0.05}^{+0.06} \pm 0.05, \quad R_{\text{Kamiokande}}^{\text{multi-GeV}} = 0.57_{-0.07}^{+0.08} \pm 0.07. \quad (4.1)$$

The IMB [7] and Soudan [8] collaborations found

$$R_{\text{IMB}} = 0.54 \pm 0.05 \pm 0.12, \quad R_{\text{Soudan}} = 0.75 \pm 0.16 \pm 0.10. \quad (4.2)$$

On the other hand, the values of the double ratio found in the Frejus [48] and NUSEX [49] experiments,

$$R_{\text{Frejus}} = 0.99 \pm 0.13 \pm 0.08, \quad R_{\text{NUSEX}} = 1.04 \pm 0.25, \quad (4.3)$$

are compatible with unity (but cannot exclude the atmospheric neutrino anomaly because of large errors).

The existence of the atmospheric neutrino anomaly was recently confirmed by the results of the high statistics Super-Kamiokande experiment [9]:

$$R_{\text{Super-K}}^{\text{sub-GeV}} = 0.635_{-0.033}^{+0.034} \pm 0.010 \pm 0.052, \quad R_{\text{Super-K}}^{\text{multi-GeV}} = 0.604_{-0.058}^{+0.065} \pm 0.018 \pm 0.065. \quad (4.4)$$

Here the three errors are, respectively, the statistical errors of the data, the statistical error of the Monte Carlo and the systematic error.

The results of atmospheric neutrino experiments can be explained by neutrino oscillations. The recent results of the CHOOZ experiment [13] exclude the possibility of $\nu_\mu \leftrightarrow \nu_e$ oscillations. In the framework of two flavor $\nu_\mu \rightarrow \nu_\tau$ oscillations, the following 90% CL allowed ranges for the oscillation parameters were found by the analysis of the Kamiokande data [6]:

$$5 \times 10^{-3} \text{ eV}^2 \lesssim \Delta m^2 \lesssim 3 \times 10^{-2} \text{ eV}^2, \quad 0.7 \lesssim \sin^2 2\vartheta \lesssim 1. \quad (4.5)$$

The preliminary analysis of the Super-Kamiokande data [9] indicate the following 90% CL allowed ranges for the oscillation parameters:

$$3 \times 10^{-4} \text{ eV}^2 \lesssim \Delta m^2 \lesssim 6 \times 10^{-3} \text{ eV}^2, \quad 0.8 \lesssim \sin^2 2\vartheta \lesssim 1. \quad (4.6)$$

The values of Δm^2 allowed by the Super-Kamiokande data are significantly smaller than those allowed by the Kamiokande data. However, the two allowed ranges of Δm^2 overlap at $\Delta m^2 \simeq 5 \times 10^{-3} \text{ eV}^2$, indicating that the two experimental results are compatible.

In Section III we obtained restrictions on the parameter $|\langle m \rangle|$ from the exclusion plots of reactor experiments and from the allowed plot of the LSND experiment. Here we present the allowed region of the Majorana parameter $|\langle m \rangle|$ obtained from the results of a χ^2 analysis of the Kamiokande atmospheric neutrino data in the model with mixing of three neutrinos and a neutrino mass hierarchy [50]. In this case, the oscillation probabilities of atmospheric neutrinos depend on three parameters: Δm^2 , $|U_{e3}|^2$ and $|U_{\mu 3}|^2$ ($|U_{\tau 3}|^2 = 1 - |U_{\mu 3}|^2 - |U_{e3}|^2$). The matter effect for the atmospheric neutrinos reaching the Kamiokande detector from below has been taken into account. The presence of matter is important because it modifies the phases of neutrino oscillations [51] and its effect is to enlarge the allowed region towards low values of Δm^2 (see Ref. [50]). The best fit of the Kamiokande data is obtained for $\Delta m^2 = 2.5 \times 10^{-2} \text{ eV}^2$, $|U_{e3}|^2 = 0.26$ and $|U_{\mu 3}|^2 = 0.49$, with $\chi^2 = 6.9$ for 9 degrees of freedom, corresponding to a CL of 65%.

The range *allowed* at 90% CL in the $|\langle m \rangle|$ - Δm^2 plane is shown in Fig.4 as the vertically shadowed region. The solid and dashed lines in Fig.4 represent the upper bounds obtained with Eq.(3.10) from the 90% CL exclusion plots of the Bugey [32] and CHOOZ [13] experiments, respectively. The thick solid line represents the unitarity upper bound $|\langle m \rangle| \leq \sqrt{\Delta m^2}$. From Fig.4 it can be seen that the results of the Kamiokande experiment, together with the exclusion plots of the Bugey and CHOOZ experiments, imply that

$$|\langle m \rangle| \lesssim 8 \times 10^{-3} \text{ eV}. \quad (4.7)$$

The horizontally shadowed region in Fig.4 indicates the range (4.6) of Δm^2 allowed at 90% CL by the preliminary analysis of the data of the Super-Kamiokande experiment [9]. This range covers values of Δm^2 smaller by an order of magnitude with respect to the range of Δm^2 allowed by the Kamiokande data. However, the two allowed ranges have an overlap around $\Delta m^2 \simeq 5 \times 10^{-3} \text{ eV}^2$. If this is the value of Δm^2 , the exclusion curve of the CHOOZ experiment puts a very strong constraint on $|\langle m \rangle|$:

$$|\langle m \rangle| \lesssim 3 \times 10^{-3} \text{ eV} . \quad (4.8)$$

Thus we can conclude that in all possible scenarios with mixing of three massive Majorana neutrinos and a neutrino mass hierarchy, the existing neutrino oscillation data imply that the effective Majorana mass, which characterizes the matrix element of $(\beta\beta)_{0\nu}$ decays, is very small.

V. NON-HIERARCHICAL NEUTRINO MASS SPECTRA

In this Section we consider the following two possibilities:

I. *“Inverted” mass hierarchy of three neutrinos.* In the previous Sections we have assumed that there are three Majorana neutrinos with a hierarchy of masses and that Δm_{21}^2 is relevant for the suppression of the flux of solar ν_e 's. Another possibility to explain the solar neutrino data in the framework of three neutrino mixing is to assume that the neutrino mass spectrum has the form [36,37]

$$m_1 \ll m_2 \simeq m_3 , \quad (5.1)$$

and Δm_{32}^2 is relevant for the suppression of the flux of solar ν_e 's. In this case, SBL neutrino oscillations are described by the expressions (3.2) and (3.3), with the change $U_{e3} \rightarrow U_{e1}$. From the exclusion plots of reactor experiments it follows that

$$|U_{e1}|^2 \leq a_e^0 , \quad (5.2)$$

with a_e^0 given by Eq.(3.8). The value of a_e^0 depends on $\Delta m^2 \equiv m_3^2 - m_1^2 \simeq m_3^2$. From Fig.1 one can see that a_e^0 is small for Δm^2 in the range (3.4). In this case, the effective Majorana mass is given by

$$|\langle m \rangle| \simeq |U_{e2}^2 + U_{e3}^2| \sqrt{\Delta m^2} . \quad (5.3)$$

If CP is conserved in the lepton sector and the relative CP parity of ν_2 and ν_3 is equal to unity, $|\langle m \rangle|$ is (practically) equal to $\sqrt{\Delta m^2}$ [30,37]. In general, we have

$$|\langle m \rangle| \leq \sqrt{\Delta m^2} . \quad (5.4)$$

Thus, in the case of the neutrino mass spectrum (5.1), the upper bound for the effective Majorana mass can be in the eV region. If the spectrum (5.1) is realized in nature, from the inequality (5.2) it follows also that neutrino mass $m(^3\text{H})$ measured in ^3H -decay experiments is practically equal to the heaviest mass [37]:

$$m(^3\text{H}) \simeq \sqrt{\Delta m^2} . \quad (5.5)$$

Let us notice that in the case of a hierarchy of three neutrino masses the contribution of the term that depends on $m_3 \simeq \sqrt{\Delta m^2}$ to the β -spectrum of ^3H is suppressed by the factor $|U_{e3}|^2 \leq a_e^0$. Therefore, the observation of the effect of a neutrino mass in the experiments measuring the high-energy part of the β -spectrum of ^3H [52,53] would be an indication in favor of the neutrino spectrum (5.1) with an “inverted” mass hierarchy.

II. *Four massive neutrinos.* All the existing indications in favor of neutrino mixing (solar neutrinos, atmospheric neutrinos, LSND) cannot be described by any scheme with three massive neutrinos [54–57]. If we take all data seriously, we need to consider schemes of mixing with (at least) four massive neutrinos [58], that include not only ν_e , ν_μ and ν_τ , but also (at least) one sterile neutrino. In [54,55] it was shown that among all the possible mass spectra of four neutrinos only two can accommodate all the existing data:

$$(A) \quad \underbrace{m_1 < m_2}_{\text{atm}} \ll \underbrace{m_3 < m_4}_{\text{sun}}, \quad (B) \quad \underbrace{m_1 < m_2}_{\text{sun}} \ll \underbrace{m_3 < m_4}_{\text{atm}}. \quad (5.6)$$

In the case of scheme A, Δm_{21}^2 is relevant for the atmospheric neutrino anomaly and Δm_{43}^2 for the suppression of solar ν_e 's, whereas in the scheme B the roles of Δm_{21}^2 and Δm_{43}^2 are reversed. In both schemes two groups of close masses are separated by the "LSND gap" of the order of 1 eV. In the scheme B, the upper bound for the effective Majorana mass is given by

$$|\langle m \rangle| \leq a_e^0 \sqrt{\Delta m^2}, \quad (5.7)$$

with $\Delta m^2 \equiv m_4^2 - m_1^2 \simeq m_4^2$. Hence, in the scheme B the effective Majorana mass $|\langle m \rangle|$ must satisfy the constraints discussed in Section III and presented in Fig.3. This means that in the scheme B the contribution of Majorana neutrino masses to the amplitude of $(\beta\beta)_{0\nu}$ -decay is strongly suppressed. In the scheme A, the effective Majorana mass is bounded by

$$|\langle m \rangle| \leq \sum_{i=3,4} |U_{ei}|^2 \sqrt{\Delta m^2} \leq \sqrt{\Delta m^2}. \quad (5.8)$$

Hence, no a priori suppression of the Majorana mass contribution to $(\beta\beta)_{0\nu}$ -decay is expected in the scheme A.

Also the values of the effective neutrino mass $m(^3\text{H})$ measured in the experiments that investigate the high-energy part of the β -spectrum of ^3H [52,53] are different in the schemes A and B. In the scheme A we have $m(^3\text{H}) \simeq m_4 \simeq \sqrt{\Delta m^2}$, whereas in the scheme B the contribution of the term that depends on the heavy masses $m_3 \simeq m_4$ to the β -spectrum of ^3H is suppressed by the factor $\sum_{i=3,4} |U_{ei}|^2 \leq a_e^0$.

VI. CONCLUSIONS

We have obtained various constraints on the parameter $|\langle m \rangle|$ (that characterizes the contribution of Majorana neutrino masses to the matrix element of neutrinoless double-beta decay) from the results of neutrino oscillation experiments. We have shown that in the scheme with mixing of three Majorana neutrinos and a mass hierarchy (which corresponds to the see-saw mechanism for the generation of neutrino masses) the results of neutrino oscillation experiments put rather severe restrictions on the value of $|\langle m \rangle|$. The numerical value of the upper bound for $|\langle m \rangle|$ depends rather strongly on the value of the parameter $\Delta m^2 \equiv m_3^2 - m_1^2$. If we take into account only the results of SBL reactor experiments and the results of solar neutrino experiments, we can conclude that $|\langle m \rangle| \lesssim 10^{-1} \text{ eV}$ for

$\Delta m^2 \lesssim 10 \text{ eV}^2$. From the new results of the first LBL experiment CHOOZ and from the exclusion curve of the Bugey experiment it follows that for $\Delta m^2 \lesssim 2 \text{ eV}^2$ the parameter $|\langle m \rangle|$ is less than $3 \times 10^{-2} \text{ eV}$. If we take into account the results of the LSND experiment, we come to the conclusion that $|\langle m \rangle| \lesssim 3 \times 10^{-2} \text{ eV}$.

We have also calculated the region of the parameter $|\langle m \rangle|$ allowed by the data of the Kamiokande atmospheric neutrino experiment, using the recent three-neutrino χ^2 analysis presented in Ref. [50]. Taking into account this allowed range of $|\langle m \rangle|$ and the constraints obtained from the results of the Bugey and CHOOZ experiments, we conclude that very small values of $|\langle m \rangle|$ are allowed: $|\langle m \rangle| \lesssim 8 \times 10^{-3} \text{ eV}$. Taking into account also the results of the preliminary analysis of Super-Kamiokande data, an even stronger constraint can be placed: $|\langle m \rangle| \lesssim 3 \times 10^{-3} \text{ eV}$.

The constraints on the value of the effective Majorana mass $|\langle m \rangle|$ that follow from the results of neutrino oscillation experiments must be taken into account in the interpretation of the data of $(\beta\beta)_{0\nu}$ -decay experiments. The observation of neutrinoless double-beta decay with a probability that corresponds to $|\langle m \rangle| \gtrsim 10^{-1} \text{ eV}$ (which is the sensitivity of future $(\beta\beta)_{0\nu}$ -decay experiments) would imply that the spectrum of three neutrinos does not follow a hierarchical pattern and the neutrino masses are not of see-saw origin, or that there are more than three massive neutrinos. This observation could also imply that non-standard mechanisms for the violation of lepton number, such as right-handed currents (see Refs. [20,23,24]), supersymmetry with violation of R-parity [25,23,26,27], and others [28,29], are responsible for neutrinoless double-beta decay.

Thus, the observation of $(\beta\beta)_{0\nu}$ -decay could allow us to obtain information not only about the nature of massive neutrinos (Dirac or Majorana?), but also about the pattern of the mass spectrum of neutrinos and/or about non-standard mechanisms of violation of the lepton number.

ACKNOWLEDGMENTS

S.M.B. would like to acknowledge supports from the Dyson Visiting Professor Funds at the Institute for Advanced Study.

REFERENCES

- [1] B.T. Cleveland et al., Nucl. Phys. B (Proc. Suppl.) **38**, 47 (1995).
- [2] K.S. Hirata et al., Phys. Rev. D **44**, 2241 (1991).
- [3] GALLEX Coll., Phys. Lett. B **388**, 384 (1996).
- [4] J.N. Abdurashitov et al., Phys. Rev. Lett. **77**, 4708 (1996).
- [5] K. Inoue, Talk presented at *TAUP97*, September 7-11, 1997, Laboratori Nazionali del Gran Sasso, Assergi (Italy).
- [6] Y. Fukuda et al., Phys. Lett. B **335**, 237 (1994).
- [7] R. Becker-Szendy et al., Nucl. Phys. B (Proc. Suppl.) **38**, 331 (1995).
- [8] W.W.M. Allison et al., Phys. Lett. B **391**, 491 (1997).
- [9] K. Martens, Talk presented at the *International Europhysics Conference on High Energy Physics*, 19-26 August 1997, Jerusalem, Israel (<http://www.cern.ch/hep97/abstract/-tpa10.htm>).
- [10] C. Athanassopoulos et al., Phys. Rev. Lett. **75**, 2650 (1995).
- [11] C. Athanassopoulos et al., Phys. Rev. Lett. **77**, 3082 (1996).
- [12] F. Boehm, Nucl. Phys. B (Proc. Suppl.) **48**, 148 (1996); F. Vannucci, *ibid.*, 154 (1996).
- [13] M. Apollonio *et al.*, preprint hep-ex/9711002.
- [14] S.M. Bilenky, J. Hosek and S.T. Petcov, Phys. Lett. B **94**, 495 (1980); M. Doi et al., *ibid.* **102**, 323 (1981).
- [15] M. Moe and P. Vogel, Annu. Rev. Nucl. Part. Sci. **44**, 247 (1994).
- [16] M. Günther et al., Phys. Rev. D **55**, 54 (1997).
- [17] J. Busto, Nucl. Phys. B (Proc. Suppl.) **48**, 251 (1996).
- [18] S.M. Bilenky and S.T. Petcov, Rev. Mod. Phys. **59**, 671 (1987).
- [19] C.W. Kim and A. Pevsner, *Neutrinos in Physics and Astrophysics*, Contemporary Concepts in Physics, Vol. 8, (Harwood Academic Press, Chur, Switzerland, 1993).
- [20] R.N. Mohapatra and P.B. Pal, *Massive Neutrinos in Physics and Astrophysics*, World Scientific Lecture Notes in Physics, Vol.41 (World Scientific, Singapore, 1991).
- [21] G. Pantis, F. Simkovic, J.D. Vergados and A. Faessler, Phys. Rev. C **53**, 695 (1996); F. Simkovic, J. Schwieger, G. Pantis and A. Faessler, Found. Phys. **27**, 1275 (1997).
- [22] NEMO Collaboration, Nucl. Phys. B (Proc. Suppl.) **48**, 226 (1996); F.A. Danevich et al., *ibid.*, 232 (1996); A. Alessandrello et al., *ibid.*, 238 (1996).
- [23] R.N. Mohapatra, preprint hep-ph/9507234.
- [24] M. Hirsch, H.V. Klapdor-Kleingrothaus and O. Panella, Phys. Lett. B **374**, 7 (1996).
- [25] K.S. Babu, R.N. Mohapatra, Phys. Rev. Lett. **75**, 2276 (1995).
- [26] M. Hirsch, H.V. Klapdor-Kleingrothaus and S.G. Kovalenko, Phys. Rev. Lett. **75**, 17 (1995); Phys. Lett. B **352**, 1 (1995); *ibid* **372**, 181 (1996); Phys. Rev. D **53**, 1329 (1996); *ibid* **54**, R4207 (1996).
- [27] A. Faessler, S. Kovalenko, F. Simkovic, J. Schwieger, Phys. Rev. Lett. **78**, 183 (1997).
- [28] M. Hirsch, H.V. Klapdor-Kleingrothaus and S.G. Kovalenko, Phys. Rev. D **54**, R4207 (1996); preprint hep-ph/9707207.
- [29] O. Panella, C. Carimalo, Y.N. Srivastava, A. Widom, Phys. Rev. D **56**, 5766 (1997).
- [30] S.T. Petcov and A.Yu. Smirnov, Phys. Lett. B **322**, 109 (1994).
- [31] G.S. Vidyakin et al., JETP Lett. **59**, 390 (1994).
- [32] B. Achkar et al., Nucl. Phys. B **434**, 503 (1995).

- [33] S.M. Bilenky, A. Bottino, C. Giunti and C.W. Kim, Phys. Lett. B **356**, 273 (1995); Phys. Rev. D **54**, 1881 (1996).
- [34] Review of Particle Properties, Phys. Rev. D **54**, 1 (1996).
- [35] H. Minakata, Phys. Rev. D **52**, 6630 (1995); K.S. Babu, J.C. Pati and F. Wilczek, Phys. Lett. B **359**, 351 (1995); G.L. Fogli, E. Lisi and G. Scioscia, Phys. Rev. D **52**, 5334 (1995).
- [36] D.O. Caldwell and R.N. Mohapatra, Phys. Lett. B **354**, 371 (1995); G. Raffelt and J. Silk, *ibid.* **366**, 429 (1996).
- [37] S.M. Bilenky, C. Giunti, C.W. Kim and S.T. Petcov, Phys. Rev. D **54**, 4432 (1996).
- [38] M. Gell-Mann, P. Ramond, and R. Slansky, in *Supergravity*, North Holland, Amsterdam, 1979, p.315; T. Yanagida, *Proc. of the Workshop on Unified Theory and the Baryon Number of the Universe*, KEK, Japan, 1979; S. Weinberg, Phys. Rev. Lett. **43**, 1566 (1979).
- [39] J.N. Bahcall and M.H. Pinsonneault, Rev. Mod. Phys. **67**, 781 (1995); S. Turck-Chièze et al., Phys. Rep. **230**, 57 (1993); V. Castellani et al., Phys. Rep. **281**, 309 (1997).
- [40] V. Castellani et al., Astron. Astrophys. **271**, 601 (1993); S.A. Bludman et al., Phys. Rev. D **49**, 3622 (1994); V. Berezhinsky, Comm. Nucl. Part. Phys. **21**, 249 (1994); J.N. Bahcall, Phys. Lett. B **338**, 276 (1994).
- [41] GALLEX Coll., Phys. Lett. B **285**, 390 (1992); P.I. Krastev and S.T. Petcov, *ibid.* **299**, 99 (1993); N. Hata and P.G. Langacker, Phys. Rev. D **50**, 632 (1994); G. Fiorentini et al., *ibid.* **49**, 6298 (1994).
- [42] V. Barger, R.J.N. Phillips, and K. Whisnant, Phys. Rev. Lett. **69**, 3135 (1992); P.I. Krastev and S.T. Petcov, *ibid.* **72**, 1960 (1994).
- [43] X. Shi and D.N. Schramm, Phys. Lett. B **283**, 305 (1992).
- [44] P.I. Krastev and S.T. Petcov, Phys. Lett. B **395**, 69 (1997).
- [45] G. Conforto, A. Marchionni, F. Martelli and F. Vetrano, preprint hep-ph/9708301.
- [46] L. Borodovsky et al., Phys. Rev. Lett. **68**, 274 (1992).
- [47] H.V. Klapdor-Kleingrothaus, Talk presented at the *Erice School on Nuclear Physics*, 19th course "Neutrinos in Astro, Particle and Nuclear Physics", 16–24 September 1997.
- [48] K. Daum et al., Z. Phys. C. **66**, 417 (1995).
- [49] M. Aglietta et al., Europhys. Lett. **15**, 559 (1991).
- [50] C. Giunti, C.W. Kim and M. Monteno, preprint hep-ph/9709439.
- [51] J. Pantaleone, Phys. Rev. D **49**, R2152 (1994).
- [52] A.I. Belesev et al., Phys. Lett. B **350**, 263 (1995).
- [53] C. Weinheimer et al., Phys. Lett. B **300**, 210 (1993).
- [54] S.M. Bilenky, C. Giunti and W. Grimus, preprint hep-ph/9607372, to appear in Z. Phys. C.
- [55] N. Okada and O. Yasuda, Mod. Phys. Lett. A **12**, 3669 (1997).
- [56] G.L. Fogli, E. Lisi, D. Montanino and G. Scioscia, Phys. Rev. D **56**, 4365 (1997).
- [57] S.M. Bilenky, C. Giunti and W. Grimus, preprint hep-ph/9711311.
- [58] J.T. Peltoniemi and J.W.F. Valle, Nucl. Phys. B **406**, 409 (1993); D.O. Caldwell and R.N. Mohapatra, Phys. Rev. D **48**, 3259 (1993); Z. Berezhiani and R.N. Mohapatra, *ibid.* **52**, 6607 (1995); J.R. Primack et al., Phys. Rev. Lett. **74**, 2160 (1995); E. Ma and P. Roy, Phys. Rev. D **52**, R4780 (1995); R. Foot and R.R. Volkas, *ibid.* **52**, 6595 (1995); E.J. Chun et al., Phys. Lett. B **357**, 608 (1995); J.J. Gomez-Cadenas and M.C.

Gonzalez-Garcia, Z. Phys. C **71**, 443 (1996); S. Goswami, Phys. Rev. D **55**, 2931 (1997); A.Yu. Smirnov and M. Tanimoto, *ibid* **55**, 1665 (1997); E. Ma, Mod. Phys. Lett. A **11**, 1893 (1996).

FIGURES

FIG. 1. The Δm^2 versus a_e^0 plot obtained from the 90% CL exclusion plots of the Bugey [32] and CHOOZ [13] reactor neutrino oscillation experiments (see Eq.(3.8)).

FIG. 2. The lower bound $(P_{\nu_e \rightarrow \nu_e}^{\text{sun}})_{\text{min}}$ for the probability of solar ν_e 's to survive in the case of a large value of the parameter $|U_{e3}|^2$ ($\geq 1 - a_e^0$). The values of a_e^0 are obtained from the 90% CL exclusion plots of the Bugey [32] and CHOOZ [13] reactor neutrino oscillation experiments.

FIG. 3. Upper bounds for the effective Majorana mass $|\langle m \rangle|$ obtained from the 90% CL exclusion plots of the Bugey (solid line) and CHOOZ (dashed line) neutrino reactor experiments. The shadowed region corresponds to the range of Δm^2 allowed at 90% CL by the results of the LSND experiment, taking into account the results of all the other SBL experiments. The thick solid line represents the unitarity upper bound $|\langle m \rangle| \leq \sqrt{\Delta m^2}$.

FIG. 4. Upper bounds for the effective Majorana mass $|\langle m \rangle|$ obtained from the 90% CL exclusion plots of the Bugey (solid line) and CHOOZ (dashed line) neutrino reactor experiments. The vertically shadowed region is allowed at 90% CL by the data of the Kamiokande atmospheric neutrino experiment. The horizontally shadowed region corresponds to the range of Δm^2 allowed at 90% CL by the preliminary analysis of the data of the Super-Kamiokande experiment. The thick solid line represents the unitarity upper bound $|\langle m \rangle| \leq \sqrt{\Delta m^2}$.

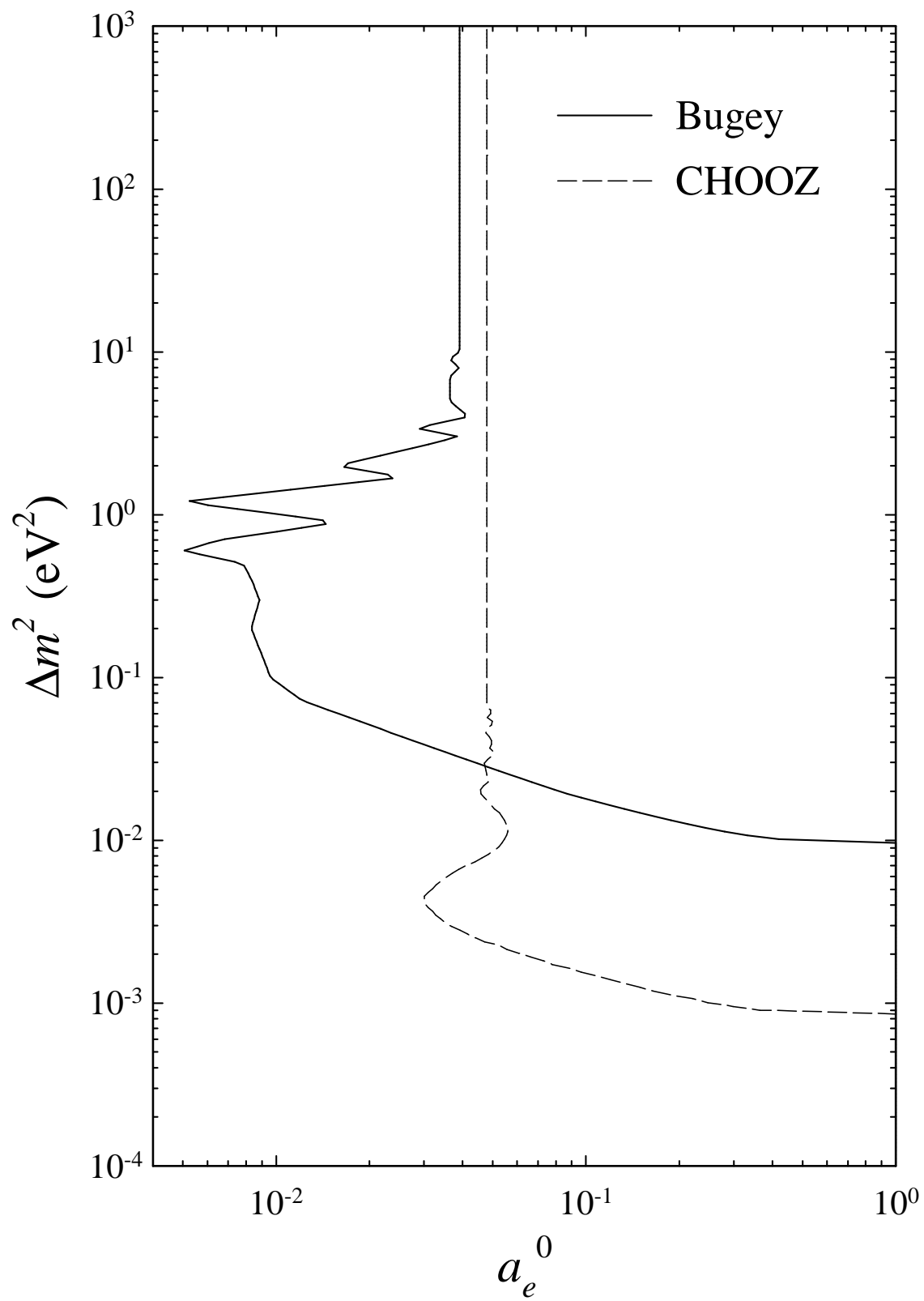


Figure 1

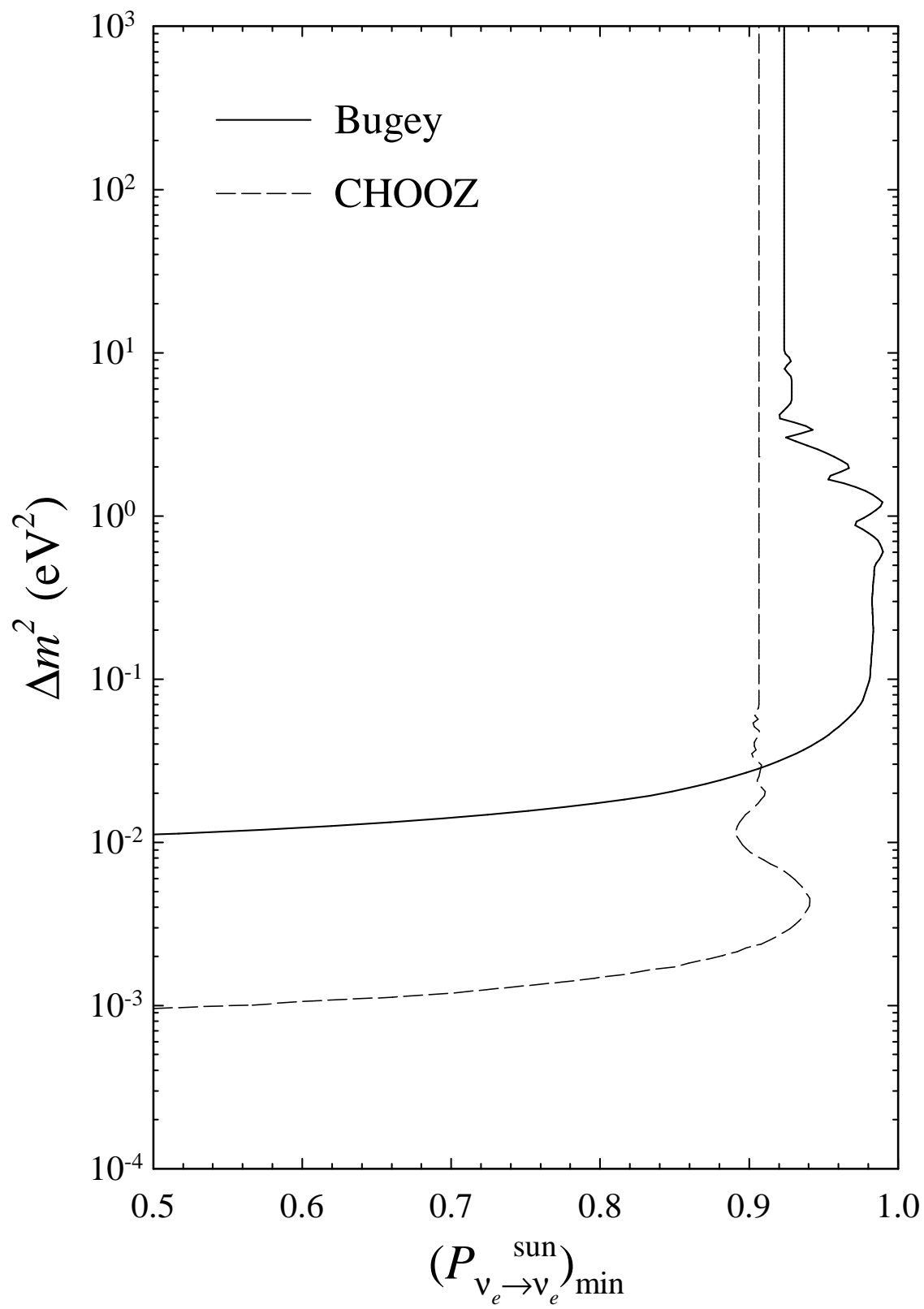


Figure 2

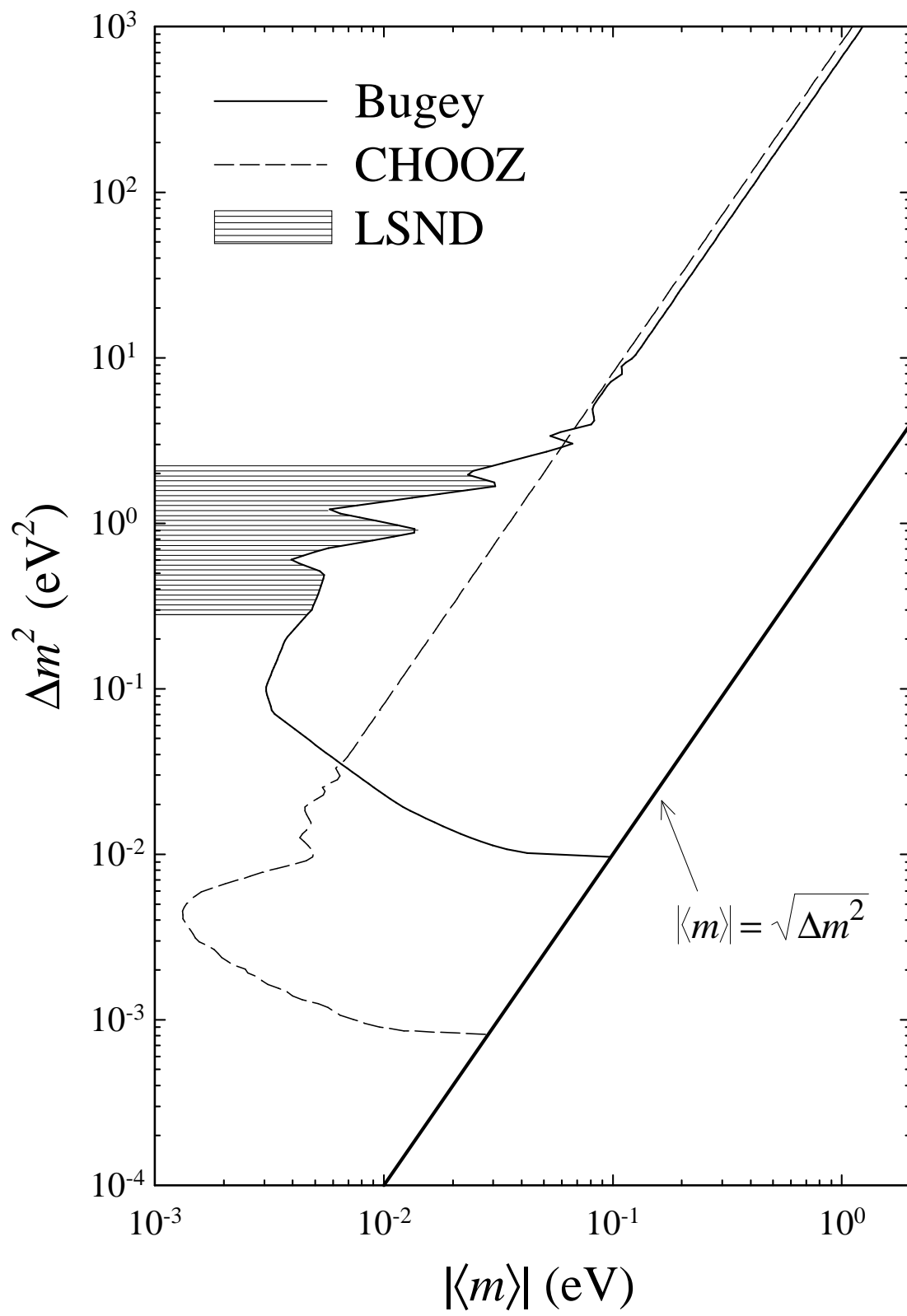


Figure 3

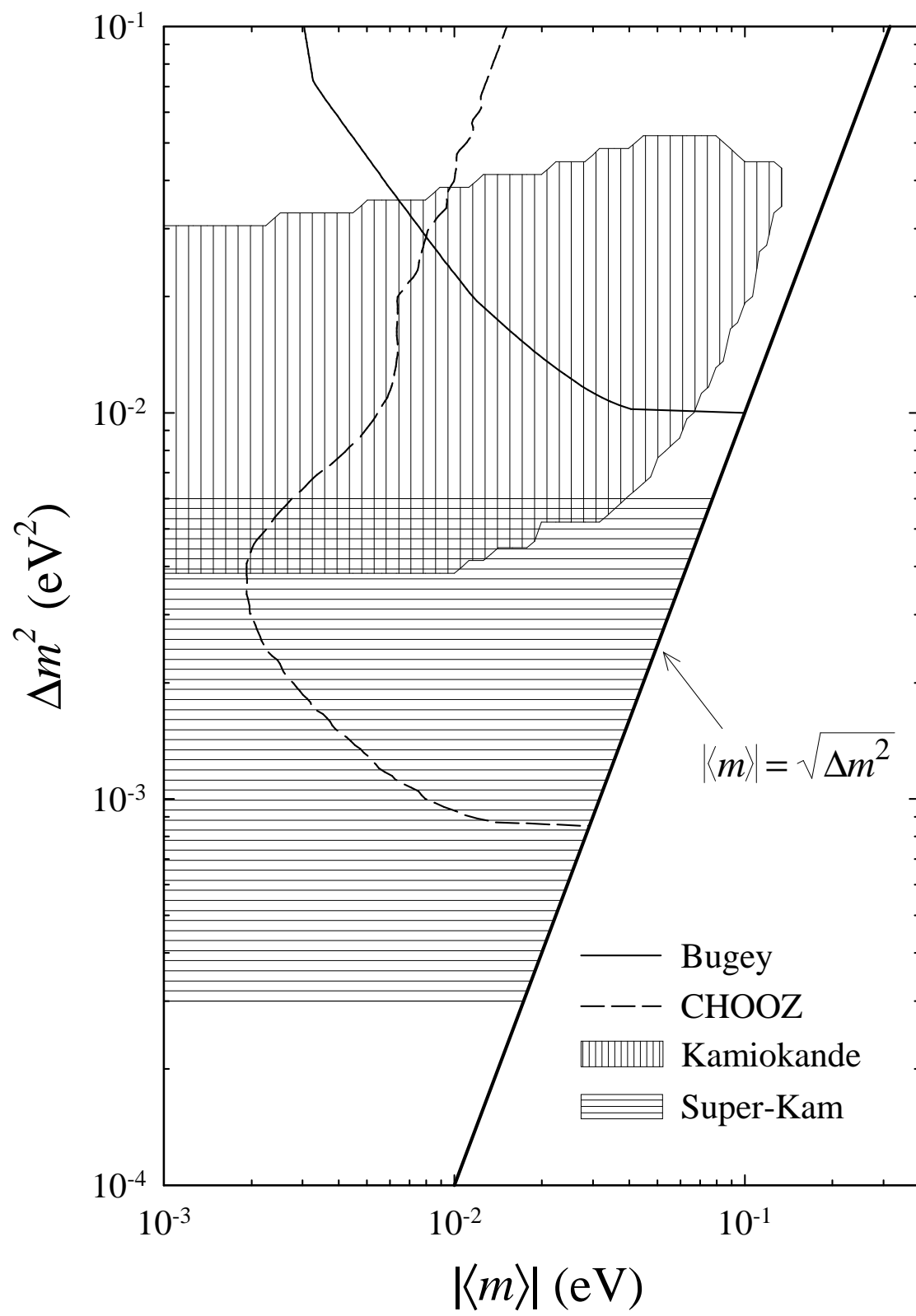


Figure 4