

## Solar Neutrinos and Grand Unification

K.S. Babu<sup>1)</sup>, Q.Y. Liu<sup>2)</sup>, A.Yu. Smirnov<sup>1,3)</sup>

1) *Institute for Advanced Study, School of Natural Sciences, Princeton, NJ 08540, USA*

2) *Scuola Internazionale Superiore di Studi Avanzati, I-34013 Trieste, Italy*

3) *International Centre for Theoretical Physics, I-34100 Trieste, Italy*

### Abstract

We explore possible resolutions of the solar neutrino problem in the context of Grand Unified Theories. It is known that GUTs which break directly to the Standard Model can give rise to a pattern of neutrino masses with  $(\Delta m^2)_{13} \sim (10^{-6} - 10^{-5}) \text{ eV}^2$  which is in the right range for the MSW solution via  $(\nu_e - \nu_\tau)$  conversion. We show that the  $(\nu_e - \nu_\mu)$  mass splitting in such schemes can naturally be in the range  $(\Delta m^2)_{12} \sim (10^{-11} - 10^{-9}) \text{ eV}^2$ . Moreover, the  $(\nu_e - \nu_\mu)$ -mixing can be sufficiently large ( $\sin^2 2\theta_{e\mu} > 0.2$ ) so that an interplay of the matter resonance conversion and vacuum oscillations of solar neutrinos occurs. New ranges of neutrino parameters which provide fits to the solar neutrino data are found. This hybrid (MSW+vacuum oscillations) scenario leads to peculiar distortions of energy spectrum of the boron neutrinos which should be observable at the SuperKamiokande and SNO experiments.

## 1. Introduction

A resolution of the solar neutrino problem in terms of resonance flavor conversion [1,2] would imply that one of the neutrinos has a mass in the interval

$$m = (2 - 3) \cdot 10^{-3} \text{ eV} \quad (1)$$

(barring any degeneracy in the spectrum). Such a small mass can be generated by the see-saw mechanism [3,4]:

$$m = -\frac{m_D^2}{M_R}, \quad (2)$$

where  $m_D$  is the Dirac mass,  $m_D = h_\nu^D v_u$ ,  $h_\nu^D$  is the neutrino Yukawa coupling,  $v_u$  is the VEV of the Higgs doublet  $H_u$ , and  $M_R$  is the Majorana mass of the right handed neutrino component. Assuming an approximate quark-lepton symmetry as occurs in Grand Unified theories such as  $SO(10)$ , we can relate  $m_D$  with the mass of the upper quark from the same fermion generation:

$$m_D \approx m_{up}. \quad (3)$$

The values of masses, Eqs. (1),(3), determine via the see-saw formula the mass  $M_R$ . There are two possibilities:

(i) Solar neutrinos undergo  $\nu_e \rightarrow \nu_\mu$  conversion. Then using  $m_D \approx m_c$ , where  $m_c$  is the charm quark mass, we get  $M_R \sim 10^{10} - 10^{11}$  GeV in the intermediate mass scale. The phenomenology of such a scenario has been widely discussed in the literature [5].

(ii) If  $\nu_e \rightarrow \nu_\tau$  conversion takes place inside the Sun, then we take  $m_D \approx m_t$ , where  $m_t$  is the top quark mass. In this case the see-saw formula leads to  $M_R \sim 10^{16}$  GeV [6] which coincides with the Grand Unification (GUT) scale  $M_{GUT}$ . Thus  $\nu_e \rightarrow \nu_\tau$  conversion of the solar neutrinos can be considered as an indication of Grand Unified theories. In what follows we will refer to this scenario as the Grand Unification scenario.

In pure  $2\nu$ -case it is impossible to distinguish  $\nu_e \rightarrow \nu_\mu$  and  $\nu_e \rightarrow \nu_\tau$  transitions using only  $\nu_\odot$ -data. Both  $\nu_\mu$  and  $\nu_\tau$  are detected by neutral current interactions which are the

same (up to higher order corrections) for both neutrinos. The situation can be different if we take into account mixing of all three neutrinos. Of course, a discovery of  $\nu$ -oscillations by CHORUS/NOMAD [7] or new experiment like E803 (COSMOS) [8] would imply  $m_3 \sim O(1 \text{ eV})$ , favouring of the intermediate scale physics.

In this paper we reconsider possible signatures of the Grand Unification scenario. We define the scale  $M_R$  implied by the  $\nu_e \rightarrow \nu_\tau$  solution of  $\nu_\odot$ -problem and discuss its possible relation to  $M_{GU}$  (see sect. 2). We show that in rather plausible scenarios  $\nu_e \rightarrow \nu_\tau$  conversion will be accompanied by appreciable  $\nu_e \rightarrow \nu_\mu$  vacuum oscillations [9] of solar neutrinos (sect. 3). The interplay of both transitions leads to profound new effects which can be considered as signatures of the scenario (sect. 4-5). We then consider possible manifestations of the hybrid (MSW + vacuum oscillations) scenario in SuperKamiokande and SNO experiments (sect. 6).

## 2. $\nu_e - \nu_\tau$ conversion and Grand Unification

Let us focus on the mass of the third neutrino. Using the see-saw formula (2), we can determine  $M_R \sim M_{GU}$  from the solar neutrino data (1) and the assumption that the Yukawa coupling relation

$$h_\nu^D(M_{GU}) = h_t(M_{GU}) \quad (4)$$

holds. That is, the Dirac Yukawa coupling of  $\nu_\tau$  equals the Yukawa coupling of the top quark. This boundary condition is satisfied in many GUTs, and in particular in  $SO(10)$ . At the electroweak scale  $h_t(M_{EW}) = m_t/v_u$ .

Using Eqs. (2),(4) and the two loops renormalization group equations (RGE) for the particle content of MSSM we have calculated the value of  $\nu_\tau$  mass as function of  $\tan \beta \equiv v_u/v_d$  for three possible values of  $m_t$  (see Table I). We chose  $\alpha_3(M_Z) = 0.118$  as input and set the effective supersymmetry threshold at  $M_Z$ . Table I lists the mass of  $\nu_\tau$  with  $M_R = 10^{16} \text{ GeV}$ . It is evident that the  $\nu_\tau$  mass is insensitive to the values of  $\tan \beta$  and  $m_t$ . This feature can be understood by analysing the *one-loop* RGE for the Yukawa and gauge couplings and the

VEVs  $v_u$  and  $v_d$ . The neutrino mass evaluated at a scale  $\mu$ , assuming the boundary condition (4), can be written as

$$m_{\nu_\tau}(\mu) = \frac{m_t^2(\mu)}{M_R} K(\mu) \quad (5)$$

where the renormalization factor  $K(\mu)$  is given by

$$K(\mu) = \left(\frac{\alpha_1(\mu)}{\alpha_G}\right)^{-17/396} \left(\frac{\alpha_2(\mu)}{\alpha_G}\right)^{-3/4} \left(\frac{\alpha_3(\mu)}{\alpha_G}\right)^{-16/9} \times \exp\left[\int_{\ln\mu}^{\ln M_{GU}} \frac{1}{8\pi^2} (h_b^2(\mu') - h_\tau^2(\mu')) d\ln\mu'\right]. \quad (6)$$

Here  $\alpha_G \simeq 1/25$  is the unified gauge coupling constant. Notice that  $K(\mu)$  has no explicit dependence on the top quark Yukawa coupling. For small  $\tan\beta$ , the exponential factor in Eq. (6) is close to one. Even for large  $\tan\beta$  the bottom and tau Yukawa couplings come with opposite signs, making the exponential function close to one. The dependence can be approximated by

$$m_{\nu_\tau} \simeq (0.48 - 0.49) \cdot 10^{-3} \cdot \left(\frac{m_t}{175 \text{ GeV}}\right)^2 \cdot \left(\frac{10^{16} \text{ GeV}}{M_R}\right) \text{ eV}$$

for  $\tan\beta \approx 2 - 60$ .

For  $M_R = M_{GU} = 2 \cdot 10^{16} \text{ GeV}$  we find  $m_{\nu_\tau} \sim 2 \cdot 10^{-4} \text{ eV}$ , and consequently,  $\Delta m^2 \approx 4 \cdot 10^{-8} \text{ eV}^2$  which is appreciably below the region of solutions. The  $\Delta m^2$  is in the desired region if

$$M_R \lesssim (0.02 - 0.10) M_{GU}. \quad (7)$$

Thus in contrast with previous statements in the introduction, there is no immediate relation between the mass  $M_R$  implied by  $\nu_\odot$ -data and the GUT scale. However, the proximity of the  $M_R$  suggested by the solar neutrino data to  $M_{GU}$  is encouraging. Let us comment on some possible origins of the factor  $(0.02 - 0.10)$ .

(i) In general, the Majorana mass  $M_R$  is generated by Higgs multiplet  $\Phi$  (e.g.,  $\overline{\mathbf{126}}$  in  $SO(10)$ ). This Yukawa coupling is not directly related to the Yukawa couplings that give masses to the charged fermions or those that determine the GUT symmetry breaking scale. Therefore smallness of  $M_R$  can be related to smallness of the corresponding Yukawa coupling,

$h_{maj} \lesssim h_t$  or the VEV  $\langle \Phi_0 \rangle \lesssim M_{GU}$ . For comparison let us note that  $h_t(M_{GU}) \simeq (0.4 - 0.5)$  for a wide range of  $\tan\beta$ , so even if  $h_{maj} \sim h_t$ , one would have  $M_R \sim (0.4 - 0.5) \cdot M_{GU}$ .

(ii) The scale  $M_R$  can appear as an effective scale produced due to mixing of  $\nu_R$  with other neutral fermion whose mass is bigger than  $M_{GU}$ . For instance, in  $SO(10)$   $\nu_R$  can be mixed with singlet  $S$  of  $SO(10)$  by Yukawa coupling with  $\overline{\mathbf{16}}_H$  of higgses:

$$W \supset h_R \overline{\mathbf{16}}_H \mathbf{16} S + M_S \overline{S} S. \quad (8)$$

The effective  $M_R$  is then  $M_R \simeq h_R^2 \langle \overline{\mathbf{16}}_H \rangle_0^2 / M_S$ . If  $h_R \sim 1$  and  $\langle \overline{\mathbf{16}}_H \rangle_0 \approx M_{GU}$ , the desired masses of  $M_R$  and the light neutrinos can be obtained for  $M_S \approx (2 \cdot 10^{17} - 10^{18}) \text{ GeV}$ . The mass  $M_S$  can be associated with string scale.

(iii) The result quoted above, Eq. (7), corresponds to keeping only the third generation. When all three generations are included, a mixing in the mass matrix of the RH neutrinos can modify the result (7) in such a way that the desired  $m_3$  will correspond to  $M_{3R} \approx M_{GU}$ . In particular, for strong hierarchy of the RH masses,  $M_{2R}/M_{3R} \lesssim 4 \cdot 10^{-4}$ , one can get (for fixed  $m_2$  and  $m_3$ ) the mass  $M_{3R} \sim 10^{16} \text{ GeV}$ . In this case the  $\nu_\mu - \nu_\tau$  mixing also turns out to be enhanced [5].

Concluding, it is natural to expect that the mass  $M_R$  is produced by some VEV  $V$  which is somewhat larger than  $M_R$ , especially in cases where  $\overline{\mathbf{126}}$ -plet representation is not used.  $V$  can be close to  $M_{GU}$ , therefore in spite of the slight mismatch (7) it is reasonable to associate  $M_R$  with GUT scale.\*

Let us now turn to the mixing between  $\nu_e$  and  $\nu_\tau$ . In the two neutrino case, the mixing angle desired to solve the solar neutrino problem is in the range [10]:

$$\sin^2 2\theta = (3 - 10) \cdot 10^{-3}. \quad (9)$$

As we will see in sect. 4, the effect of mixing between  $\nu_e$  and  $\nu_\mu$  enlarges the region (9) as follows:

---

\*There is one notable exception, when  $M_R$  appears as an effective scale constructed from some low scales:  $M_R = m^2/\mu$  where e.g.,  $m \sim 10^9 \text{ GeV}$  and  $\mu \sim 10^3 \text{ GeV}$ .

$$\sin^2 2\theta = (2 \cdot 10^{-4} - 10^{-2}). \quad (10)$$

The values of the angle in (10) at the low end are close to the range expected from approximate quark-lepton symmetry. Indeed, taking  $\theta_{e\tau} \sim V_{td} \sim (4 - 11) \cdot 10^{-3}$ , where  $V_{td}$  is the element of the CKM quark mixing matrix, we get  $\sin^2 2\theta_{e\tau} = (0.6 - 5) \cdot 10^{-4}$ . But the central value in (10) is slightly larger than the value given by  $V_{td}$ . Let us comment on some possible mechanisms that would explain such a mismatch.

1) The mass matrices for charge leptons and down type quarks can be different even at the unification scale. In this case there is no reason to expect exact equality of the CKM matrix and the leptonic mixing matrix. Indeed, the failure of the asymptotic mass relations  $m_s = m_\mu$  and  $m_d = m_e$  suggests a breakdown of exact quark-lepton symmetry, at least for the lighter generations. Corrections to these bad mass relations often also modify the mixing angle relations between the quark sector and the lepton sector. For example, a minimal  $SO(10)$  model suggested in Ref. [11] obtains  $\theta_{e\tau} \sim 3V_{td}$ . Here the factor 3 is the same Clebsch-Gordon coefficient that corrects the mass relations for light generations [12]. Such a relation would bring  $\theta_{e\tau}$  to comfortably within the range of (10).

2) If the leptonic mixing is primarily due to mixing in the charged lepton sector, and the relation between masses and mixing are similar to those in the quark sector, one finds  $\theta_{e\tau} \sim \sqrt{m_e/m_\tau}$  leading to  $\sin^2 2\theta_{e\tau} \approx 10^{-3}$ . (Let us note that such a solution would also break exact quark-lepton symmetry, since the quark analog of this relation  $V_{td} \simeq \sqrt{m_d/m_b}$  does not work.) Additional contribution from the neutrino sector would enhance it to  $\theta_{e\tau} \approx \left| \sqrt{m_e/m_\tau} + e^{i\phi} \sqrt{m_1/m_3} \right|$ , which can move  $\theta_{e\tau}$  to the desired range (10).

3) It could be the so called “see-saw” enhancement of lepton mixing [13] related to specific structure of the Majorana mass matrix for the right handed components. The total mixing angle can be written as

$$\theta = \theta_l^D + \theta_{ss}, \quad (11)$$

where  $\theta_l^D$  follows from structure of the Dirac mass matrices and  $\theta_{ss}$  specifies the effect of see-saw mechanism itself [13]:

$$\theta_{ss} \approx \frac{(\theta_R^D - \theta^M)}{1 + \left(\frac{\theta_R^D - \theta^M}{\epsilon}\right)^2},$$

here  $\theta_R^D$  and  $\theta^M$  are the angles of rotation of the RH components which diagonalize the neutrino Dirac mass matrix  $\hat{m}_D$  and the Majorana mass matrix respectively;  $\epsilon \equiv m_1^D/m_3^D \sim M_{1R}/M_{3R}$  is the ratio of the eigenvalues of these matrices. We assumed here linear mass hierarchy for the RH neutrinos, (see sect. 3). If for instance  $(\theta_R^D - \theta^M) \approx 2\theta_l^D$  and  $\epsilon \geq (\theta_R^D - \theta^M)$ , we find  $\theta_{ss} \approx \theta_l^D$  and  $\theta \sim 2\theta_l^D$ . Thus the mass matrix  $\hat{M}_R$  with structure similar to that of  $\hat{m}_D$  can lead to sufficient enhancement of mixing.

4) There are simple schemes in  $SO(10)$ -type GUT theories which generate large neutrino mixing angles while keeping the quark mixing angles small [14]. Such schemes are motivated by the desire to understand the structure of charged fermion masses, specifically, the larger hierarchy observed in the upper quark masses relative to the down quarks and charged leptons. In fact, the specific model constructed in Ref. [14] leads to  $\theta_{e\tau} \simeq 0.032$ , which is within the range of Eq. (10).

### 3. Parameters of $\nu_e - \nu_\mu$ system

Let us consider the properties of the  $\nu_e - \nu_\mu$  system within the context of sec. 2. If the mixing angles in the matrix  $\hat{M}_R$  are small, then the mass of the second neutrino can be estimated as

$$m_2 \approx -\frac{(h_c v_u)^2}{M_{2R}} \quad (12)$$

For  $M_{2R} \approx M_{3R}$  we find  $m_2 \leq 10^{-7}$  eV which gives  $\Delta m_{12}^2 \approx 10^{-14}$  eV<sup>2</sup>, far below the sensitivity of the  $\nu_\odot$ -data. On the other hand, for a linear mass hierarchy in the matrix  $\hat{M}_R$ ,  $M_{iR} \propto m_{iD}$  (the eigenvalues of  $\hat{M}_R$  have the same hierarchy as the eigenvalues of the Dirac mass matrix) the see-saw formula (2) leads to  $m_2 \approx (0.3 - 3) \cdot 10^{-5}$  eV and

$$\Delta m_{12}^2 \approx (10^{-11} - 10^{-9}) \text{ eV}^2. \quad (13)$$

This is in the range where vacuum oscillations on the way from the Sun to the earth are

important. For these  $\Delta m_{12}^2$  the oscillation length is bigger than the size of the Sun and matter effect of the Sun can be neglected for the  $\nu_e - \nu_\mu$  system.

We should justify the linear mass hierarchy of  $\hat{M}_R$  assumed above. If the  $\overline{\mathbf{126}}$  coupling that generates  $\hat{M}_R$  in  $SO(10)$  GUTs is unrelated to the charged fermion masses, there is no reason to believe in a linear hierarchy in  $\hat{M}_R$ . But it has been known that the same coupling of the  $\overline{\mathbf{126}}$  can contribute to charged fermion masses, since the  $\overline{\mathbf{126}}$  also contains a pair of standard model doublets in addition to the SM singlet. If such an identification is made, the hierarchy in  $\hat{M}_R$  will be naturally linear. This is what happens in the models of fermion masses considered in Ref. [15].

Note that linear mass hierarchy can also be realized by interactions (8). Flavor (or family) symmetries are often used to provide a natural explanation of the observed mass hierarchy among charged fermions. Suppose that the  $i$ th family  $\mathbf{16}_i$  of  $SO(10)$  carries a family  $U(1)$ -quantum number  $q_i$  and that there is one small parameter  $\lambda$  that breaks this flavor symmetry. ( $\lambda$  may be identified as the ratio of a singlet VEV to the string scale.) Let the  $U(1)$ -charge of  $\lambda$  be  $-1$ . Then the mass term  $\mathbf{16}_i \mathbf{16}_i$  will be suppressed by a factor  $\lambda^{2q_i}$  for  $U(1)$ -invariance, so that the difference in  $q_i$  between families can account for their mass hierarchy. Eq. (8), after integrating out the  $S$  fields, will lead to a Majorana mass term for  $\nu_{iR}$  which will be suppressed by the same factor  $\lambda^{2q_i}$ . This will result in a linear mass hierarchy in the eigenvalues  $M_{iR}$ .

There is another attractive possibility to get  $\Delta m_{12}^2$  in the interesting range given in (13). In general, formula for neutrino mass can be written as

$$m \approx m_{ss} + m_{nr} , \quad (14)$$

where  $m_{ss}$  is the contribution from the see-saw mechanism and  $m_{nr}$  is the contribution from possible effective nonrenormalizable interaction [16]:

$$\frac{\alpha_{ij}}{M_P} L_j L_i H_u H_u , \quad (15)$$

where  $\alpha_{ij}$  are constants expected to be of order 1;  $L_i$  are the lepton doublets,  $H_u$  is the Higgs doublets and  $M_p$  is the Planck mass. The interaction (15) may follow immediately from string



compactification or may be generated by renormalizable interactions via exchange of field with mass  $\sim M_p$ .

The interaction (15) gives the mass  $m_{nr} \sim \frac{\alpha_{ij}}{M_p} \langle H_u \rangle^2 \sim 10^{-5}$  eV, where  $\langle H_u \rangle$  is the VEV of  $H_u$ . If all  $\alpha_{ij}$  are of the same order, then the contribution from (15) to the mass of the third neutrino can be neglected, whereas  $m_{nr}$  dominates in masses of the first and second neutrino  $m_1, m_2$ . Again  $\Delta m_{12}^2 \sim 10^{-10}$  eV<sup>2</sup> is in the range (13). Moreover, mixing between the first and second neutrinos is also determined by interactions (15), and if  $\alpha_{ij} \sim O(1)$ , the mixing angle can be large:  $\sin^2 2\theta_{12} \sim O(1)$ . The mixings of the first two families with the third remain small due to the hierarchy in their masses. However, there is a non-negligible contribution to  $\theta_{e\tau}$  given by  $\theta_{e\tau} \sim m_{nr}/m_{\nu\tau} \sim 10^{-5}/10^{-3} \sim 0.01$ , which is comparable to  $V_{td}$ . Thus the effective  $\theta_{e\tau}$  can increase by about a factor of 2 compared to  $V_{td}$ , in agreement with (10). Even when  $m_{nr}$  is absent, the see-saw contribution may easily generate mixing of the order of Cabibbo mixing,  $\theta_{e\mu} \sim \theta_c$ , or  $\sin^2 2\theta_{e\mu} \sim 0.2$  which can lead to observable effect.

Thus, in the GUT scenario (with  $\nu_e \rightarrow \nu_\tau$  solar neutrino conversion) there are a number of possible situations when  $\Delta m_{12}^2$  is in the range  $(10^{-11} - 10^{-9})$  eV<sup>2</sup> and the mixing between first and second generations is large ( $\sin^2 2\theta_{e\mu} \gtrsim 0.2$ ). Therefore it is natural to expect an interplay of the matter conversion and vacuum oscillations of the solar neutrinos.

#### 4. The interplay of resonance conversion and vacuum oscillations

As we have established in sect. 3, the GUT scenario can provide an effect of three neutrino mixing in the scheme with  $m_3 \sim (2 - 3) \cdot 10^{-3}$  eV,  $m_2 \sim (0.3 - 3) \cdot 10^{-5}$  eV,  $m_1 \leq m_2$ ,  $\sin^2 2\theta_{e\tau} \lesssim 3 \cdot 10^{-3}$  and  $\sin^2 2\theta_{e\mu} \gtrsim 0.2$ . Due to the mass hierarchy and the smallness of  $\theta_{e\tau}$  angle the three neutrino analysis can be reduced to a two neutrino task. Indeed, the electron neutrino state can be written in terms of mass eigenstates  $\nu_i$  ( $i = 1, 2, 3$ ) as

$$\nu_e = \cos \theta_{e\tau} \cdot \tilde{\nu} + \sin \theta_{e\tau} \cdot \nu_3, \quad (16)$$

where

$$\tilde{\nu} = \cos \theta_{e\mu} \nu_1 + \sin \theta_{e\mu} \nu_2.$$

Inside the Sun the  $\nu_e$  converts to the state  $\nu' = \cos \theta_{e\tau} \nu_3 - \sin \theta_{e\tau} \tilde{\nu}$  (orthogonal to  $\nu_e$ ). Due to smallness of  $\Delta m_{12}^2$ , the system  $\nu_1 - \nu_2$  is “frozen”. In contrast, on the way from the surface of the Sun to the earth vacuum oscillations occur due to the mass splitting  $\Delta m_{12}^2$  between  $\nu_1$  and  $\nu_2$ , whereas  $\nu_3$  decouples: large mass difference  $\Delta m_{13}^2$  leads to averaged oscillation effect or loss of coherence. Taking this into account it is easy to write the  $\nu_e$  survival probability [17]:

$$P = P_V(\Delta m_{12}^2; \theta_{e\mu}) \cdot \bar{P}_R(\Delta m_{13}^2; \theta_{e\tau}) + O(\sin^2 \theta_{e\tau}). \quad (17)$$

Here  $P_V(\Delta m_{12}^2; \theta_{e\mu})$  is the  $2\nu$  - vacuum oscillation probability characterized by parameters  $\Delta m_{12}^2$ ,  $\theta_{e\mu}$ , and  $\bar{P}_R$  is the  $2\nu$  - averaged survival probability of the resonance conversion characterized by  $\Delta m_{13}^2$  and  $\theta_{e\tau}$ . For  $\sin^2 2\theta_{e\tau} \leq 3 \cdot 10^{-3}$  corrections can be safely neglected. Exact formula has been derived in [18]. The survival probability (17) has the following properties:

$$(1 - \sin^2 2\theta_{e\mu}) \cdot \bar{P}_R \leq P \leq \bar{P}_R, \quad (18)$$

Thus,  $P$  is an oscillatory function of energy inscribed in the band determined by (18). The width of the band is  $\Delta P = \sin^2 2\theta_{e\mu} \cdot \bar{P}_R$ . If vacuum oscillations are averaged out, we get

$$P = (1 - \frac{1}{2} \sin^2 2\theta_{e\mu}) \cdot \bar{P}_R. \quad (19)$$

These properties allow one to derive immediately several consequences of the interplay of the vacuum oscillations and resonance conversion:

(1) According to (18), vacuum oscillations lead to additional suppression of the  $\nu_e$  -flux in comparison with pure resonance conversion. As a consequence, new regions of neutrino parameters appear in which one can describe the  $\nu_{\odot}$ -data. In particular, smaller  $\sin^2 2\theta_{e\tau}$  are allowed now.

(2) For  $\Delta m^2 \leq 3 \cdot 10^{-10} \text{ eV}^2$  vacuum oscillations are not averaged and lead to additional oscillatory distortion of the  ${}^8\text{B}$ - or/and pp-neutrino spectra.

(3) One expects additional seasonal variations of neutrino flux due to vacuum oscillation, although this effect is attenuated by factor  $\bar{P}_R$ .

Thus detailed study of the energy spectra of  ${}^8\text{B}$ - (and in future pp-) neutrinos as well as determination of seasonal variations of signals will allow one to test the GUT scenario.

## 5. New regions of parameters

The interplay of the resonance conversion and vacuum oscillations opens new possibilities to describe the  $\nu_\odot$ -data [17]. Some of these new possibilities are presented in [18]. In particular, for small  $\theta_{e\tau}$ ,  $\sin^2 2\theta_{e\tau} \approx 10^{-2} - 10^{-3}$ , high energy part of the boron neutrino spectrum can be placed in the nonadiabatic edge of the two neutrino suppression pit due to resonance conversion. This implies  $\Delta m_{13}^2 \sim 10^{-4} \text{ eV}^2$  and  $M_{3R} \sim 5 \cdot 10^{14} \text{ GeV}$ . For these values of parameters the resonance conversion does not change neutrino fluxes at low and intermediate energies. The suppression of the  ${}^7\text{Be}$ -neutrino flux implied by the  $\nu_\odot$ -data can be due to vacuum oscillations, if e.g., the first minimum of the oscillation probability as the function of neutrino energy is at  $E \sim 1 \text{ MeV}$ . For this to occur,  $\Delta m_{12}^2$  should be in the range  $(7 - 9) \cdot 10^{-12} \text{ eV}^2$  (vacuum oscillation pit is at low energies, resonance conversion pit is at high energies). However large  $\Delta m_{13}^2$  implies even smaller values of  $M_R$  than in (7).

For GUT scenario with  $\Delta m_{13}^2 \sim (4 - 8) \cdot 10^{-6} \text{ eV}^2$ , the  ${}^7\text{Be}$ -flux can be suppressed by resonance conversion. Since  $\sin^2 2\theta_{e\tau} \sim (3 - 10) \cdot 10^{-4}$ , the pit is narrow and suppression of the high energy part of the boron neutrinos is rather weak. This flux can be suppressed by vacuum oscillations if it is placed in the first minimum of oscillatory curve (see Fig. 1). For pp-neutrinos one gets then the averaged oscillation effect. Thus we arrive at configuration with resonance conversion pit at small energies and vacuum oscillation pit at high energies. The region of parameters where this configuration gives good fit of data is shown in Fig. 2, where we consider SuperK as a separate experiment from Kamiokande. Thus in the  $\chi^2$ -analysis it is one degree of freedom for the hybrid solutions, and three degrees of freedom

for  $2\nu$  solutions. Fig. 2 also shows  $2\nu$  MSW solutions for combining SuperK data with Kamiokande as one experiment (two degrees of freedom).

It is impossible to further diminish  $\Delta m_{13}^2$  in this hybrid solution: its minimal value  $\Delta m_{13}^2 \approx 2 \cdot 10^{-6} \text{ eV}^2$  is defined by the condition that  ${}^7\text{Be}$ -neutrino line is at adiabatic edge of the resonance conversion pit. Diminishing of  $\theta_{e\tau}$  implies an increase of  $\theta_{e\mu}$  in such a way that the hybrid solution converges to pure “vacuum oscillation” solution.

## 6. Distortion of the boron neutrino spectrum and signals in SuperKamiokande and SNO

An interplay of vacuum oscillations and resonance conversion can lead to peculiar distortion of the boron neutrino energy spectrum. For  $\Delta m_{12}^2 > 10^{-11} \text{ eV}^2$  there is modulation of the spectrum due to vacuum oscillations. We have studied a manifestation of such a distortion in the energy spectrum of the recoil electrons in the SuperK (SuperKamiokande) and SNO [19] experiments.

Using energy resolution function for electrons [20] we have found the ratio  $R_e$  of expected (with conversion) number of events  $S(E_{vis})$  to predicted (without conversion) one for different values of oscillation parameters (Figs. 3,4.):

$$S(E_{vis}) = \int dE_e \cdot f(E_{vis}; E_e) \cdot \int_{E_e - \frac{m_e}{2}} dE_\nu \cdot \Phi(E_\nu) \cdot \left[ P(\nu_e \rightarrow \nu_e) \frac{d^2 \sigma_{\nu_e}}{dE_e dE_\nu}(E_e; E_\nu) + \nu_\mu, \nu_\tau \text{ contribution} \right], \quad (20)$$

where  $E_e$  is the total energy of recoil electrons and the original neutrino flux is  $\Phi(E_\nu)$ . The energy resolution function can be written as <sup>†</sup>:

$$f(E_{vis}; E_e) = \frac{1}{\sqrt{2\pi} E_e \sigma} \cdot \exp \left( - \left( \frac{E_{vis} - E_e}{\sqrt{2} E_e \sigma} \right)^2 \right). \quad (21)$$

Experimental table of  $\sigma$  (for SuperK) is used in our calculation but an approximate relation is  $\sigma \propto \frac{1}{\sqrt{E_e}}$ . We show also the  $R_e$  measured by SuperK during 201.6 days [21]. Fig. 3 correspond

---

<sup>†</sup>For ideal energy resolution,  $f(E_{vis}; E_e)$  goes to  $\delta$ -function.

to pure MSW-solution (3a) and pure vacuum oscillation solution (3b). As follows from Fig. 4, the integration over neutrino energy and on electron energy weighted with resolution function leads to strong averaging out of the oscillatory behaviour. Indeed, for present water Cherenkov experiment like SuperK, the full width at half height of the energy resolution function is around  $\sim 3$  MeV which is bigger or comparable with “period” (in the energy scale) of the oscillatory curve. The most profound effect follows from first (the widest) minimum of the oscillatory curve. In spite of the strong smoothing there is still a number of observable consequences:

The vacuum oscillations can enhance (Fig. 4a) or suppress (Fig. 4b) the distortion slope of the recoil spectrum due to the resonance conversion alone. They can lead to negative slope (Fig. 4c) or to appearance of minimum (Fig. 4d) in the dependence of  $R_e$  on energy  $E$ . Obviously some of distortions like in Fig. 4c (and corresponding oscillation parameters) are already excluded by 201.6 days data. The smoothing effect is weaker in SNO experiment: The intergration over neutrino energy gives smaller averaging and energy resolution is slightly better. One needs experiments with at least two times better energy resolution (like HELLAZ [22]) to measure oscillatory energy dependence of the flux.

## 7. Conclusions

1. The interpretation of the solar neutrino data in terms of  $\nu_e \rightarrow \nu_\tau$  resonance conversion leads via the simplest version of the see-saw mechanism with quark-lepton symmetry to a determination of the Majorana mass of the RH neutrinos  $\sim (0.5 - 2) \cdot 10^{15}$  GeV. This mass is very close to the GUT scale  $M_{GU}$ , we have argued that it can in fact be identified in a number of ways with  $M_{GU}$ .

2. Within the same context we have found that the oscillation parameters of  $\nu_e \rightarrow \nu_\mu$  system can be naturally in the ranges  $\Delta m_{12}^2 \sim (10^{-11} \sim 10^{-9})$  eV<sup>2</sup> and  $\sin^2 2\theta_{e\mu} \gtrsim 0.2$ , where vacuum oscillations on the way from the Sun to the earth can give rise to observable effects.

3. The interplay of the resonance conversion and vacuum oscillations leads to addi-

tional peculiar distortion of the neutrino energy spectrum. In particular, one may observe oscillatory modulation of the boron neutrino spectrum.

4. In the SuperKamiokande experiment, and (to a slightly weaker extend) in the SNO, the integrations over the neutrino energy and finite energy resolution result in strong smoothing of oscillatory distortion of the electron energy spectrum. Still one can expect to see the change of the slope of the electron spectrum, specific seasonal variations of signal, etc.. Certain ranges of parameters are already excluded by existing data.

### **Acknowledgements.**

The work of K.S.B is supported by a grant from DOE, Q.Y.L is supported in part by the EEC grant ERBFMRXCT960090. K.S.B wishes to acknowledge the warm hospitality he received from the Theory Group at LBL where part of this work was done. He also wishes to thank C. Kolda and P. Krastev for discussions. Q.Y.L would like to acknowledge financial help from *2nd International Symposium on Symmetries in Subatomic Physics* at the University of Washington where a draft of this paper was presented.

## REFERENCES

- [1] S.P. Mikheyev and A.Yu. Smirnov, *Yad. Fiz.*, **42** (1985) 1441;  
*Nuovo Cim* **9C** (1986) 17.
- [2] L. Wolfenstein, *Phys. Rev.* **D17** (1978) 2369.
- [3] M. Gell-Mann, P. Ramond and R. Slansky, in: *Supergravity*, eds. F. van Nieuwenhuizen and D. Freedman (Amsterdam, North Holland, 1979) p. 315;  
T. Yanagida, in: *Workshop on the Unified Theory and Baryon Number in the Universe*, eds. O. Sawada and A. Sugamoto (KEK, Tsukuba) 95 (1979).
- [4] R.N. Mohapatra and G. Senjanovic, *Phys. Rev. Lett.* **44** (1980) 912.
- [5] See, for e.g., A. Yu. Smirnov, *Nucl. Phys.* **B466** (1996) 25.
- [6] P. Langacker et al., *Nucl. Phys.* **B282**, 589 (1987).
- [7] K. Niwa, talk given at the *Neutrino '96 Int. Conference*; CHORUS Collaboration, <http://choruswww.cern.ch/>; J. Dumarchez, talk given at the *Neutrino '96 Int. Conference*; NOMAD Collaboration, <http://nomadinfo.cern.ch/> .
- [8] R.A. Sidwell, talk given at the *Neutrino '96 Int. Conference*; COSMOS Collaboration, P803 proposal to Fermilab (1993).
- [9] B. Pontecorvo, *Zh. Exp. Teor. Fiz.* **53** (1967) 1717.
- [10] For recent updates, see e.g.,  
P.I. Krastev and J. Bahcall, *Phys. Rev.* **D53** (1996) 4261;  
N. Hata and P. Langacker, *Phys. Rev.* **D50** (1994) 632;  
P.I. Krastev and A.Yu. Smirnov, *Phys. Lett.* **B338**(1994) 282.
- [11] K.S. Babu and R.N. Mohapatra, *Phys. Rev. Lett.* **70** (1993) 2845.
- [12] H. Georgi and C. Jarlskog, *Phys. Lett.* **86B** (1979) 297.

- [13] A. Yu. Smirnov, Phys. Rev. **D48** (1993) 3264;  
M. Tanimoto, Phys. Lett. **B345** (1995) 477.
- [14] K.S. Babu and S.M. Barr, Phys. Lett. **B381** (1996) 202.
- [15] S. Dimopoulos, L. Hall and S. Raby, Phys. Rev. **D47** (1993) 3697.
- [16] S. Weinberg, Phys. Rev. Lett. **43** (1979) 1566;  
R. Barbieri, J. Ellis, M.K. Gaillard, Phys.Lett. **90B** (1980) 249;  
E. Akhmedov, Z. Berezhiani and G. Senjanovic, Phys. Rev. Lett. **69** (1992) 3013; Phys.  
Rev. **D47** (1993) 3245.
- [17] A.Yu. Smirnov, in *Frontiers of Neutrino Physics*, Proceedings of the International  
Symposium on Neutrino Astrophysics, Takayama/Kamioka, Japan, 1992, edited by Y.  
Suzuki and K. Nakamura (Universal Academic Press, Tokyo, 1993), p. 105.
- [18] Q.Y. Liu and S.T. Petcov, accepted by Phys. Rev. D (hep-ph/9702400);  
Q.Y. Liu, talk given at the *Fourth International Solar Neutrino Conference* Heidel-  
berg, Germany, April 8-14, 1997.
- [19] SNO Collaboration, G.T. Evan et al., SNO-87-12 (1987); see also J.N. Bahcall and E.  
Lisi, Princeton Preprint IASSNS-AST 96/33 (1996).
- [20] Y.Totsuka, presented at *Texas symposium '96*;  
Y. Suzuki, talk given at the *Fourth International Solar Neutrino Conference*, Hei-  
delberg, Germany, 1997.
- [21] M. Takita, talk given at the international workshop *Beyond the Desert*, Tegernsee,  
Germany, June 8-14, 1997.
- [22] HELLAZ Collaboration, C. Tao et al., talk given at the *Fourth International  
Solar Neutrino Conference*, Heidelberg, Germany, 1997.
- [23] J.N. Bahcall and M.H. Pinsonneault, Rev. Mod. Phys. **67** 1 (1995).



TABLES

TABLE I. The mass of third neutrino  $m_3$  as the function of  $\tan\beta$  for  $M_R = 10^{16}$  GeV and three possible values of physical top quark mass:  $m_t = 175, 170, 180$  GeV.

$\tan\beta$	$\nu_\tau$ -mass ( $10^{-3}$ eV)		
	$m_t = 175\text{GeV}$	$m_t = 170\text{GeV}$	$m_t = 180\text{GeV}$
1.6	0.44	0.445	—
2	0.48	0.453	0.499
3	0.48	0.455	0.511
5	0.48	0.455	0.513
10	0.48	0.456	0.513
20	0.485	0.457	0.514
30	0.487	0.458	0.516
40	0.489	0.460	0.519
50	0.492	0.463	0.522
60	0.492	0.462	0.523

## Figure Captions

**Fig. 1.** The averaged probability  $P(\nu_e \rightarrow \nu_e)$  (solid line) as a function of the neutrino energy  $E$  for values of the parameters indicated in the figure. The dependence of the averaged MSW probability  $\bar{P}_R(\nu_e \rightarrow \nu_e)$  on  $E$  is also shown (dashed line).

**Figs. 2.** The 95% C.L. regions of solution of  $\nu_\odot$ -problem in  $\Delta m_{31}^2$  and  $\sin^2 2\theta_{13(e\tau)}$  plot (201.6 days SuperK data are taken into account). Values of the vacuum oscillation parameters  $\sin^2 2\theta_{12(e\mu)}$ ,  $\Delta m_{21}^2$ , and the original boron neutrino flux (in the units of standard solar model [23]),  $f_B \equiv \frac{\Phi(^8B)}{\Phi_{SSM}(^8B)}$ , are fixed in the following way:

The thin solid lines correspond to  $(\sin^2 2\theta_{12}, \Delta m_{21}^2) = (0.48, 1.4 \cdot 10^{-10} \text{ eV}^2)$  and  $f_B$  as shown with the curves. The thick solid line (a) ( $f_B=1.0$ ) and dotted line (b) ( $f_B=0.9$ ) are for  $(\sin^2 2\theta_{12}, \Delta m_{21}^2) = (0.66, 8.3 \cdot 10^{-11} \text{ eV}^2)$ . The thick dot-dashed line (c) is for  $(\sin^2 2\theta_{12}, \Delta m_{21}^2, f_B) = (0.62, 9.5 \cdot 10^{-11} \text{ eV}^2, 0.8)$  and thick long dashed line (d) is for  $(\sin^2 2\theta_{12}, \Delta m_{21}^2, f_B) = (0.50, 7.8 \cdot 10^{-11} \text{ eV}^2, 0.7)$ . The thin dotted lines are two neutrino MSW solutions for two degrees of freedom with  $f_B = 1.0$ ; and the thin long dashed lines are the same but for three degrees of freedom as explained in the text.

**Figs. 3a - 3b.** The expected spectrum deformations of the recoil electrons in SuperK (solid lines) and SNO (long dashed lines) experiments for two neutrino conversion (3a) and vacuum oscillation (3b). The curves are normalized at  $R_e(10\text{MeV})=0.4$ . (Thin lines for ideal energy resolution; Thick lines for experimental energy resolution.) The histogram is an integration over the division following the SuperK experimental result. SuperK 201.6 days data are shown.

**Figs. 4a - 4d.** The same things as in Fig. 3. but for MSW+vacuum oscillation cases. Curves in Fig. 4b-4d. are not normalized.

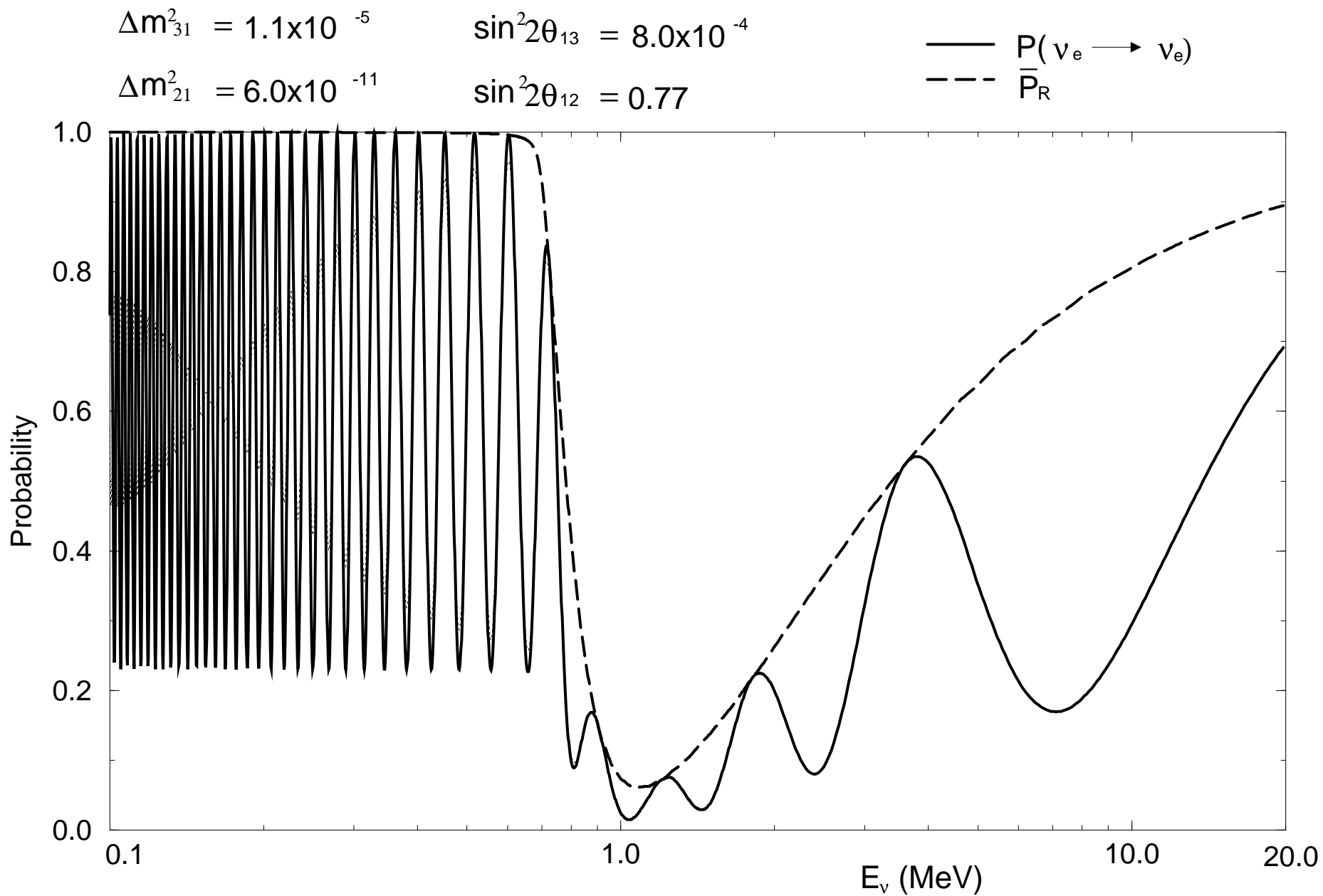


Fig. 1

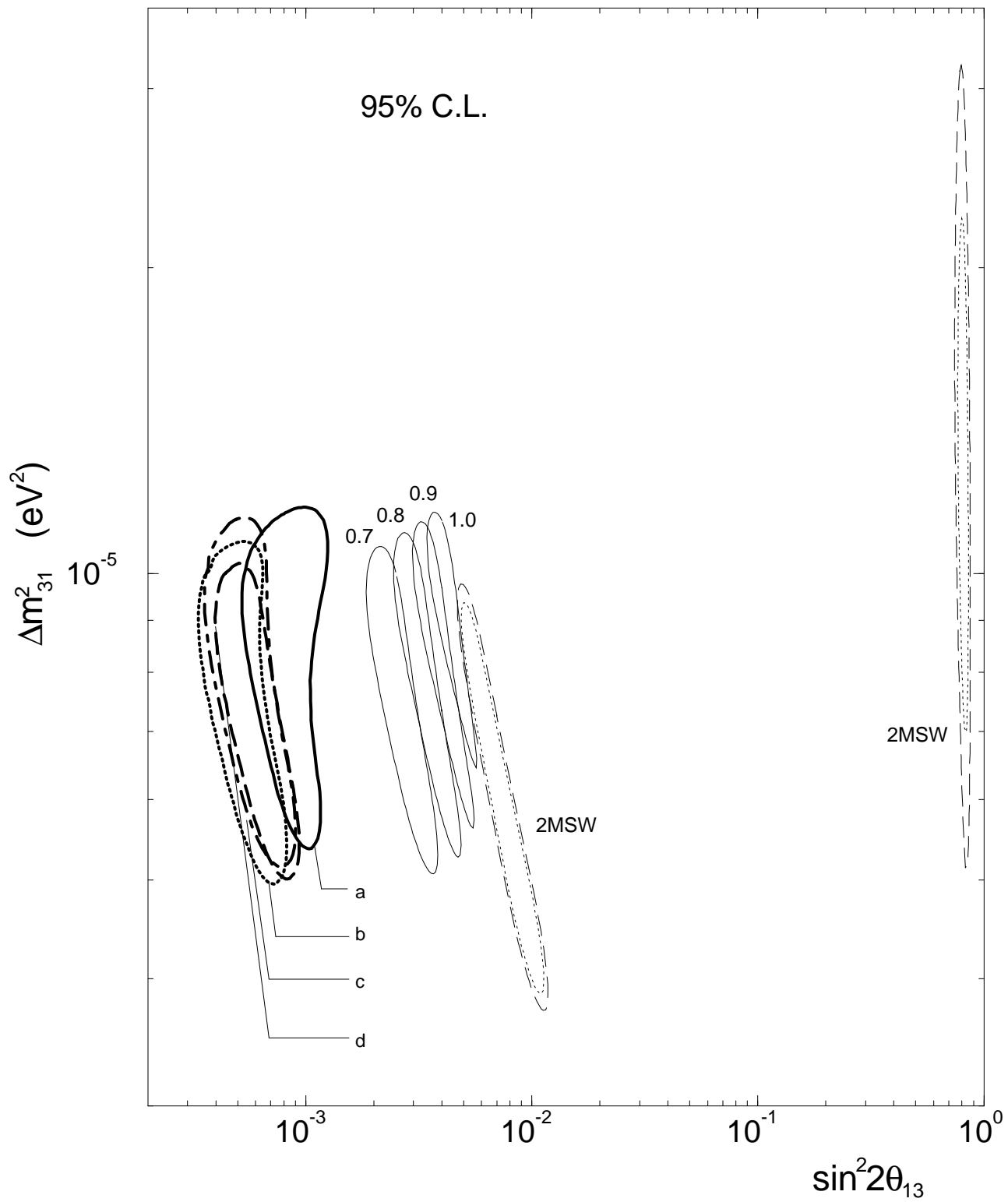


Fig. 2

$$\Delta m^2 = 5.0 \times 10^{-6}$$

$$\sin^2 2\theta = 8.8 \times 10^{-3}$$

(MSW)

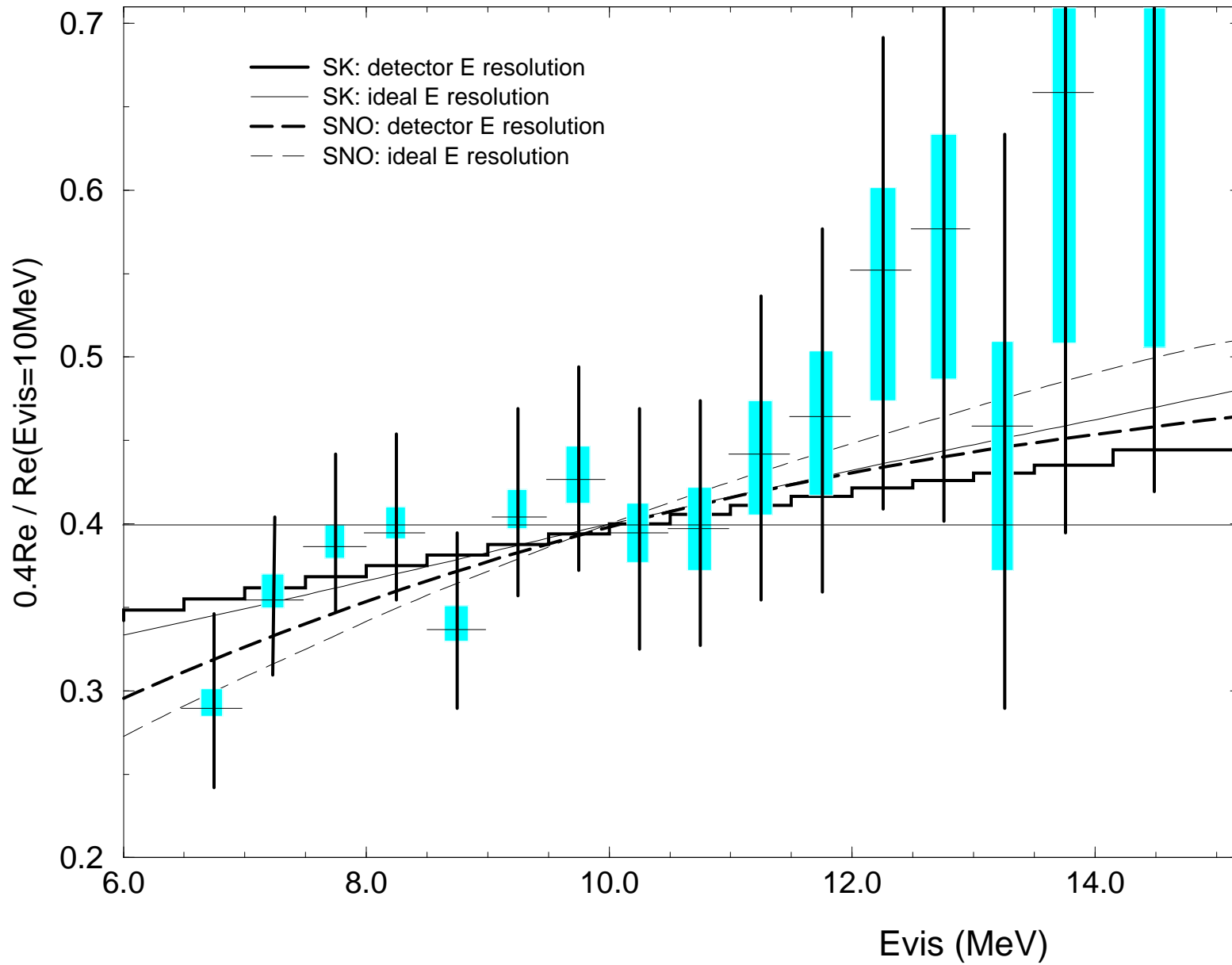


Fig. 3a

$$\Delta m^2 = 6.4 \times 10^{-11}$$

$$\sin^2 2\theta = 0.82$$

(vacuum)

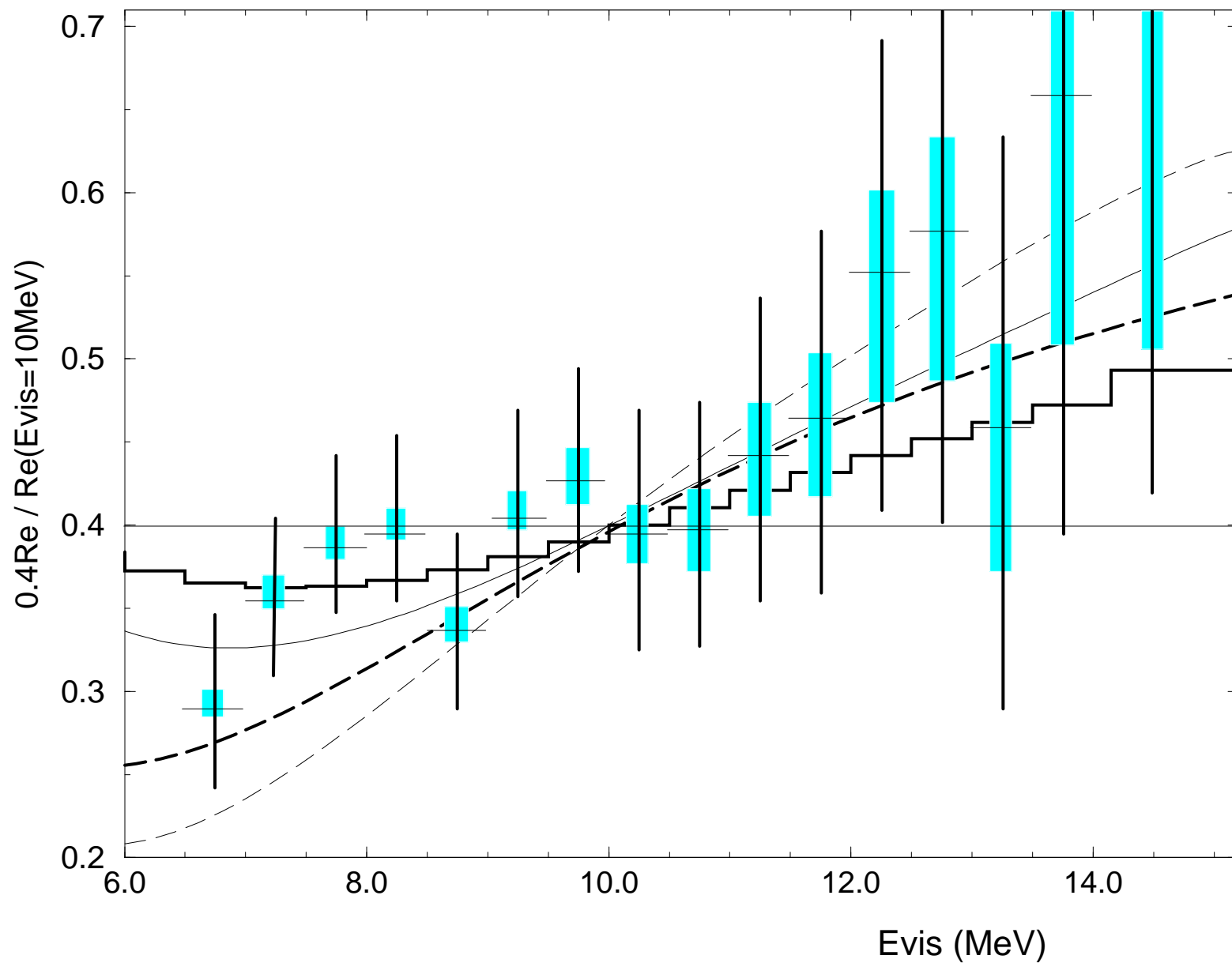


Fig. 3b

$$\Delta m_{31}^2 = 1.1 \times 10^{-5} \quad \sin^2 2\theta_{13} = 8.0 \times 10^{-4}$$
$$\Delta m_{21}^2 = 6.0 \times 10^{-11} \quad \sin^2 \theta_{12} = 0.77$$

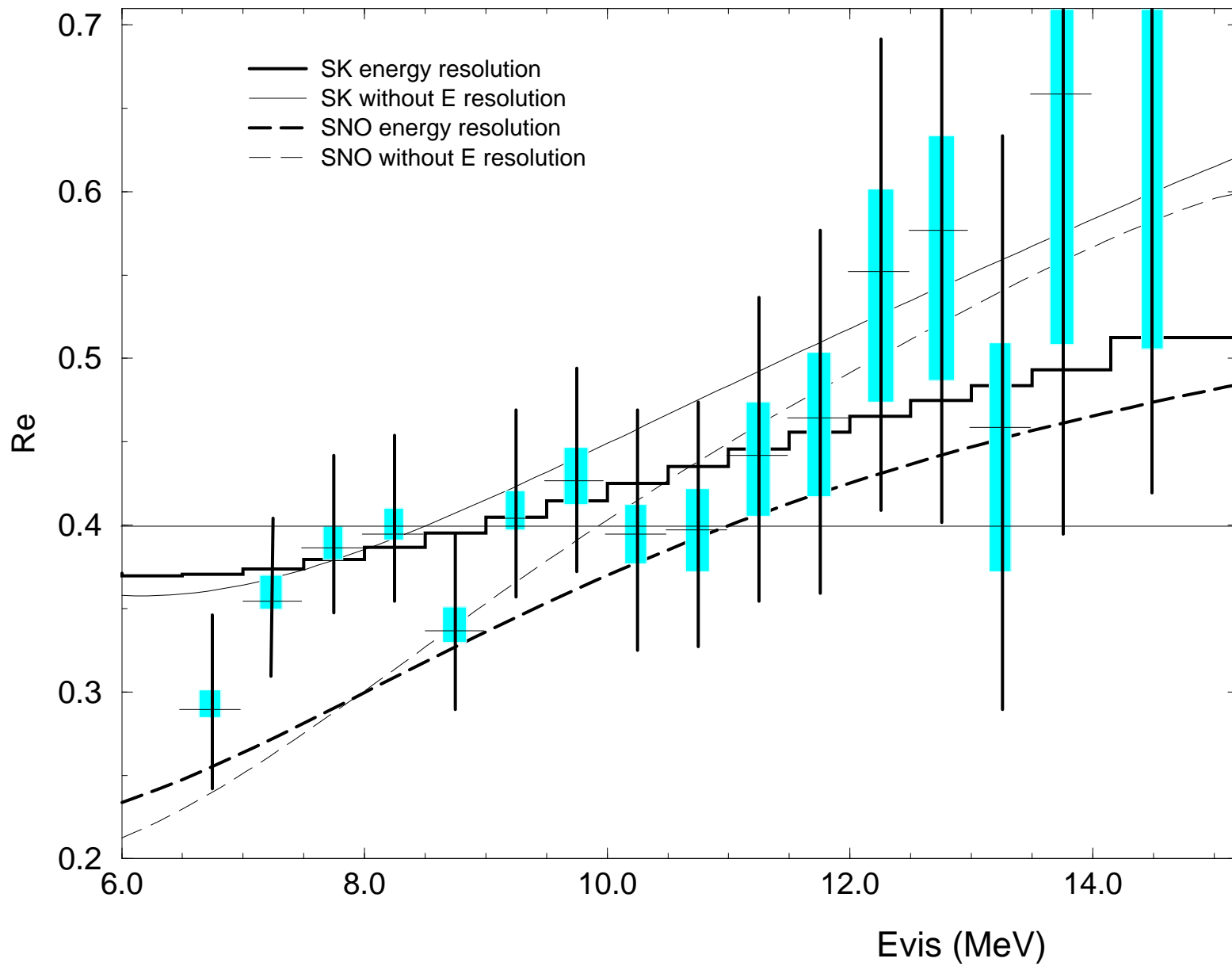


Fig. 4a

$$\begin{aligned} \Delta m_{31}^2 &= 9.9 \times 10^{-5} & \sin^2 2\theta_{13} &= 4 \times 10^{-3} \\ \Delta m_{21}^2 &= 1.4 \times 10^{-10} & \sin^2 2\theta_{12} &= 0.48 \end{aligned}$$

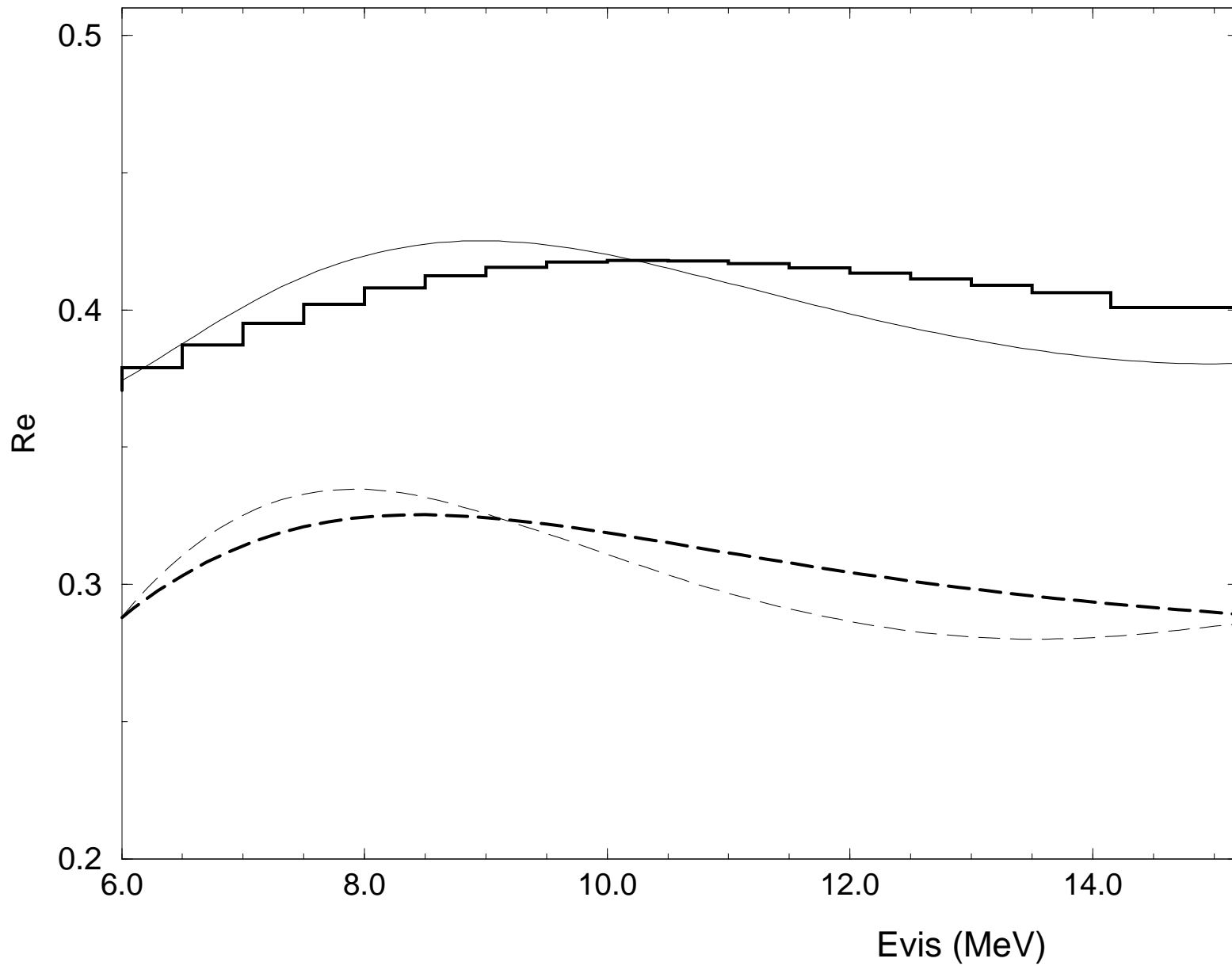


Fig. 4b



$$\Delta m_{31}^2 = 9.0 \times 10^{-6}$$
$$\Delta m_{21}^2 = 1.1 \times 10^{-10}$$

$$\sin^2 2\theta_{13} = 8.0 \times 10^{-4}$$
$$\sin^2 2\theta_{12} = 0.66$$

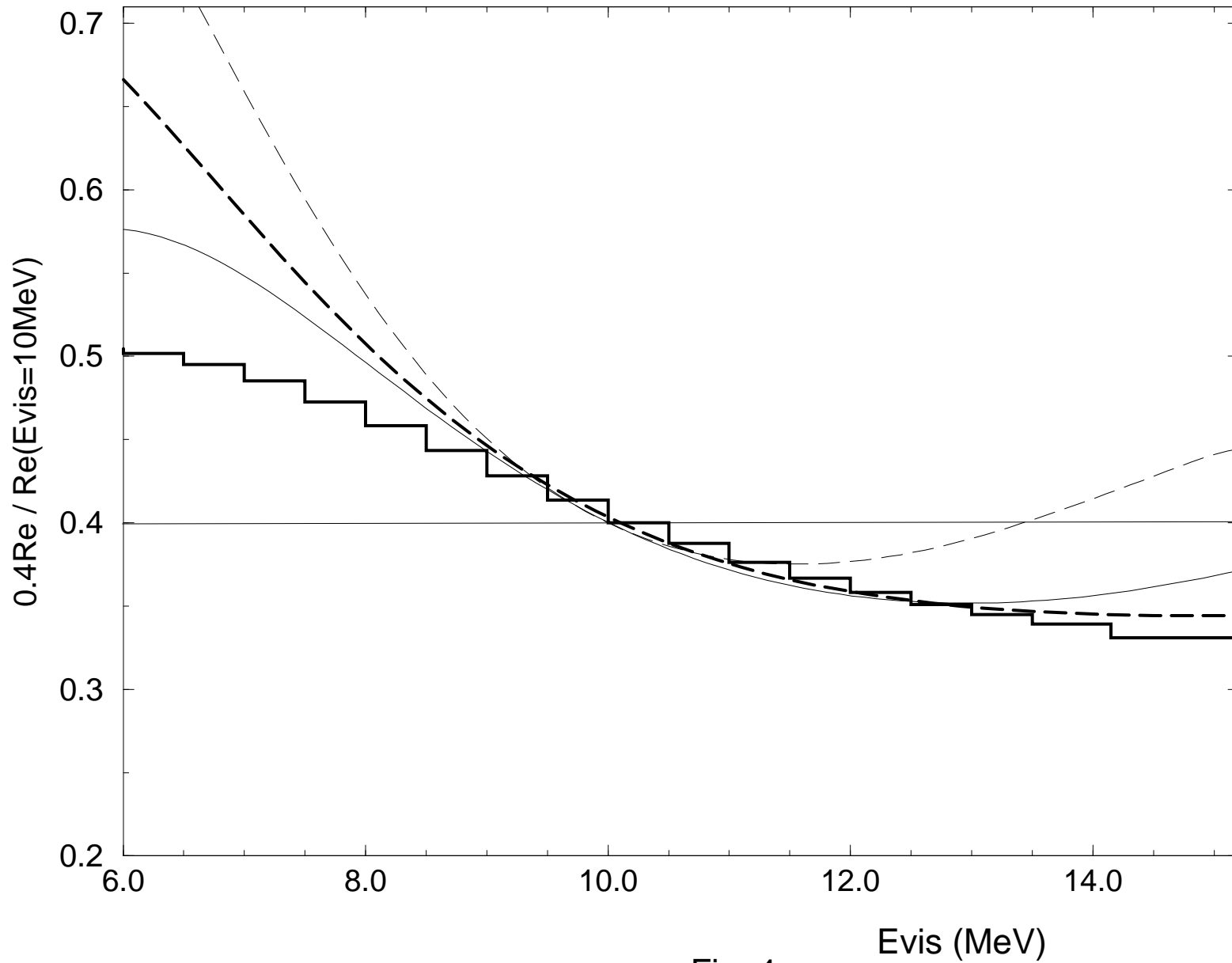


Fig. 4c

$$\begin{aligned} \Delta m_{31}^2 &= 7\text{d-}6 & \sin^2 2\theta_{13} &= 8\text{d-}4 \\ \Delta m_{21}^2 &= 8.3\text{d-}11 & \sin^2 2\theta_{12} &= 0.66 \end{aligned}$$

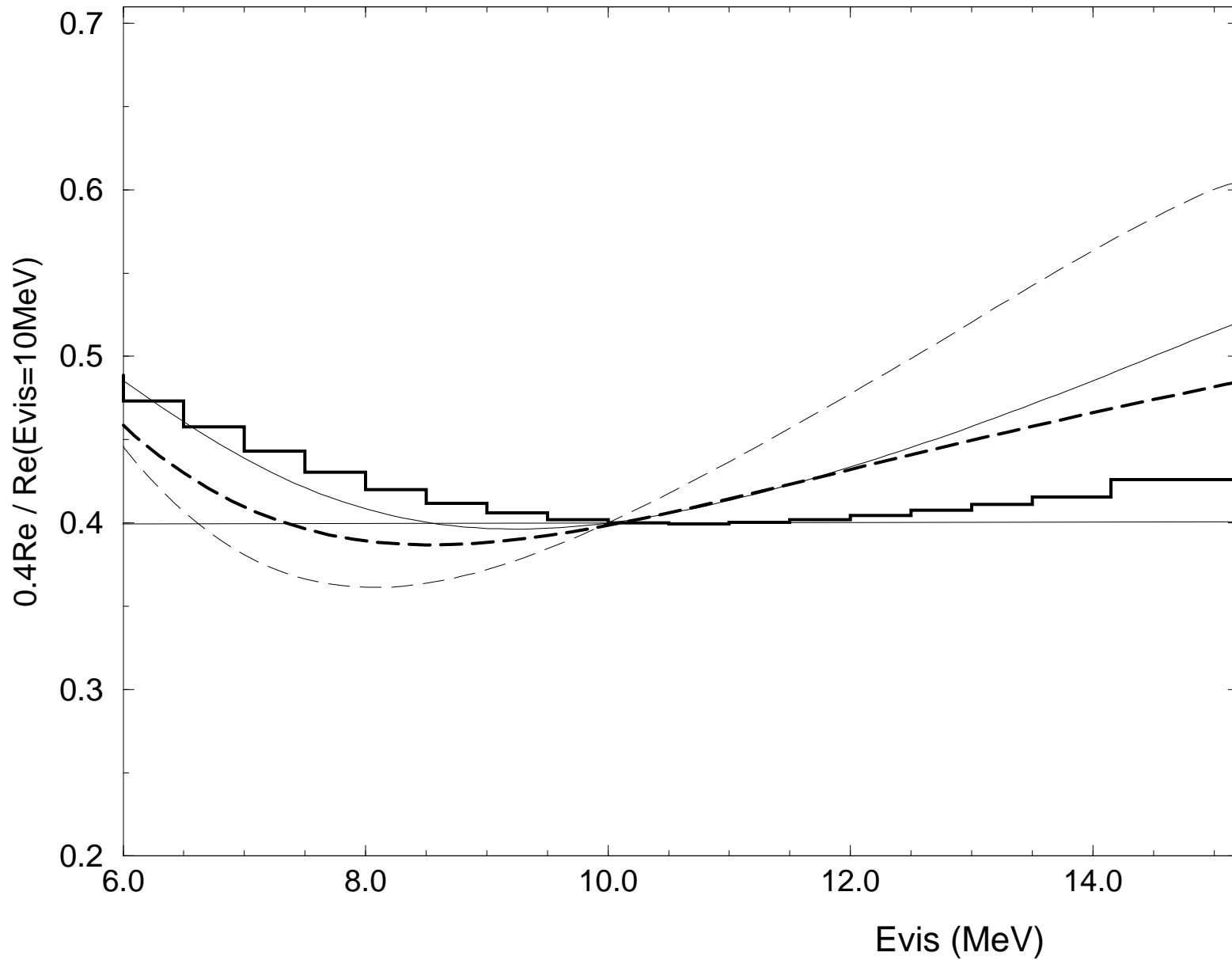


Fig. 4d