

Padé Approximants, Optimal Renormalization Scales, and Momentum Flow in Feynman Diagrams*

Stanley J. Brodsky

Stanford Linear Accelerator Center
Stanford University, Stanford, California 94309
e-mail: sjbth@slac.stanford.edu

John Ellis

Theoretical Physics Division, CERN, CH-1211 Geneva 23, Switzerland
e-mail: john.ellis@cern.ch

Einan Gardi and **Marek Karliner**

School of Physics and Astronomy
Raymond and Beverly Sackler Faculty of Exact Sciences
Tel-Aviv University, 69978 Tel-Aviv, Israel
e-mail: gardi@post.tau.ac.il, marek@vm.tau.ac.il

Mark A. Samuel

Department of Physics, Oklahoma State University,
Stillwater, Oklahoma 74078, USA
e-mail: physmas@mvs.ucc.okstate.edu

Abstract

We show that the Padé Approximant (PA) approach for resummation of perturbative series in QCD provides a systematic method for approximating the flow of momentum in Feynman diagrams. In the large- β_0 limit, diagonal PA's generalize the Brodsky-Lepage-Mackenzie (BLM) scale-setting method to higher orders in a renormalization scale- and scheme-invariant manner, using multiple scales that represent Neubert's concept of the distribution of momentum flow through a virtual gluon. If the distribution is non-negative, the PA's have only real roots, and approximate the distribution function by a sum of δ -functions, whose locations and weights are identical to the optimal choice provided by the Gaussian quadrature method for numerical integration. We show how the first few coefficients in a perturbative series can set rigorous bounds on the all-order momentum distribution function, if it is positive. We illustrate the method with the vacuum polarization function and the Bjorken sum rule computed in the large- β_0 limit.

* Work supported in part by the Department of Energy, contract DE-AC03-76SF00515.

1 Introduction

Padé Approximants (PA's) are known to be useful in many physics applications, including quantum field theory and statistical physics [1]. These applications of the PA method have recently been extended to QCD [2, 3], where the method has been shown to be effective both in predicting unknown higher-order coefficients and in summing the perturbative series. In these applications of PA's to QCD, the generic starting point is a perturbative series for some physical observable A that has been calculated exactly to some finite order

$$A \sim A_n \equiv x(C_0 + C_1 x + C_2 x^2 + \dots + C_n x^n) \quad (1)$$

where the expansion parameter x is related to the renormalized coupling constant by $x \equiv x(\mu^2) = \alpha_s(\mu^2)/(4\pi)$, where μ is the renormalization scale in some scheme such as $\overline{\text{MS}}$. The corresponding PA's are ratios of polynomials

$$x[N/M] \equiv x \frac{p_0 + p_1 x + p_2 x^2 + \dots + p_N x^N}{1 + q_1 x + q_2 x^2 + \dots + q_M x^M} \quad (2)$$

with $N+M = n$, chosen such that they reproduce the known coefficients C_0 through C_n when expanded back in a Taylor series. It is clear that a PA (2) includes some higher-order effects: the hope is that it resums physically relevant higher-order contributions, so that $x[N/M]$ will be a better approximation to the observable A than the original truncated power series A_n .

In the absence of exact perturbative calculations for QCD observables beyond three loops, the evidence for the effectiveness of the PA method in QCD applications is mostly indirect:

- As already mentioned, PA's are successful in resumming the series as well as in predicting higher-order coefficients in other models [1, 2]: see also [4] and a recent review in [5]. Among these, an important example [2] is provided by the limit of QCD where the number of light flavours N_f becomes very large, although there are important differences in the physics described by this theory, due to its lack of asymptotic freedom. The large-order renormalon behavior of the perturbative coefficients is thought to resemble that of QCD, and there is a theorem that PA predictions for higher-order perturbative coefficients must converge if the perturbative series is dominated by a renormalon.
- Comparisons of the PA method [2] with other methods that seek to optimize the perturbative result through a proper choice of scale and scheme, such as the method of Effective Charges [6], the Principle of Minimal Sensitivity, [7] and the BLM scale-setting method [8] show good numerical agreement [2] for the Bjorken sum rule and in certain cases also exhibit close algebraic relations [3].
- PA's were found [2] to reduce the undesirable renormalization scale- and scheme-dependence of physical observables, as compared to the partial sums

on which they are based. Some understanding of this result was provided in [3], where it was proven that diagonal $x[N - 1/N]$ PA's become exactly scale invariant when the β function is approximated by its leading term. This strongly suggests that PA's resum correctly higher-order contributions associated with the running of the coupling constant: see also [9] for recent intriguing work along a somewhat related approach.

Despite these pieces of evidence for the relevance of PA's for QCD, there has so far, to our knowledge, been no direct diagrammatic interpretation of the summation by PA's. The magnitude of this problem can perhaps be seen from the fact that a Padé function has simple poles in the coupling-constant plane, and therefore cannot reproduce the expected factorial growth of the perturbative coefficients. This factorial growth is apparently an essential feature of higher-order contributions, appearing because of the flow of extremely high or extremely low momentum through virtual gluon lines, ultraviolet (UV) and infrared (IR) renormalons, respectively, and also because of the multiplicity of higher-order diagrams.

It is clear from these considerations that PA's cannot account for the full set of higher-order graphs. On the other hand, as reviewed above, there are strong indications for the relevance of the summation of higher orders of perturbative QCD by PA's. How can we interpret this summation in terms of Feynman diagrams?

Studies of higher-order perturbative QCD diagrams are often made by first decomposing them in a skeleton expansion, in which each term contains chains of vacuum polarization bubbles inserted in virtual-gluon propagators. These have been studied in the BLM approach, which seeks the optimal scale for evaluating each term in the skeleton expansion. The last step, the sum over skeleton graphs, is then similar to summation of perturbative contributions for a corresponding theory with $\beta = 0$, i.e., a conformal theory [15, 16]. We shall adopt a similar procedure here.

In this paper, we consider a subset of graphs corresponding to a single virtual-gluon exchange. We adopt the concept of the momentum distribution function introduced by Neubert [10] (see also [11]): in the large- β_0 limit, the all-order summation of diagrams is reduced to a single integral over all scales of the running coupling constant, with a weight function describing the distribution of momentum flowing through the gluon line [†]. This is natural in QED calculations where the standard running coupling $\alpha(-k^2)$ sums all vacuum polarization corrections to the photon propagator. In QCD, the same feature is incorporated into the $\alpha_s^V(-k^2)$ scheme defined from the potential for the color-singlet scattering of two heavy colored test charges. Since the coupling is singular in the large- β_0 limit, the integration over the gluon momentum yields in general renormalon singularities. We find that PA's make a systematic approximation to the momentum distribution function, thereby extending the leading-order BLM prescription.

In many physical cases, the distribution function has been found empirically to be

[†]The relation of the optimal renormalization scale and the BLM prescription to a weighted momentum flow integral is also discussed in refs. [12, 13].

non-negative [‡]. If the distribution function is indeed non-negative, the resummed amplitude defines a so-called Hamburger function [§]. Under this assumption, we obtain the following results:

- One may interpret the $x[N - 1/N]$ PA as a discrete approximation to the integral. This is because, for Hamburger functions, the poles of the diagonal PA's are all real, corresponding to meaningful physical scales, and their weights are all positive.
- Moreover, there is a formal connection between PA's and the Gaussian quadrature method for numerical integration [21]. The basis for this connection is the observation that using PA's amounts to approximating the distribution function by a sum of δ functions. The locations of these δ functions are determined by the poles of the PA, and their weights are determined by the residues.
- Furthermore, one can use a known PA-based method to bound rigorously the all-order distribution function, by using only the first few coefficients of the perturbative series.

It is natural to ask in addition whether higher-order PA's converge to the resummed result, i.e., to the value of the integral over the exact, continuous distribution function. This question is well posed only when the integral itself is well defined. However, it is well known that this is not the case in the presence of the IR renormalons expected in QCD, and indeed we find that in general PA's do not converge [¶]. Only if there are no IR renormalons, meaning that the momentum distribution function completely vanishes for “IR scales” in addition to being non-negative, in which case we would have a Stieltjes function rather than just a Hamburger function, would the integral be well defined on the positive real axis in the α_s plane. In this case, higher-order PA's do converge to the correct value.

The reader may find it useful if we relate our approach to that of [8]. This is based on choosing the renormalization scale of the coupling constant so that the next-to-leading (NLO) coefficient in the leading β_0 series vanishes. The physical meaning of this scale setting is that certain higher-order vacuum-polarization effects are taken into account. The analysis of [10] is a generalization of the BLM [8] approach. The BLM choice of scale amounts to approximating the continuous distribution function $\rho(s)$ by a single δ function [10]: $\rho(s) \rightarrow C_0 \delta(s - s_{BLM})$. As shown in [3], in the large- β_0 limit, the leading-order BLM procedure is also exactly equivalent to a $x[0/1]$ PA, i.e., the BLM procedure is equivalent to a single geometrical series in the renormalized coupling constant at an arbitrary scale. Here we show that higher-order diagonal $x[N - 1/N]$ PA's in the large β_0 limit can also be described naturally in the language of momentum distribution functions: they correspond to approximating

[‡]In some cases the UV cut-off must be chosen appropriately in order to achieve this.

[§]See [21] and section 3.1 for the exact definition.

[¶]Although the PA predictions for the next individual terms in the perturbation series become progressively more accurate.

the distribution function by N δ -functions, a multi-scale extension of the BLM idea. Several interesting extensions of the BLM method [8] have been suggested in the past [14, 15, 17]. The motivation was to include higher-order effects, both within the large- β_0 approximation and outside it. These suggestions were based on improving the leading-order BLM scale [14, 15], on introducing multiple scales to account for non-leading β_0 terms [15], improving the single BLM scale at higher order [16], and on setting the scheme by tuning the coefficients of the β function [17]. None of these extensions, however, introduces multiple scales already *within* the large- β_0 approximation, and in this sense these methods have no natural description in the physically attractive language of momentum distribution functions, as is done by diagonal PA's.

The outline of the paper is as follows: in the next section we review the BLM approach and the concept of a momentum distribution function. In section 3 we study the relation between PA's and approximations to the momentum distribution consisting of a sum of δ functions. We use some known mathematical results concerning Hamburger functions to draw the above-mentioned conclusions concerning the use of PA's in QCD. In section 4 we illustrate the application of our method to the vacuum polarization D function and the Bjorken sum rule in the large- β_0 limit. Finally, in section 5 we give our conclusions and discuss some questions raised by this work.

2 The BLM Method and the Momentum Distribution Function

2.1 Definition of the Momentum Distribution Function

The BLM method [8] seeks to absorb most of the growth of the higher-order perturbative QCD coefficients with an astute choice of renormalization scale in lower-order expressions. Formally, one arranges the perturbative series for a generic QCD observable in a skeleton expansion, whose coefficients are given by a conformal theory, and then seeks an optimal scale to evaluate each term in the skeleton expansion. The relation of this approach to the $x[0/1]$ PA in the large- β_0 approximation has been discussed in [3]. In order to go further, it is convenient to adopt the approach of [10], which considers the resummation of all orders of perturbative corrections to physical observables that depend on a single external momentum Q^2 . The resummation method described takes into account only the subset of graphs that can be described as an exchange of one effective virtual gluon, which is the simplest example of a term in the skeleton expansion. Resummation is achieved by using the running coupling constant $\alpha_s(-k^2)$ at the vertices, where k is the momentum flowing through the virtual gluon, instead of a renormalized coupling $\alpha_s(\mu^2)$ at some fixed scale μ .

The result of the improved calculation is denoted by A_{res} :

$$A_{res} = \int d^4k g(k, Q^2) \alpha_s(-k^2) = \int_0^\infty dt w^R(t) x^R(tQ^2) \quad (3)$$

where $g(k, Q^2)$ is the integrand of the Feynman diagrams. Clearly, an infinite number of diagrams is taken into account by this integral. The function $w^R(t)$ in (3) is interpreted as the *momentum distribution function* characterizing the virtuality of the exchanged gluon. It provides the weighting in the integral over the running coupling $x^R(tQ^2) = \alpha_s^R(tQ^2)/(4\pi)$. The superscript R stands for the renormalization scheme, and serves to remind us that both the distribution function and the running coupling depend on the scheme, whilst the resummed result A_{res} should be *scheme-invariant*.

In practice, for physical examples, A_{res} has been calculated to all orders only in the large- β_0 approximation, i.e., when the running of the coupling is controlled entirely by the 1-loop β function. Then

$$x^R(tQ^2) = \frac{x^R(Q^2)}{1 + \ln(t)\beta_0 x^R(Q^2)} \quad (4)$$

where $\beta_0 = \frac{11}{3}N_c - \frac{2}{3}N_f = 11 - \frac{2}{3}N_f$ for QCD. All-order calculations in this approximation are possible because the perturbative coefficients are proportional to the coefficients of the large- N_f limit [19, 20] in a non-Abelian theory such as QCD, in which the higher-order corrections are only due to fermion-loop insertions in the gluon propagator. It has been argued [10, 20] that, since β_0 is relatively large in QCD with a few light flavors, this approximation should be quite good, and we adopt it here.

We note that the integration in (3) includes both high momenta: $t \rightarrow \infty$ in the deep UV region and low momenta: $t \rightarrow 0$ in the deep IR region. Whilst the UV integration region is well defined, since renormalizability guarantees that $w^R(t)$ decreases fast enough, the IR integration region is ill defined, due to the Landau pole present in (4). This is how IR renormalons appear in this formulation, reminding us that perturbation theory in QCD is not adequate to describe well long-distance physics with a truncated lowest-order β function.

2.2 Renormalization-Scheme Independence

In the large- β_0 approximation, the dependence on the renormalization scheme can be removed from (3) [10]. This is because the dependence on the scheme enters only through the parameter \mathcal{C} , related to the finite part of a renormalized fermion-loop insertion in the gluon propagator: in the $\overline{\text{MS}}$ scheme $\mathcal{C} = -5/3$, and in the V-scheme $\mathcal{C} = 0$. One observes that $w^R(t)$ depends on \mathcal{C} , Q^2 , and μ^2 only through the combination $\mu^2/(Q^2 e^{\mathcal{C}})$, whilst $w^R(t)dt$ does not depend on \mathcal{C} at all. We follow [10] in defining

$$\tau \equiv t \frac{\mu^2}{Q^2 e^{\mathcal{C}}} \quad (5)$$

and a scheme-invariant momentum distribution

$$w(\tau) : w(\tau)d\tau = w^R(t)dt \quad (6)$$

In this notation, (3) becomes

$$A_{res} = \int_0^\infty w(\tau)x(\tau e^{\mathcal{C}}Q^2)d\tau \quad (7)$$

where $x(\tau e^{\mathcal{C}}Q^2)$ is scheme-invariant. Mathematically, the parameter \mathcal{C} plays here the same role as the scale μ , and therefore there is only one free parameter in the renormalization group. Finally, we conclude that as long as we use the integral representation of A_{res} , the choice of renormalization scheme does not change either $w(\tau)$ or the final result for A_{res} . We shall see shortly that this is not true when one uses a finite-order Taylor series A_n as an approximation for A_{res} , where scale and scheme dependence do appear. However, the use of diagonal $x[N - 1/N]$ PA's eliminates the scheme and scale dependence from the finite-order approximation for A_{res} [3].

For our purposes, it is convenient to rewrite (7) again, using $s \equiv \ln(\tau)$ as the integration variable:

$$A_{res} = \int_{-\infty}^\infty \rho(s)x(e^{s+\mathcal{C}}Q^2)ds \quad (8)$$

where $\rho(s) = w(\tau = e^s)e^s$. We then see from (4) that

$$x(e^{s+\mathcal{C}}Q^2) = \frac{x^R(\mu^2)}{1 + (s + \mathcal{C} - \ln(\mu^2/Q^2))\beta_0 x^R(\mu^2)} = \frac{x^R(Q^2)}{1 + (s + \mathcal{C})\beta_0 x^R(Q^2)} \quad (9)$$

and

$$A_{res} = \int_{-\infty}^\infty \rho(s) \frac{x^R(\mu^2)}{1 + (s + \mathcal{C} - \ln(\mu^2/Q^2))\beta_0 x^R(\mu^2)} ds \quad (10)$$

or

$$A_{res} = \int_{-\infty}^\infty \rho(s) \frac{x^R(Q^2)}{1 + (s + \mathcal{C})\beta_0 x^R(Q^2)} ds \quad (11)$$

We can think of s as a scale parameter: the long-distance physics is described by $\rho(s)$ for negative s , while short-distance physics is described by $\rho(s)$ for positive s .

2.3 Perturbative Expansion

We now turn to the perturbative treatment of A_{res} . We write the n -th order Taylor expansion for A_{res} as

$$A_{res} \sim A_n = x^R(\mu^2) \sum_{k=0}^n C_k^R(\mu^2) \left(\beta_0 x^R(\mu^2)\right)^k \quad (12)$$

where the coefficients $C_k^R(\mu^2)$ are moments of the distribution function $\rho(s)$:

$$C_k^R(\mu^2) = (-1)^k \int_{-\infty}^\infty \rho(s) \left(s + \mathcal{C} - \ln(\mu^2/Q^2)\right)^k ds \quad (13)$$

The first coefficient C_0 is just the integral over the momentum distribution function $\rho(s)$, i.e., its normalization, and does not depend on the scale and scheme. The second coefficient $C_1^R(\mu^2)$ is related to the average momentum flowing through the virtual gluon, and depends on the scale and scheme through

$$C_1^R(\mu^2) = C_1^R(Q^2) + C_0 \ln(\mu^2/Q^2) \quad (14)$$

and

$$C_1^R(\mu^2) = C_1^V(Q^2) - C_0 (\mathcal{C} - \ln(\mu^2/Q^2)) \quad (15)$$

where the superscript V stands for the V scheme: $\mathcal{C} = 0$, and R stands for a generic scheme characterized by some other value of \mathcal{C} . Higher-order coefficients are given by higher moments of $\rho(s)$, and depend on the scale and scheme through higher powers of $(\mathcal{C} - \ln(\mu^2/Q^2))$.

Consequently, at any finite order n there is some residual dependence of the partial sum A_n on the renormalization scheme and scale, through the combination $(\mathcal{C} - \ln(\mu^2/Q^2))$. This dependence is formally of the next order in the coupling, but in practice it can be quite large and an inappropriate choice of the scale and scheme can lead to misleading results, as we show later for the example of the vacuum polarization D function - see Fig. 1.

2.4 The BLM Prescription as a Narrow-Width Approximation

As was shown in [3] and mentioned in the Introduction, the $x[N - 1/N]$ PA based on $A_n : n = 2N - 1$ eliminate the scale and scheme dependence completely from the finite-order approximation to A_{res} . As was also mentioned in the Introduction, the BLM prescription is based on choosing a renormalization scale so that the NLO coefficient vanishes in the large- β_0 approximation in which we work. We see from (13) that this translates into

$$\int_{-\infty}^{\infty} \rho(s) [s + \mathcal{C} - \ln(\mu_{BLM}^2/Q^2)] ds = 0 \quad (16)$$

and therefore

$$(\mu_{BLM}^R)^2 = Q^2 \exp \left(\mathcal{C} + \frac{\int_{-\infty}^{\infty} \rho(s) s ds}{\int_{-\infty}^{\infty} \rho(s) ds} \right) = Q^2 e^{-C_1^R(Q^2)/C_0} \quad (17)$$

By construction in the BLM method, the NLO approximation A_2 to A is equal to the leading-order approximation A_1 . We obtain from (12) and (17)

$$A_{res} \sim A_1(BLM) = A_2(BLM) = C_0 x^R (Q^2 e^{-C_1^R(Q^2)/C_0}) \quad (18)$$

Note that the leading-order BLM result is scheme-invariant, whilst μ_{BLM} is scheme-dependent.

Another way to obtain the BLM result, which will be important for our later generalization, is the following. Starting with (8), when only the first two coefficients C_0 and $C_1^R(Q^2)$ are known, one can ask for what approximation to $\rho(s)$ is the integral representation for A_{res} equal to $A_1(BLM)$. The answer is [10]

$$\rho(s) = C_0 \delta \left(s + \mathcal{C} + \left(C_1^R(Q^2)/C_0 \right) \right). \quad (19)$$

Note that this $\rho(s)$ is scheme-invariant, as it should be. The BLM method can be thought of as an approximation to the distribution function by a single δ function located at the BLM scale. As stressed in [10], this is a good approximation only if the distribution function is narrow. Information about the width and shape of the distribution function are encoded in higher-order coefficients, which are higher-order moments of the distribution function.

To see this in another way, we substitute (19) into (11), obtaining

$$A_{res} \sim A_1(BLM) = C_0 \frac{x^R(Q^2)}{1 - (C_1^R(Q^2)/C_0) \beta_0 x^R(Q^2)}. \quad (20)$$

which is another, exactly equivalent, representation of (18). We stress again that the result is exactly scale- and scheme-invariant. We could, just as well, write it as

$$A_{res} \sim A_1(BLM) = C_0 \frac{x^R(\mu^2)}{1 - (C_1^R(\mu^2)/C_0) \beta_0 x^R(\mu^2)}. \quad (21)$$

In our notation, (21) is an $x[0/1]$ PA. The leading-order BLM approximation in the large- β_0 approximation is therefore equivalent to the assumption that, when a given perturbative series is known up to NLO: $x(C_0 + C_1 x)$, an improvement is achieved by continuing it as a geometrical series with the ratios of coefficients taken as C_1/C_0 , obtaining: $x(C_0 + C_1 x + C_1^2/C_0 x^2 + \dots)$. In the case of a positive distribution function $\rho(s)$, this is probably a better approximation than using the NLO truncated series at an arbitrary scale and scheme. However, it is not a good approximation unless the distribution function is narrow. In the next section, we will see how $x[N-1/N]$ PA's provide better approximations at higher orders, whilst maintaining the scale-independence property.

3 Positive Momentum Distribution Functions and PA's

3.1 Positivity and Hamburger Functions

A probabilistic interpretation of the momentum distribution function has been proposed in [10]: clearly, an important issue for this interpretation is whether the distribution function $\rho(s)$ is non-negative. Moreover, if the sign of $\rho(s)$ changes, and in particular if there are large cancellations within the first moments, the BLM

method may give bad predictions. The BLM scale (17) might not describe accurately the typical virtuality of the gluon in such a case. The possibility of a change of sign in $\rho(s)$ is not excluded in [10]. However, the examples given there suggest that the positivity of $\rho(s)$ may indeed be generic. This is certainly the case for the vacuum-polarization D function: $\rho(s) \geq 0$ for any s , and for the Bjorken sum rule, as we show in section 4.2. In examples drawn from heavy-quark physics, $\rho(s)$ becomes negative only as an artefact of the UV cut-off, and it may well be that $\rho(s)$ would be non-negative for an appropriate choice of the UV regulator.

In the rest of this paper we restrict our attention to cases where $\rho(s) \geq 0$ for any s . This will be a crucial assumption for most of our results, which can be checked only if $\rho(s)$ is calculated exactly, or if suitable general theorems can be proven.

We begin by showing that the resummed result in the large- β_0 limit is a Hamburger function of the renormalized coupling. Our starting point is expression (11) for the resummed result in the large β_0 approximation. Since the integral is scale- and scheme-invariant, we can work in the V scheme where $\mathcal{C} = 0$, and use the renormalization scale $\mu^2 = Q^2$, without loss of generality. In the large- β_0 approximation, it is convenient to define $z = \beta_0 x^V(Q^2)$ as the coupling constant. Thus we get:

$$f(z) \equiv A_{res}/\beta_0 = \int_{-\infty}^{\infty} \rho(s) \frac{z}{1+sz} ds = \int_{-\infty}^{\infty} \frac{z}{1+sz} d\phi(s) \quad (22)$$

where $\phi(s)$ has the property that $\rho(s) = d\phi(s)/ds$. Then we define the moments

$$f_i \equiv (-1)^i C_i^V(Q^2) = \int_{-\infty}^{\infty} s^i d\phi(s) \quad (23)$$

for $i \geq 0$.

If the moments are finite and $\rho(s)$ is a non-negative function, i.e., $\phi(s)$ is a non-decreasing function, then $f(z)$ is a **Hamburger function** [21]. Although $f(z)$ has a cut on the real axis, it is well defined for complex arguments. In the special case where the integration is limited to positive values of s , i.e., $\rho(s) = 0$ for $s < 0$, $f(z)$ is a **Stieltjes function**, which is well defined on the positive real axis, since it has a cut only for negative real z values. In this case, the moments f_i are all positive and the perturbative series $z \sum_{i=0}^{\infty} f_i (-z)^i$ is a Borel-summable asymptotic series. However, QCD momentum distribution functions are not Stieltjes functions, since long-distance effects make $\rho(s)$ non-zero for negative scales s .

At the present stage of knowledge of QCD, the statement that A_{res} should be a Hamburger function for a generic physical observable is just an assumption, equivalent to assuming that $\rho(s)$ is positive. If one knows only the first n perturbative coefficients, one cannot construct the exact distribution and therefore cannot prove that it is indeed a Hamburger function. However, Hamburger functions satisfy certain consistency conditions: these can be checked already using the first few calculated moments, and functions that do not satisfy them *cannot be* Hamburger functions.

One such criterion is the following: consider the determinants $D(m, n)$ defined by:

$$D(m, n) = \begin{vmatrix} f_m & f_{m+1} & \cdots & f_{m+n} \\ f_{m+1} & f_{m+2} & \cdots & f_{m+n+1} \\ \cdot & \cdot & & \cdot \\ \cdot & \cdot & & \cdot \\ \cdot & \cdot & & \cdot \\ f_{m+n} & f_{m+n+1} & \cdots & f_{m+2n} \end{vmatrix}$$

In the case of a Hamburger function, the determinants $D(m, n)$ for even m and any n are positive [21]. Another criterion is provided by the PA's discussed shortly: if the poles of the $z[N - 1/N]$ PA's include complex pairs, the momentum distribution function cannot be a Hamburger function.

3.2 Properties of PA's of Hamburger Functions

We now use the characteristics of Hamburger functions to draw conclusions on the use of PA's for resumming the perturbative series for a positive distribution function. We first draw attention to the theorem that a PA of a Hamburger function has only real roots and positive weights. This means that successive PA's define approximations to the distribution function in terms of δ functions with the corresponding locations and weights. The first such approximation at NLO is provided by the $x[0/1]$ PA, which is equivalent to the BLM method [3], and higher-order approximations are provided by the $x[N - 1/N]$ PA's. These approximations to the momentum distribution function have the advantage of yielding scale- and scheme-invariant results when one integrates, in the large- β_0 approximation. As we discuss in more detail below, these approximations chosen by the PA are identical to the optimal choices based on the all-order distribution function according to the Gaussian quadrature method for numerical integration. Then we show how, for a Hamburger function, the first few coefficients of the perturbative series can be used to set rigorous bounds on the all-order momentum distribution function. Finally, we discuss the non-convergence of PA's due to the presence of IR renormalons, and mention the non-physical case of a Borel-summable series that defines a Stieltjes function, for which PA's do converge.

In the language of momentum distribution functions, the perturbative coefficients may be interpreted as moments of the *exact* distribution function, as in (13). For a Hamburger function, it can be shown [21] that the $z[N - 1/N]$ PA constructed from the partial sum $z \sum_{i=0}^n f_i(-z)^i$, where $n = 2N - 1$, may be written as:

$$f(z) \sim z[N - 1/N] = \sum_{i=1}^N \frac{r_i z}{1 + q_i z} \quad (24)$$

where (i) the locations of the poles $-1/q_i$ are *on the real axis*, and (ii) the weights r_i are *positive* for all $i = 1, 2, \dots, N$. ^{||}

^{||}Note that the signs of the residues r_i/q_i are determined by the signs of the q_i .

3.3 Approximations to the Momentum Distribution Function

It is easy to construct approximations to $\rho(s)$ which yield (24) when substituted in (22). These approximating distributions, which we denote by $\rho_N(s)$, are given by

$$\rho_N(s) = \sum_{i=1}^N r_i \delta(s - q_i). \quad (25)$$

In words, the approximations are given by sums of N δ functions, located at the points $q_i = -1/p_i$, where the $z = p_i$ are the PA pole locations, and with weights r_i . Therefore PA's have very natural descriptions as approximations to the momentum distribution function. Correspondingly, $\phi(s)$, the indefinite integral of $\rho(s)$ is approximated by monotonically non-decreasing piecewise-constant functions with N steps:

$$\phi_N(s) = \sum_{i=1}^N r_i \theta(s - q_i) \quad (26)$$

where $\theta(s)$ is the Heaviside function.

We note that the naive n th-order perturbation series has no natural description in terms of the distribution function. Formally, it may be expressed as a singular function composed of the n first derivatives of the Dirac δ function:

$$z \sum_{k=0}^n C_k z^k = \int_{-\infty}^{\infty} \tilde{\rho}(s) \frac{z}{1 + sz} ds \quad (27)$$

for $\tilde{\rho}(s) = \sum_{k=0}^n (C_k/k!) \delta^{(k)}(s)$. It is clear that the corresponding $\tilde{\phi}(s)$ is in general not a good approximation to $\phi(s)$: for one thing, it is not a monotonically non-decreasing function.

3.4 Relation to the Gaussian Quadrature Method

To underline further the utility of PA's, we note that there is a formal mathematical relation between them and the Gaussian quadrature method for numerical integration, which may provide an opportunity to extend the resummation to include non-leading terms in β_0 .

The basic quadrature problem is a generalization of ours, namely to find a formula for the numerical integration of a given arbitrary function $y(s)$ with respect to a positive weight function $\rho(s)$:

$$\int_a^b y(s) \rho(s) ds = \sum_{i=1}^N y(s_i) w_i + e_N \quad (28)$$

where e_N is the error. One seeks the sampling points s_i and weights w_i which minimize the error e_N . The well-known N th-order Gaussian Quadrature method reviewed in [21] is to choose the N sampling points and corresponding weights such

that *any polynomial* function of maximal order $n = 2N - 1$ substituted for $y(s)$ will be integrated *exactly*. The error for any other smooth function will in general be small, since it results only from the difference between the exact $y(s)$ and its best weighted polynomial approximation. The condition that any polynomial of maximal order n will be integrated exactly is:

$$\int_a^b s^k \rho(s) ds = \sum_{i=1}^N s_i^k w_i \quad (29)$$

for $k = 0, 1, \dots, n$.

It is easy to see that the required sampling points and weights can be obtained from the $x[N - 1/N]$ PA of the following Hamburger function:

$$\int_a^b \frac{1}{1 + zs} \rho(s) ds = \sum_{i=1}^N \frac{w_i}{1 + zs_i} + O(z^{2N}) \quad (30)$$

In other words, the Gaussian quadrature formula for numerical integration is obtained by replacing the exact continuous distribution function $\rho(s)$ by a weighted sum of δ functions, with locations and weights determined by the $x[N - 1/N]$ PA of the corresponding Hamburger function.

Specializing now to the physical QCD problem, we start with the following general expression for A_{res} :

$$A_{res} = \int_{-\infty}^{\infty} x(e^{s+c} Q^2) \rho(s) ds = \int_{-\infty}^{\infty} x^V(e^s Q^2) \rho(s) ds \quad (31)$$

In order to relate our problem to the Gaussian quadrature integration problem, we identify the function $y(s)$ over which one integrates in (28) with the running coupling constant: $y(s) = x^V(e^s Q^2)$, and the weight function $\rho(s)$ with the Hamburger momentum distribution function. The infinite integration range is not expected to cause any trouble, since $\rho(s)$, being renormalized and IR finite, is expected to vanish for large positive and negative arguments. Thus our physical resummation problem is very close to the Gaussian quadrature integration problem described above. The one difference in our physical problem is that the running coupling constant is integrated with respect to a weight function that is not fully known. The only pieces of information we have about this function are its first few moments C_0 through C_n . This is to be contrasted with the mathematical integration problem, where the weight function $\rho(s)$ is known exactly, but we limit the numerical calculation to a certain order, for other reasons. However, at any given order, the choices of scales and weights furnished by the $x[N - 1/N]$ PA of the corresponding Hamburger function is identical with the optimal choice, according to the Gaussian quadrature formula based on the *exact* weight function. Specifically, we obtain

$$A_{res} \sim \sum_{i=1}^N r_i x^V(e^{q_i} Q^2) \quad (32)$$

where the locations q_i and weights r_i are computed from the $z[N - 1/N]$ PA (24) of the leading order of the large- β_0 series. As already remarked, the usual BLM approach corresponds to $N = 1$. Since the running coupling cannot be described as a finite-order polynomial in the scale, but rather as an infinite-order series, the PA's cannot yield the full all-order resummation, but they do yield 'optimal' approximations to it.

One can also use equation (32) to resum effects that are non-leading in β_0 in the running of the coupling constant, simply by using a higher-order formula for $x^V(Q^2)$, involving β_1 , β_2 and so on. We note that this procedure for using PA's to resum the series is *different* from simply constructing the PA's of the partial sums that contain non-leading terms in β_0 . It seems likely to give more precise results, though this requires further study.

3.5 Bounding the Momentum Distribution Function

In practice, one wishes to use the PA method and the momentum distribution formalism for QCD observables for which we know only a few low-order perturbative coefficients. As we have shown, PA's provide an approximation for the distribution function, and one then integrates over the coupling constant with this approximate distribution function as a weight. Mathematically, this is analogous to a moment problem, namely the construction of a distribution function from its moments. If we assume that the momentum distribution is non-negative, we obtain the so-called Hamburger moment problem. We have already seen how the $x[N - 1/N]$ PA's are related to approximations to the integral of the momentum distribution function involving N steps (26). In this subsection, we use some further mathematical theorems related to the Hamburger moment problem [21] to show how the all-order distribution function can be bounded rigorously - assuming that it is non-negative - by continuous upper and lower bounds that are based on PA's, using only the first few coefficients of the perturbative series.

We start with the definition (22) of the Hamburger function, and assume that the moments f_i defined by (23) are known for $i = 0, 1 \dots 2M$ ($M \geq 1$). As before, we consider the partial sum $z \sum_{i=0}^n f_i(-z)^i$: $n = 2M + 1$, and construct the diagonal PA as usual:

$$z[M/M + 1] = z \frac{A^M(z)}{B^{M+1}(z)} \quad (33)$$

where $A^M(z)$ and $B^{M+1}(z)$ are polynomials of orders M and $M + 1$, respectively. In principle, we cannot construct this PA if f_{2M+1} is unknown. However, the value of f_{2M+1} will eventually be eliminated from our final results for the bounds on the distribution function, so knowing it is actually *not* essential for our present purpose.

Following the method described in part II, section 3.2 of [21], we construct another PA:

$$z[M/M] = z \frac{C^M(z)}{D^M(z)} \quad (34)$$

where $C^M(z)$ and $D^M(z)$ are both polynomials of order M . We note that $z[M/M]$ is an off-diagonal approximant, and is therefore not invariant under scale and scheme transformations, in contrast to the $z[M/M+1]$ PA **. An important observation is that $z[M/M]$, like the $z[M/M+1]$ PA, has only real roots.

Using the two PA's (33, 34), we introduce an auxiliary variable w and define

$$g(z) \equiv D^M(z)B^{M+1}(w) - D^M(w)B^{M+1}(z) \quad (35)$$

and

$$h(z) \equiv C^M(z)B^{M+1}(w) - D^M(w)A^M(z) \quad (36)$$

It is helpful to think of $g(z)$ and $h(z)$ as polynomials in z , with w -dependent coefficients. One can then develop some intuition for several interesting results on the ratio $h(z)/g(z)$, provided in ref. [21]. We do not prove them here: rather, we summarize them briefly and refer the interested reader to [21] for details:

- The quantity $zh(z)/g(z)$ is an approximation to the original Hamburger function $f(z)$, with the property that:

$$(f(z)/z)g(z) - h(z) = O(z^{2M+1}) \quad (37)$$

- The quantity $zh(z)/g(z)$ can be written in the form

$$z \frac{h(z)}{g(z)} = \sum_{j=1}^{M+1} \frac{z\rho_j}{1+z\zeta_j} \quad (38)$$

where ρ_j and ζ_j depend on w . In particular, $\zeta_k = -1/w$ for some k .

- Mimicking the relationship (22) between $f(z)$ and $\phi(s)$, one can construct from (38) a monotonically increasing integral distribution function $\psi(s)$,

$$\psi(s) = \sum_{j=1}^{M+1} \rho_j \theta(s - \zeta_j) \quad (39)$$

that, because of the property mentioned above, has a point of increase at $s = -1/w$.

- One can then define

$$\begin{aligned} \psi_-(s) &\equiv \lim_{w=(-1/s)^-} \psi(s) \\ \psi_+(s) &\equiv \lim_{w=(-1/s)^+} \psi(s) \end{aligned} \quad (40)$$

and it can be shown that, for any s ,

$$\psi_-(s) \leq \phi(s) \leq \psi_+(s) \quad (41)$$

**However, our final bounds *are* scheme and scale independent.

These results imply that the assumption that the distribution function $\rho(s)$ is non-negative allows one not only to extract some good approximations to the all-order distribution from the first few coefficients, but also to evaluate the errors, by the construction of rigorous bounds on the distribution. The bounds (41), just like the $x[N - 1/N]$ PA's are renormalization-scale and scheme invariant. This is a direct consequence of the fact that $zh(z)/g(z)$ is a $z[M/M + 1]$ PA for any value of the parameter w .

As an illustration, we present here the explicit results for the bounding distribution function in the case where only three coefficient in the perturbative series are known, namely $M = 1$ in the above general analysis. This is both the simplest case where such bounds can be formed, and the maximal order for which QCD observables have been fully calculated up to now. Thus, we start with a series:

$$f(x) = x(C_0 + C_1x + C_2x^2) \quad (42)$$

and use the $x[1/1]$ and $x[1/2]$ PA's to obtain the following bounds:

$$\psi_-(s) = \frac{(C_0s + C_1)^2}{C_0s^2 + 2C_1s + C_2} \theta\left(s + \frac{C_1s + C_2}{C_0s + C_1}\right) \quad (43)$$

and

$$\psi_+(s) = \psi_-(s) + \frac{C_0C_2 - C_1^2}{C_0s^2 + 2C_1s + C_2} \quad (44)$$

We see that the bounds approach each other as the series resembles more closely a geometrical series, as intuitively expected.

Finally, we note a certain complementarity between this method of constructing bounds for the distribution function, and the previous PA estimates of the distribution function. This arises because the bounds are based on the perturbative series $z \sum_{i=0}^n f_i(-z)^i$ evaluated to some *even* order $n = 2M$, whereas the $x[N - 1/N]$ PA requires the knowledge of the perturbative coefficients to some *odd* order, $n = 2N - 1$.

3.6 Convergence of Higher-Order PA's

Knowing that PA's resum a generic perturbative QCD series, one may naively expect that they should converge at high orders. However, it is well known that perturbative series in QCD do not contain full information about long-distance effects. In particular, IR renormalons appear in the formalism of the momentum distribution function through the combination of the non-vanishing of the distribution function $\rho(s)$ at negative s with the Landau pole in the running of the coupling constant seen in (10). Mathematically, this implies that A_{res} has a cut on the real axis. From the physical point of view, this can only be avoided [10, 22] by postulating freezing of the coupling constant [23]: for a recent discussion, see [24].

From a mathematical point of view, it is interesting to look at another limit in which A_{res} is well defined on the positive real axis, namely when $\rho(s)$ vanishes for negative s . If one assumes that $\rho(s) = 0$ for negative s in (22), in addition to the

assumption that $\rho(s)$ is non-negative, as already mentioned one obtains a Stieltjes function:

$$f(z) = \int_0^\infty \rho(s) \frac{z}{1+sz} ds \quad (45)$$

rather than a Hamburger function. In this case, $f(z)$ is well defined on the positive real axis, though it still has a cut on the negative real axis, and therefore the formal Taylor expansion of $f(z) \sim z \sum_{i=0}^\infty f_i(-z)^i$ has a zero radius of convergence. Unlike the Hamburger series, where the coefficients have no definite sign, here the series oscillates in sign, since the moments f_i are all positive. There is a theorem [21] for Stieltjes series that higher-order PA's *converge* to the *true Borel sum* of the series, even though the perturbative power series diverges.

In QCD, both the UV and the IR parts of the momentum distribution function are expected to exist, so we do not have the case of a Stieltjes series. Moreover, studies of different examples indicate that the errors of PA's are particularly large when the IR and UV parts are about equally important. However, we should like to stress that the non-convergence of increasing-order PA's is expected to be much softer than that of the corresponding partial sums in perturbative QCD. Whilst PA's oscillate around the Cauchy Principal Value of the Borel-resummation integral [2], the partial sums diverge badly due to the zero radius of convergence of the series. Thus the effects as well as the reasons for the divergences are different.

4 Some Worked Examples

4.1 The Vacuum Polarization D Function

As a first example of the general results of Sec. 3, we choose the particular case of the vacuum-polarization D function

$$D(Q^2) = 4\pi^2 Q^2 \frac{d\Pi(Q^2)}{dQ^2} = N_c \sum_f Q_f^2 [1 + A_D(Q^2)] \quad (46)$$

to test our method. We neglect here a small light-by-light contribution. For this example, the all-order resummed result is known in the large- β_0 approximation [18, 19, 20]: see also [25]. Following [10], we write the momentum distribution function in the form

$$\begin{aligned} \rho_D(s) &= 8C_f e^s \times \\ &\left\{ \left(\frac{7}{4} - s \right) e^s + (1 + e^s) [L_2(-e^s) + s \ln(1 + e^s)] \right\} \quad s < 0 \\ &\left\{ 1 + s + \frac{e^{-s}}{2} \left(\frac{3}{2} + s \right) + (1 + e^s) [L_2(-e^{-s}) - s \ln(1 + e^{-s})] \right\} \quad s > 0 \end{aligned} \quad (47)$$

where $L_2(x) \equiv -\int_0^\infty \frac{dy}{y} \ln(1-y)$ and $\rho_D(s)$ is the weight function for the resummation integral:

$$A_D(Q^2) = \int_{-\infty}^\infty \rho_D(s) \frac{x^R(Q^2)}{1 + (s + \mathcal{C})\beta_0 x^R(Q^2)} \quad (48)$$

where we choose the renormalization scale $\mu^2 = Q^2$, but still allow for an arbitrary scheme R . Using equation (48) we can obtain any required coefficient $d_k^R(Q^2)$:

$$d_i^R = (-1)^i \int_{-\infty}^{\infty} \rho_D(s) (s + \mathcal{C})^i ds \quad (49)$$

and the n th-order partial sum is:

$$A_n(Q^2) = x^R(Q^2) \sum_{i=0}^n d_i^R(\beta_0 x^R(Q^2))^i \quad (50)$$

whose accuracy we now compare with PA's.

Fig. 1 presents the partial sums $A_n(Q^2)$ (50), as a function of n for $Q^2 = 2 \text{ GeV}^2$. At this low value of Q^2 the perturbative series starts to diverge already at relatively low order: $n \sim 5$, so the differences between various renormalization schemes and other calculational approaches is readily apparent. The horizontal continuous line in Fig. 1 represents the all-order resummation of the leading β_0 terms, as calculated by taking the Cauchy Principal Value of the integral in (48). The two horizontal dash-dotted lines correspond to the maximal uncertainty which is inherent to the integration in (48), due to the first IR renormalon.

Superposed on the all-order resummation results in Fig. 1, we show the naive perturbation theory partial sums in various schemes with $\mu^2 = Q^2$. In this case, the $\overline{\text{MS}}$ partial sums of increasing order converge quite nicely to the all-order result, whilst the V -scheme results are totally misleading. It is important, however, to realize this relative success of $\overline{\text{MS}}$ with $\mu^2 = Q^2$ in this case has no known theoretical basis. There are other examples where $\overline{\text{MS}}$ with $\mu^2 = Q^2$ is not a good choice, such as the Bjorken sum rule considered in [2]. It is clear that, if one chooses to evaluate partial sums, it is essential to have some criterion for choosing an appropriate renormalization scale and scheme ^{††}.

An example of a judicious choice of scale is provided by the BLM criterion, which sets the scale such that the NLO contribution vanishes, as seen in Fig. 1, where the leading-order and NLO BLM results are indeed the same. The alternative and generalization to higher orders that we suggest, namely the $x[N - 1/N]$ PA, does not have any scale ambiguity. The $x[N - 1/N]$ results presented in the figure are on par with what one gets after *optimal* tuning of renormalization parameters within the usual schemes, and certainly much better than the results with a generic choice of renormalization scheme and scale.

Next we consider the equivalence between taking the $x[N - 1/N]$ PA of the perturbative series and approximating the momentum distribution function by a weighted sum of δ functions, as discussed in section 3.3. The large- β_0 D-function momentum distribution of (48) is indeed non-negative, and the resummed result $A_D(Q^2)$ is therefore a Hamburger function. Hence the results of section 3 are fully

^{††}As mentioned in section 2, the scale and scheme parameters play the same mathematical role in the large- β_0 limit, so there is only one parameter to tune in this case. Beyond the large- β_0 approximation, there are more parameters to specify.

applicable to this physical example. Since the final result in our method is scheme- and scale-independent, we are free to choose the V -scheme with $\mu^2 = Q^2$, which simplifies the calculations. Starting with the n th-order perturbative series, where $n = 2N - 1$:

$$A_D \sim x^V(Q^2) \sum_{i=0}^n d_i^V (\beta_0 x^R(Q^2))^i = \frac{1}{\beta_0} z \sum_{i=0}^n d_i^V z^i \quad (51)$$

with the coefficients d_i^V calculated from (49) with $\mathcal{C} = 0$, we construct the $z[N-1/N]$ PA. We determine numerically the locations of its poles and their corresponding residues. As guaranteed by the general theorem [21], all the PA poles $-1/q_i$ are real and all the weights r_i are positive for any i . We then find, for every $z[N-1/N]$ PA, the corresponding approximations to the momentum distribution function $\rho_D(s)$:

$$\rho_N^D(s) = \sum_{i=1}^N r_i \delta(s - q_i). \quad (52)$$

and to its indefinite integral $\phi_D(s)$

$$\phi_N^D(s) = \sum_{i=1}^N r_i \theta(s - q_i) \quad (53)$$

as described in section 3.

We illustrate in Fig. 2 the way in which the momentum distribution function $\rho(s)$ for the D function is approximated by a sum of N δ functions, corresponding in panel (a) to the $x[N-1/N]$ PA's for $N = 1$ through 3, and in panel (b) to the higher-order case $N = 12$. In each panel, the exact continuous distribution $\rho_D(s)$ of (48) is shown here as a solid line. Superposed on it, we plot the locations q_i and weights r_i of the δ functions which compose the function $\rho_N^D(s)$ of (52). At leading order, the $x[0/1]$ PA coincides with the BLM method, as can be verified from the value of the scale parameter: $s_{BLM}^V \simeq 0.975$, which corresponds to $\mu_{BLM}^V \simeq 1.628\sqrt{Q^2}$. The convergence of higher-order PA's is particularly clear in panel (b) of Fig. 2 - note that the vertical scale is logarithmic.

Fig. 3 shows the corresponding integral $\phi(s)$ of the distribution function for the D function, including both the exact distribution $\phi_D(s)$ (continuous line) and the first three approximations of (53), that correspond to the $x[N-1/N]$ PA's for $N = 1, 2, 3$. We see how the N steps imitate the shape of the all-order momentum distribution, based only on knowledge of the first few moments of the distribution.

Finally, in Fig. 4 we illustrate the PA-based bounding technique of section 3.5, for the same example of the vacuum-polarization D function. The exact integral distribution function $\phi_D(s)$ is again plotted as a continuous line. We have calculated the upper and lower bounds in the two simplest cases, the first being based on the $x[1/2]$ and $x[1/1]$ PA's and requiring knowledge of d_0, d_1 and d_2 (plotted as a dashed line), and the second being based on the $x[2/3]$ and $x[2/2]$ PA's and requiring the knowledge of d_0 through d_4 (dotted line). As before, the calculation was done in the V scheme. Just as for the $x[N-1/N]$ PA, if one uses the bounds on the distribution

function in order to integrate over the coupling constant, one obtains a scale- and scheme-independent result.

We conclude this subsection with an interesting empirical finding, for which we have no good explanation. As can be seen in Fig. 4, the arithmetic mean of the upper and lower bounds on the distribution function is quite close to the exact all-order result. This may very well be a coincidence, but also might have some deeper theoretical justification.

4.2 The Bjorken Sum Rule

As an indication that the above example is not isolated, we now consider the perturbative QCD series for the Bjorken sum rule, again in the large- β_0 approximation. This series is known to have a particularly simple structure in the Borel plane [26, 20]:

$$B(u) = \frac{4}{9} \frac{1}{(1+u)} - \frac{1}{18} \frac{1}{(1+\frac{1}{2}u)} + \frac{8}{9} \frac{1}{(1-u)} - \frac{5}{18} \frac{1}{(1-\frac{1}{2}u)} \quad (54)$$

where $B(u)$ is the Borel transform, containing only four simple poles. Using an inverse Laplace integral [10] we can derive from (54) the corresponding momentum distribution function:

$$\rho(s) = 4 \left[\left(\frac{8}{9} e^{-s} - \frac{2}{9} e^{-2s} \right) \theta(s) + \left(\frac{16}{9} e^s - \frac{10}{9} e^{2s} \right) \theta(-s) \right] \quad (55)$$

This momentum distribution function is plotted in Fig. 5, where we see explicitly that it is positive, and hence defines a Hamburger function, as is the vacuum-polarization D function in the large- β_0 limit.

It is clear that the steps carried out for the previous example, namely the approximation of $\rho(s)$ (55) by a sum of δ functions, the evaluation of the corresponding integral $\phi(s)$ and the establishment of PA-based bounds, can be carried out in a similar way, but we do not enter here into the details.

5 Conclusions

This paper has been devoted to analyzing the PA method in QCD, and to understanding the reasons for its success in resumming perturbative series, which were previously unclear [1, 2]. We now understand that rigorous conclusions can be drawn in the large- β_0 limit regarding the use of PA's. In particular, we find that the $x[N - 1/N]$ PA's are the most appropriate for resumming the series, because of two important characteristics.

- They are scale and scheme invariant [3].
- If the momentum distribution of a virtual gluon in a generic QCD observable is non-negative, the resummation integral - which is a weighted average of the running coupling - defines a Hamburger function. In this case, the $x[N - 1/N]$

PA is also the result of an exact integration of the coupling constant over the N th-order optimal approximation to the momentum distribution function. Therefore, the resulting resummation makes full use of the first $n + 1 = 2N$ coefficients of the series that are known.

We also saw how the assumption of positivity of the momentum distribution function allows one to construct scale- and scheme-invariant bounds on the all-order distribution, using knowledge of the first few perturbative coefficients.

There are two main questions that our work raises. The first is: What are the conditions for our conjecture on the positivity of the distribution function to be valid? In some cases, where the large- β_0 all-order resummation has been performed, this can be checked explicitly, as was done for the D function in [10] and for the Bjorken sum rule in this paper. In other cases, where only a few first coefficients are known, it would only be possible to disprove the conjecture, as discussed in section 3.1. It would be very interesting to find theoretical justification why the momentum distribution function should be positive.

The second question is: How can one extend the PA's method, and use it outside the large- β_0 limit? It is obvious that the rigorous results we have obtained in this limit cannot be extended in a straightforward manner. The naive approach of using the $x[N - 1/N]$ PA of the full series is not very well motivated by the momentum distribution concept, and gives a wrong functional dependence on the number of colors and light flavors. An alternative, which is motivated by the Gaussian quadrature integration procedure, is described in section 3.2. The basic idea is to use the scales and weights of the corresponding large- β_0 series, and a higher-order formula for the running coupling constant. This method does not fully use the perturbative coefficients that are known, so there is still room for further improvement.

Despite the persistence of these open questions, we feel that the analysis of this paper has contributed to a useful theoretical foundation for the use of PA's in applications to perturbative QCD, and also clarified in a useful way the relation of the BLM method to the PA approach. We hope that this paper may serve as a helpful building block in the search for an eventual optimal strategy for exploiting the information contained in perturbative QCD series. Higher-order QCD calculations have recently taken several impressive steps forward. However, it seems in many cases unlikely that the following terms in the series will be forthcoming in the foreseeable future. Moreover, we shall in any case only have access to a finite set of exact terms in any perturbative QCD series. Therefore tools to optimize the return on the investment made in exact calculations will always be a welcome input to making precision tests of QCD and understanding its place in an eventual unified theory. We believe that both PA's and the BLM method both contribute to the fashioning of these tools.

Acknowledgments

The research of E.G. and M.K. was supported in part by the Israel Science Foundation administered by the Israel Academy of Sciences and Humanities, and by a Grant from the G.I.F., the German-Israeli Foundation for Scientific Research and Development. The research of M.A.S. was supported in part by the U.S. Department of Energy under Grant No. DE-FG05-84ER40215.

References

- [1] M.A. Samuel, G. Li and E. Steinfelds, *Phys. Rev.* **D48**(1993)869 and *Phys. Lett.* **B323**(1994)188; M.A. Samuel and G. Li, *Int. J. Th. Phys.* **33**(1994)1461 and *Phys. Lett.* **B331**(1994)114.
- [2] M.A. Samuel, J. Ellis and M. Karliner, *Phys. Rev. Lett.* **74**(1995)4380; J. Ellis, E. Gardi, M. Karliner and M.A. Samuel, *Phys. Lett.* **B366**(1996)268 and *Phys. Rev.* **D54**(1996)6986; I. Jack, D.R.T. Jones and M.A. Samuel, *Asymptotic Padé Approximants and the SQCD β Function*, hep-ph/9706249.
- [3] E. Gardi, *Phys. Rev.* **D56**(1997)68.
- [4] A.L. Kataev and V.V. Starshenko, *Mod. Phys. Lett.* **A10**(1995)235.
- [5] J. Fischer, *On the Role of Power Expansions in Quantum Field Theory*, hep-ph/9704351.
- [6] G. Grunberg, *Phys. Rev.* **D29**(1984)2315.
- [7] P.M. Stevenson, *Phys. Rev.* **D23**(1981)2916.
- [8] S.J. Brodsky, G.P. Lepage and P.M. Mackenzie, *Phys. Rev.* **D28**(1983)228;
- [9] C.J. Maxwell, *A Convergent Reformulation of QCD Perturbation Theory*, hep-ph/9706365.
- [10] M. Neubert, *Phys. Rev.* **D51**(1995)5924.
- [11] M. Beneke and V.M. Braun, *Phys. Lett.* **B348**(1995)513.
- [12] G. P. Lepage and P. B. Mackenzie, *Phys. Rev.* **D48**(1993)2250.
- [13] J. Collins and A. Freund, hep-ph/9704344.
- [14] G. Grunberg and A.L. Kataev, *Phys. Lett.* **B279**(1992)352.
- [15] S.J. Brodsky and H.J. Lu, *Phys. Rev.* **D51**(1995)3652.
- [16] S.J. Brodsky, G.T. Gabadadze, A.L. Kataev and H.J. Lu, *Phys. Lett.* **B372**(1996)133.

- [17] J. Rathsmann, *Phys. Rev.* **D54**(1996)3420.
- [18] D.J. Broadhurst, *Z. Phys* **C58**(1993)339.
- [19] M. Beneke, *Phys. Lett.* **B307**(1993)154; *Nucl. Phys.* **B405**(1993)424.
- [20] C.N. Lovett-Turner and C.J. Maxwell, *Nucl. Phys.* **B432**(1994)147 and *Nucl. Phys.* **B452**(1995)188.
- [21] George A. Baker, Jr. and Peter Graves-Morris, *Gian-Carlo Rota Encyclopedia of Mathematics and its Applications* (Addison-Wesley, 1981), Vol. 13 and 14.
- [22] Yu.L. Dokshitzer, G. Marchesini and B.R. Webber, *Nucl. Phys.* **B469**(1996)93.
- [23] G. Parisi and R. Petronzio, *Phys. Lett.* **95B**(1980) 51; J. M. Cornwall, *Phys. Rev.* **D26**(1982)1453.
- [24] S. A. Caveny and P. M. Stevenson, *The Banks-Zaks Expansion and “Freezing” in Perturbative QCD*, hep-ph/9705319.
- [25] C.J. Maxwell, *Large Order Behavior of the QCD Adler D Function in Planar Approximation*, hep-ph/9706231.
- [26] D.J. Broadhurst and A.L. Kataev, *Phys. Lett.* **B315**(1993)179.

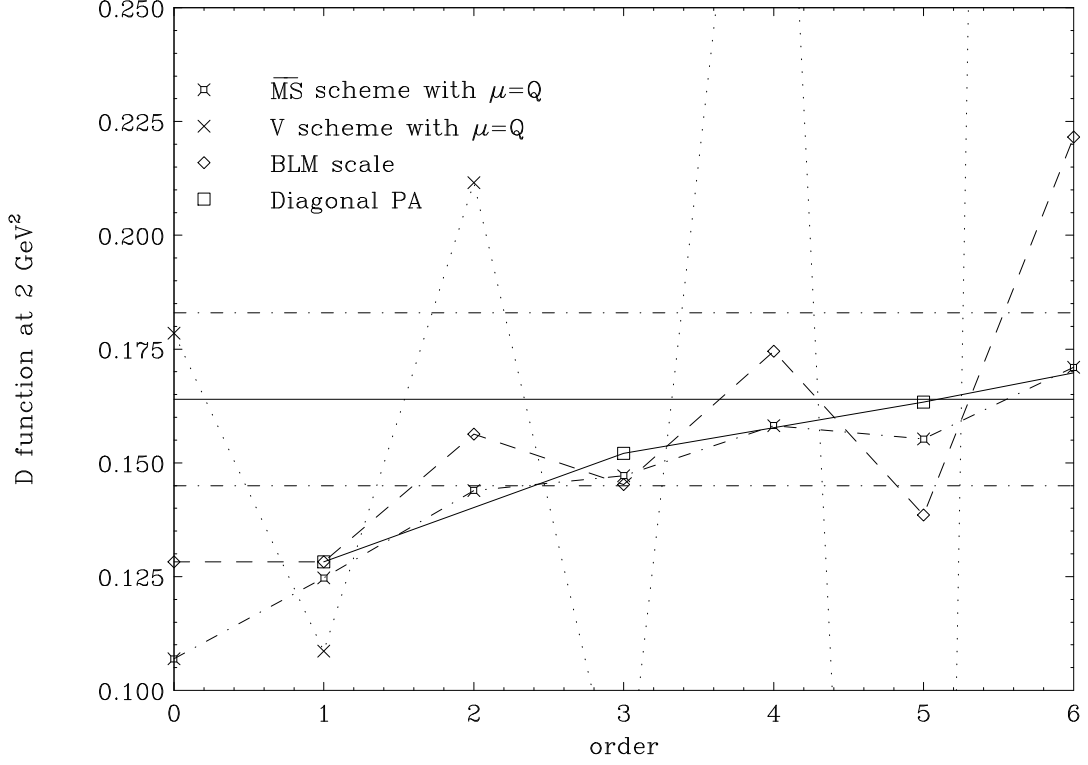


Figure 1: Increasing-order results for the vacuum-polarization D function in the large- β_0 limit, as calculated in different renormalization schemes/scales - $\overline{\text{MS}}$ with $\mu^2 = Q^2$, the V scheme with $\mu^2 = Q^2$, the BLM method, and diagonal PA's. The horizontal continuous line corresponds to the Cauchy Principal value of the Borel integral of the perturbative series, and the horizontal dash-dotted lines describe the maximal intrinsic ambiguity of this integration due to the first IR renormalon pole. Note that the diagonal PA's can be constructed starting with any definition of the coupling, i.e., using any scale and scheme, to give the results that are plotted. Note also that leading-order result in the BLM method coincides exactly with the $x[0/1]$ PA.

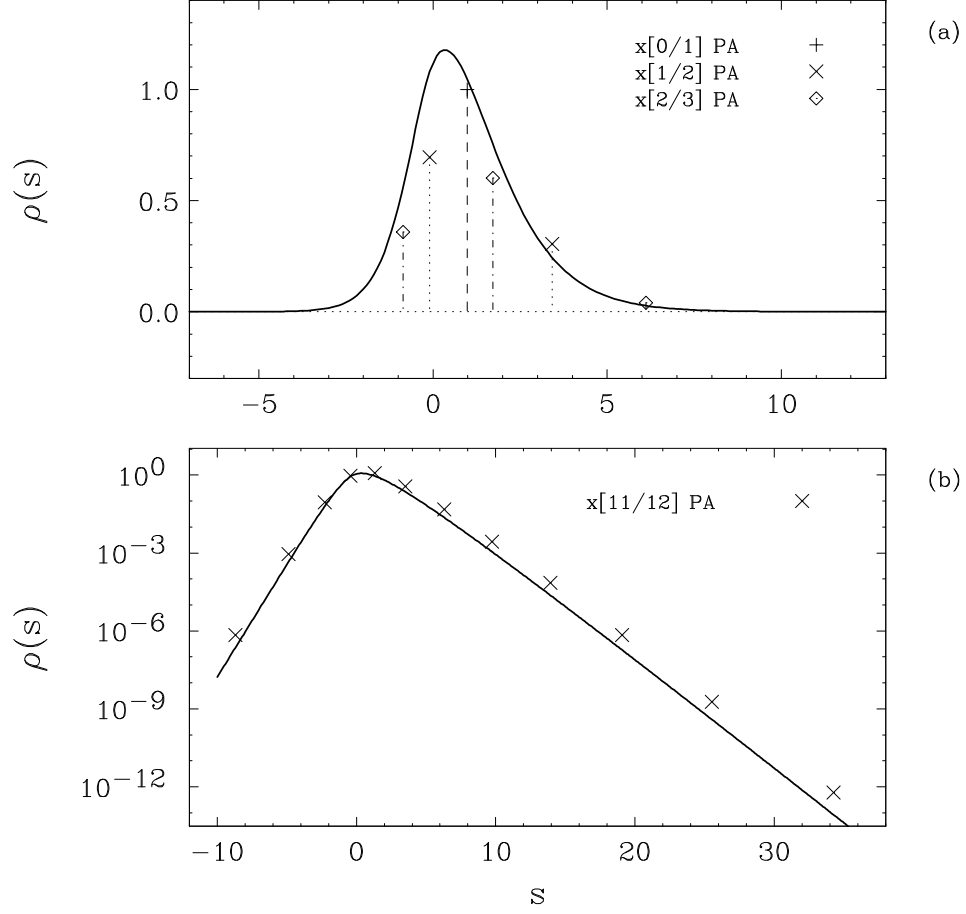


Figure 2: The momentum distribution function $\rho(s)$ in the large- β_0 limit, for a virtual gluon in the vacuum-polarization D function. In each panel, the solid line is the exact result for $\rho(s)$, and the different symbols correspond to the locations and relative strengths (weights) of Dirac δ functions, as determined by diagonal PA's. As discussed in the text, the $x[N - 1/N]$ PA chooses the locations and weights such that the $2N$ first moments of any function integrated with respect to $\rho(s)$ are reproduced exactly. Panel (a) shows low-order PA's on a linear scale, and panel (b) shows a representative high-order PA on a logarithmic vertical scale and an expanded horizontal scale. The convergence of the PA's to the true momentum distribution function is clearly visible.

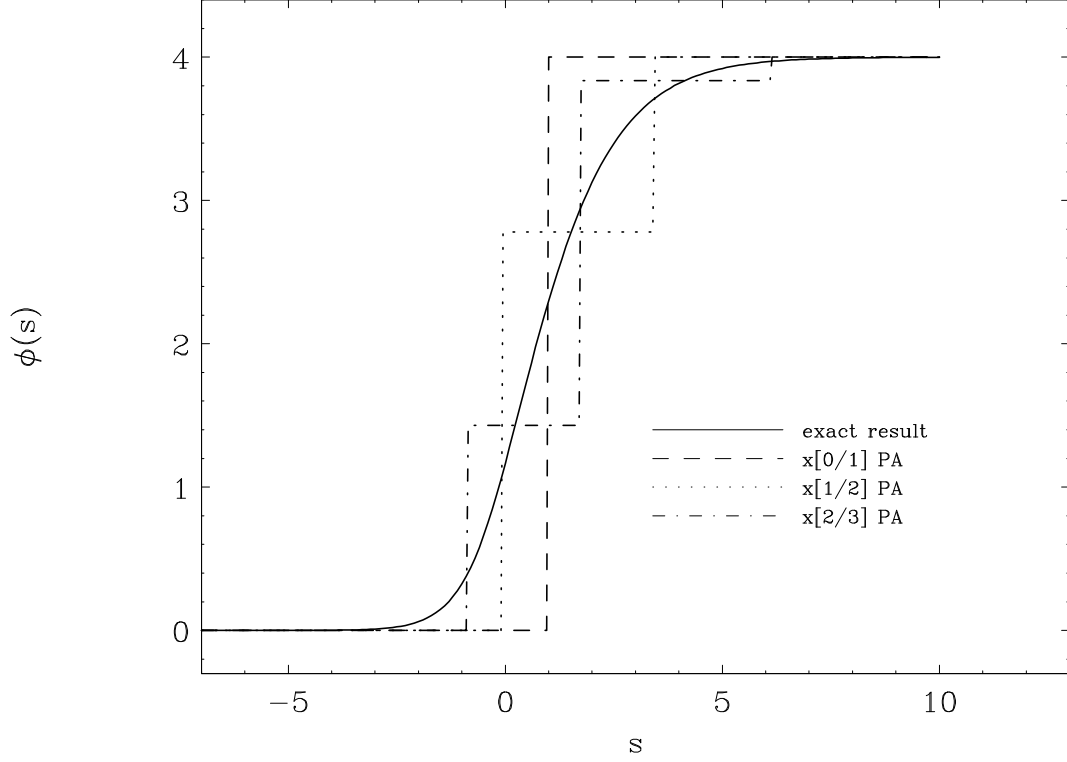


Figure 3: The integral of the momentum distribution function in the large β_0 limit, for a virtual gluon in the vacuum-polarization D function. The continuous line represents the exact result for $\phi_D(s)$, and the other lines describe different approximations to $\phi_D(s)$ that correspond to the $x[N - 1/N]$ PA's of the perturbative series for $N = 1, 2, 3$. The N th approximation to $\phi_D(s)$ is a piecewise-constant function composed of N steps, with heights determined by the weights of the δ functions provided by the corresponding PA's.

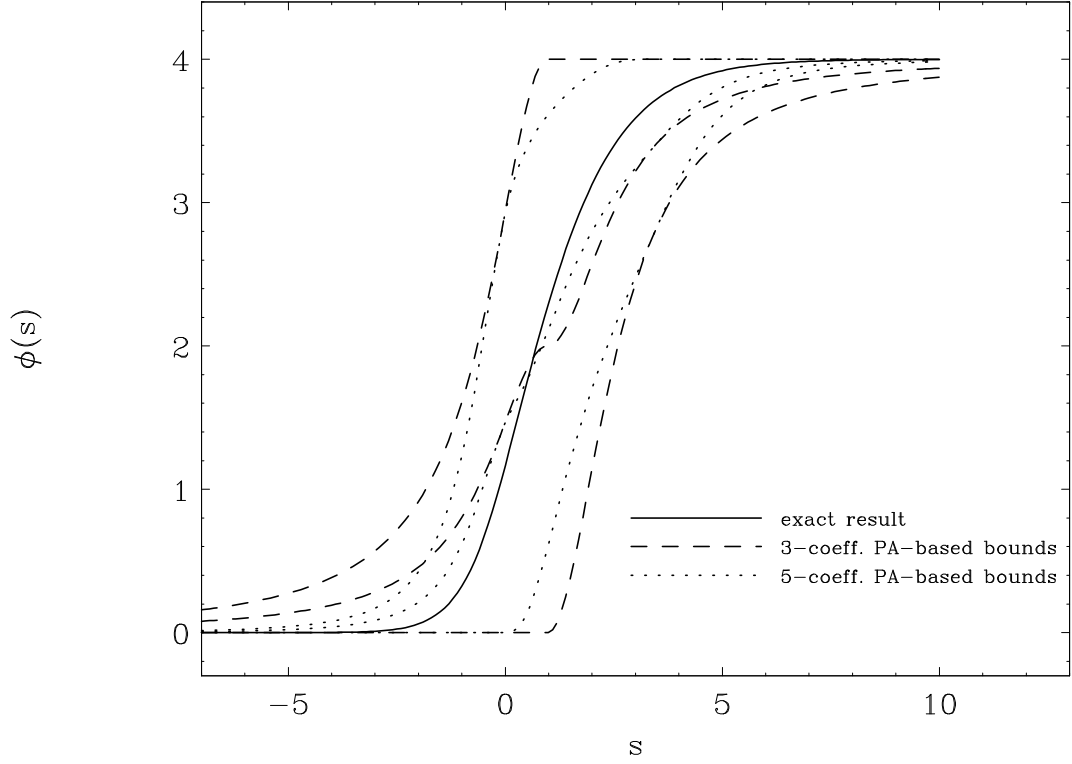


Figure 4: The integral momentum distribution function in the large β_0 limit, for a virtual gluon in the vacuum-polarization D function. The continuous line represents the exact result for $\phi_D(s)$, and the other lines describe the upper and lower bounds, as well as their averages, that one can construct as described in section 3.5 from the first three (dashed lines) and five (dotted lines) coefficients of the perturbative series. Note that the average is very close to the exact distribution function.

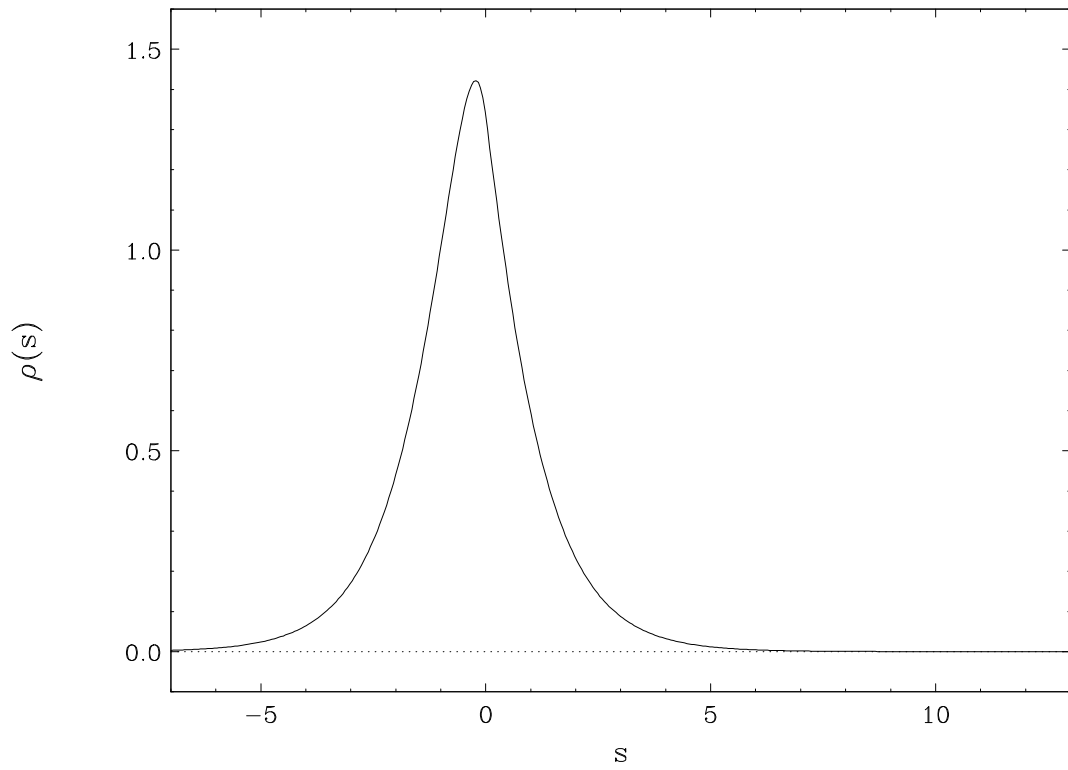


Figure 5: The momentum distribution function $\rho(s)$ in the large- β_0 limit, for a virtual gluon in the Bjorken sum rule.