

RU-97-20
June, 1997

e^+e^- Cross Section and Exclusion of Massless Electroweak Gauginos

Glennys R. Farrar¹

*Department of Physics and Astronomy
Rutgers University, Piscataway, NJ 08855, USA*

Abstract: Measurements of the total hadronic cross section in e^+e^- annihilation are shown to severely limit the possibility that gauginos have negligible tree level masses. A combined analysis of existing LEP data, considering simultaneously conventional SUSY signatures and purely hadronic final states, should achieve a 95% cl sensitivity to the case that the SU(2) and U(1) gauginos are massless. 183 GeV running should be able to exclude the case that the wino or wino and gluino are light while the bino is heavy, except possibly for a small region of μ , $\tan\beta$.

¹Research supported in part by NSF-PHY-94-23002

An important prediction of SUSY breaking scenarios which give small or negligible masses to the SU(2) gauginos (winos) is that the lighter physical chargino has mass $\leq m_W$.² If the U(1) gaugino (bino) also has negligible mass then the lightest neutralino is a nearly massless photino. When gaugino masses are negligible at tree level, radiative corrections give a gluino mass of ~ 100 MeV and a somewhat larger photino mass, depending on parameters[1]. The photino can account for the observed dark matter[2] if it is lighter than the gravitino and R -parity is conserved.

In such scenarios, the cross section for production of charginos and neutralinos is determined essentially completely by μ , the higgsino mixing parameter, $\tan\beta \equiv v_U/v_D$, and $m(\tilde{\nu}_e)$. μ and $\tan\beta$ determine the masses and couplings of the charginos and neutralinos; the sensitivity to $m(\tilde{\nu}_e)$ is due to destructive interference between the s -channel poles and t -channel $\tilde{\nu}_e$ exchange. Figures 1 and 2 show the chargino and neutralino masses as a function of μ , for several values of $\tan\beta$ and $m_1 = m_2 = 0$. It is easy to see analytically that when m_1 and m_2 are negligible and μ obeys $\mu \ll m_Z$, the second lightest neutralino is mainly higgsino and has mass approximately μ .

The important feature to extract from Figs. 1 and 2 is that $m(\chi_2^0) + m(\chi_3^0)$ is smallest at low μ while $2m(\chi_1^\pm)$ is smallest at large μ . Therefore for any value of μ either neutralino or chargino production is kinematically favorable. The purpose of this paper is to show that the entire parameter space of any scenario with approximately massless electroweak gauginos leads to rates for either $e^+e^- \rightarrow \chi_2^0\chi_{3,4}^0$ or $e^+e^- \rightarrow \chi^+\chi^-$ which are accessible with existing LEP data. Scenarios with a heavy bino but approximately massless wino are potentially also fully accessible with the planned 183 GeV data acquisition.

Depending on the relative mass of squark and W , whether the gluino is light or not, whether R -parity is violated and if so how, chargino pair production will contribute mainly to the hadronic cross section or to conven-

² $2M_{\chi^\pm}^2 = \mu^2 + 2m_W^2 \pm \sqrt{\mu^4 + 4m_W^4 \cos^2 2\beta + 4m_W^2 \mu^2}$.

tional SUSY signatures (missing energy, plus leptons and/or multiple jets). However in all cases, some anomaly in comparison to SM predictions will be experimentally observable.

If the gluino is heavy and short-lived and R -parity is conserved, the standard phenomenology with missing energy applies[3] so the gluino mass must be greater than 154 GeV[4]. In this scenario charginos and neutralinos are too light to decay via a gluino. When the lightest neutralino is nearly massless, the requirement of sufficient mass splitting to give an observable missing energy is met and the existing LEP cross section limits on chargino and neutralino production for large mass difference are directly applicable. For their conventional chargino and neutralino analysis, LEP experiments place a limit on excess events of the types

- E_T^{miss} and hadronic activity in four or more jets.
- E_T^{miss} , two or more jets, and a charged lepton.
- E_T^{miss} and two oppositely charged leptons, possibly of different flavor.

With these signatures, they are sensitive to the case that the chargino decays via

$$\chi^\pm \rightarrow [\chi^0 W^\pm] \rightarrow \chi^0 f \bar{f}; \quad \chi^\pm \rightarrow [\tilde{\nu}_l l \text{ or } \tilde{l} \nu_l] \rightarrow \chi^0 l \nu_l. \quad (1)$$

However other decay modes are possible, and indeed may dominate, if

the gluino is light³ or R -parity is violated. In the light gluino case these are:

$$\chi^\pm \rightarrow [\tilde{q}\bar{q} \text{ or } \tilde{\bar{q}}q] \rightarrow \tilde{g}\bar{q}q, \quad (2)$$

while in the R -parity violating case the intermediate squark could produce quark pairs[11]. High energy quarks and gluinos hadronize to produce jets[12], so squarks decaying to quark and gluino or quark pairs produce two jets, with little missing energy[13, 11]. If at least one squark has a mass of order 100 GeV or less, the charginos and non-LSP neutralinos may decay predominantly to 3 jets via a virtual or real squark[14]. If the squark mass is near the chargino mass, one jet has energy $\sim m(\chi^\pm) - m(\tilde{q})$ in the chargino rest frame and may be too soft to be resolved[14]. But in any case these modes, collectively referred to as (2), lead to purely hadronic final states with insignificant missing energy.

Thus limits on an excess in the *total* hadronic cross section provide limits on *ino* production for the decay modes (2). The total hadronic cross section is far less sensitive to QCD uncertainties than are individual n -jet cross sections. QCD predictions for experimental observables which involve definition of jets require resummation of the large logarithms of the small parameter y_{cut} used to define the jets. Furthermore QCD predictions for n -jet cross sections are very sensitive to α_s and its running, to the hadronization model, and to the scale dependence from truncation of the perturbation series. Thus being able to use the total cross section greatly reduces the theoretical uncertainty of

³Light, long-lived gluinos escape detection by conventional means such as beam dump experiments or limits on missing energy[12]. Most of the interesting range of mass and lifetime has yet to be directly explored experimentally[5, 6]. Nor are indirect tests capable of excluding light gluinos due to QCD uncertainties. For instance, when the theoretical uncertainty associated with scale dependence and hadronization models are included as in other experiments, the recent ALEPH limit $m_{\tilde{g}} > 6.3$ GeV[7] becomes instead compatible with a massless gluino[8]. Also, the systematic uncertainties in α_s at both low and high Q^2 are still too large to use the Q^2 dependence to probe the light gluino possibility. Ref. [9] shows that the uncertainty in $\alpha_s(m_\tau)$ is much larger than previously assumed, and the conclusion of the original version of [10] has been modified to the weaker statement that the Q^2 dependence of α_s slightly (70 % cl) disfavors a light gluino.

the SM prediction⁴.

The branching fractions to the various final states depends critically on the relative masses of chargino, sneutrino or slepton, squarks and W . Two-body on-shell decays dominate three body decays, except at the extreme edge of phase space. At present, selectron and sneutrino mass limits (about 60 GeV and 45 GeV respectively[4]) are compatible with the possibility that the two-body decay $\chi^\pm \rightarrow \tilde{\nu}l$ is kinematically allowed. Limits on squark masses⁵ are compatible with the possibility that on-shell $\chi^\pm \rightarrow \tilde{q}q$ is kinematically allowed. If both types of two-body decays are allowed, the color multiplicity of the $q\tilde{q}$ final state causes hadronic decays to dominate, as for W decay. If no two-body decay modes are allowed[14],

$$\Gamma(\chi^\pm \rightarrow q\bar{q}\tilde{g})/\Gamma(\chi^\pm \rightarrow \chi_1^0 W^\pm) \sim 5(\frac{m(\tilde{q})}{m_W})^4. \quad (3)$$

Thus, for a substantial part of the allowed squark mass range, the hadronic channels (2) dominate chargino and neutralino decay.

When one of the two charginos decays via (2) and the other via (1), the events would be picked up by the conventional search, with slightly modified efficiency. In this paper I restrict myself to the situation that the branching fraction of the purely hadronic decay modes (2) is 100%, whose phenomenology has not previously been explored.

Our experimental constraints come from the very high statistics measurement of the total hadronic cross section on the Z^0 peak, and lower statistics measurements at higher energy. The PDG value for the total hadronic cross section on the Z^0 peak is $\sigma_{\text{had}}^0 = 41.54 \pm 0.14$ nb[4]. Assuming no deviation from the SM prediction, this error corresponds to a 95% cl upper limit on any new physics contribution of 1.64×140 pb = 230 pb. Due to higher order QCD

⁴I am grateful to discussions with M. Schmitt, H. Neal, and P. Mattig regarding the feasibility of measuring the total cross section with adequate precision for this purpose.

⁵Up and down squark masses must either be larger than ~ 600 GeV or in the range $\sim 50 - 130$ GeV. The lower limit is to ensure compatibility with the Z width[15] and the upper limit to avoid dijet mass peaks above QCD background at the FNAL collider[16, 13].

corrections to the $e^+e^- \rightarrow q\bar{q}$ rate, the theoretical prediction for σ_{had}^0 has an irreducible fractional uncertainty of $\frac{\delta(\alpha_s)}{\pi}$, hence about ± 85 pb in σ_{had}^0 .⁶

According to OPAL results[18] uncertainties in the cross sections of some 2 pb per experiment can be obtained with the current data collected in the high energy running of LEP. At present, the error in estimating the feedthrough for the s'/s cut dominates the systematic error. The systematic uncertainty in the W^+W^- contribution to the hadronic cross section, which must be included to obtain the SM prediction, is negligible at this level. One can expect that when all four LEP experiments combine their results, the final statistical and systematic error can be reduced by a factor of two from the preliminary OPAL values. Then if no excess signal is observed, the 95% cl upper limits will be about 2 pb or slightly better⁷. With 100 pb⁻¹ per experiment at 183 GeV, one can anticipate an error bar of ≈ 0.5 pb, and thus a ≈ 0.8 pb 95% cl upper limit.

The minimum total cross section at 172 GeV for $e^+e^- \rightarrow (\chi^0\chi^0 + \chi^+\chi^-)$ ⁸, scanning over sneutrino masses between 45-300 GeV and using the value of $m_{\tilde{\nu}_e}$ which minimizes the predicted cross section, is 2.0 pb and is realized for $\mu = 0$, $\tan\beta = 1.2$, and $m_{\tilde{\nu}_e} \approx 85$ GeV. Therefore if a combined analysis of the existing LEP data can produce a 95 % cl upper limit on a deviation from the SM hadronic cross section of 2 pb or better as estimated above, the all-gauginos-massless scenario would be excluded, assuming purely hadronic decay of the inos. If some hint of a signal is seen in the existing data, it will be unambiguously confirmed or dismissed in the high statistics run at 183 GeV, where the cross section for $e^+e^- \rightarrow (\chi^0\chi^0 + \chi^+\chi^-)$ with $\mu = 0$, $\tan\beta = 1.2$ is 4 pb. Indeed, the minimum cross section at 183 GeV is 2 pb, for $\mu = 0$, $\tan\beta = 1.4$, significantly higher than the projected 95 % cl

⁶The best determination of $\alpha_s(m_Z)$ which does not employ σ_{had}^0 makes use of event shape variables, but results of this method display a large dispersion[17].

⁷I am grateful to P. Mattig for help with this estimate and those below.

⁸Throughout, cross sections are quoted including initial state radiation and requiring $s'/s \geq 0.8$ as in the OPAL analysis.

sensitivity.

Recalling that there is a large mass gap between the neutralinos χ_2^0 and χ_1^0 in this scenario, the sensitivity to the conventional decay modes (1) is adequate[19] for excluding the case with no hadronic decay modes. The generic case with decay to both hadronic and conventional-SUSY final states must be treated by the experiments themselves, but appears likely to be excludable.

It is interesting to consider the possibility that some but not all of the gaugino masses are negligible. This is not the case in the simplest gravity-mediated SUSY breaking, but can arise in more general SUGRA models. Moreover when SUSY breaking is communicated to the visible sector through particles with standard model gauge interactions, some, none or all of the gauginos obtain masses at leading order, depending on the gauge quantum numbers of the messengers. For instance binos, but not gluinos and winos, have large masses if the messengers have only hypercharge interactions[20]. One can also consider the possibility of small m_1 and m_3 but large m_2 , or $m_3 \ll m_1$ and m_2 [21].

The cross section limits hypothesized here would severely restrict scenarios in which large m_1 pushes neutralinos out of reach, yet charginos are pair produced because $m_2 \approx 0$. The area below and to the left of the dash-dot curve in Fig. 3 is the region in the μ , $\tan\beta$ plane which is compatible with the requirement that $\Gamma(Z^0 \rightarrow \chi^+ \chi^-) < 230$ pb, i.e., $m(\chi_1^\pm) = 45$ GeV. The area below the solid curve in Fig. 3 is the μ , $\tan\beta$ region which would be consistent with a 1.9 pb limit on σ_{had} at 172 GeV.

From Fig. 1 one sees that in the larger $\tan\beta$ part of the remaining allowed region, $\chi_1^+ \chi_1^-$ production is kinematically allowed even at 133 GeV. Furthermore, the value of $m(\tilde{\nu}_e)$ which minimizes the cross section is a relatively strong function of E_{cm} . Thus demanding that predicted cross sections are above the experimental limits at all three energies, for a common value of $m(\tilde{\nu}_e)$, will improve the limits indicated in Fig. 3. However the improvement is only marginal unless a better limit than about 2.5 pb can be achieved at

133 GeV. For instance the point $\mu = 20$ GeV, $\tan\beta = 2.2$ could be excluded by also requiring $\sigma_{had}(133 \text{ GeV}) < 2.5 \text{ pb}$ and $\sigma_{had}(161 \text{ GeV}) < 1.9 \text{ pb}$. Overall, we can anticipate that analysis of data at and below 172 GeV will allow the parameter space for $m_2 \approx 0$ to be limited to $\mu \lesssim 30 \text{ GeV}$, $1.1 \lesssim \tan\beta \lesssim 2$.

The dotted curve in Fig. 3 corresponding to $m(\chi_1^\pm) = 53 \text{ GeV}$ is safely within the allowed region anticipated for existing data. Thus the possibility that the anomalous 4-jet events observed by ALEPH[22] are due to chargino pair production[14] cannot be ruled out with present data. At 183 GeV, the minimal total cross section for $e^+e^- \rightarrow \chi^\pm \chi^\mp$ is 0.6 pb, for $\mu \lesssim 1 \text{ GeV}$, $\tan\beta = 1.4$, and $m(\tilde{\nu}_e) \approx 85 \text{ GeV}$. Combining with the lower energy limits, this is on the borderline of being excludable with 183 GeV data.

If it is established that m_2 is not small, cross section predictions become much less constrained and ruling out the small m_1 but large m_2 case may be difficult. One interesting, albeit fine-tuned possibility is the case that both m_1 and m_2 are large, but related in such a way that the lightest neutralino mass is about 1 GeV. This is of interest because the χ_1^0 is then a good dark matter candidate[2]. Another interesting phenomenological possibility is $m_1 \approx m_2 < \mu$, so that χ_1^0 is higgsino-like while χ_2^0 is photino-like. In this case χ_2^0 's produced in selectron decay $\rightarrow \chi_1^0 + \gamma$ [23].

In performing the analyses proposed here, the changes in efficiency for detecting the excess events predicted in the light gaugino scenario ought to be modeled. It should be straightforward to make the (presumably small) correction coming from the fact that QCD produces dominantly 2- and 3-jet events whereas the excess hadronic events would have ≥ 4 jets. Gluino jets may also be “fatter” than a typical light quark jet, but this should make little difference to the efficiency. A more subtle complication is that the R -hadron in each gluino jet, typically the gluino-gluon bound state denoted R^0 , may decay (dominantly to $\pi^+\pi^-\tilde{\gamma}$ [6]) before the hadronic calorimeter. The corresponding $\langle p^{\text{miss}} \rangle$ carried by each photino would be $\sim p(R^0)/2$. We can get a rough upper limit on $\langle p(R^0) \rangle$ as follows. Since the R^0

has light constituents, its production should be softer than is typical for the charm quark, so we take $\langle x_{R^0} \rangle \lesssim 0.4$ ⁹. For pair produced *inos* with mass $\approx E_{cm}/2$, the momentum of the gluino jet is typically 1/3-1/2 of the *ino* mass, giving $\langle p(R^0) \rangle \lesssim 0.4 \times (\frac{1}{6} - \frac{1}{4})E_{cm} \sim 15$ GeV for each gluino jet. Hence if the R^0 lifetime is shorter than $\sim 3 \cdot 10^{-10}$ sec¹⁰ it will on average decay before reaching the hadronic calorimeter and the photino energy (bounded by ≈ 4 GeV by the reasoning above) would be lost. This effect reduces the probability for the event to pass the s'/s cut and should be modeled more carefully in a final analysis.

If some excess hadronic cross section is observed and is due to hadronically decaying *inos*, the *ino*-containing events can be identified as follows. They will have a large jet multiplicity: in principle 6 jets, however if the intermediate squark is close in mass to the parent *ino*, it may be difficult to resolve all 6 jets. Two of the jets (not the soft ones) will be gluinos. If an R^0 decays in the detector[6], that jet will contain a “vee” from the decay $R^0 \rightarrow \pi^+\pi^-\tilde{\gamma}$. This can in principle be distinguished from the decay of a kaon by the missing p_t carried by the photino and possibly by the invariant mass of the $\pi^+\pi^-$ pair[6]. Even if the R^0 lifetime is such that it rarely decays in the detector, gluino jets are distinguishable from ordinary quark jets by having $Q = 0$ and possibly looking more gluon-like than expected for quark jets. Reconstructing the invariant masses of systems of jets should in principle produce mass peaks corresponding to the *ino* masses, but it is not obvious that kinematic reconstruction of jets in high-multiplicity events can be accurate enough for this to be practical.

In summary, if some squark mass is of order 100 GeV or less and either m_3 is small or R -parity is violated, so that squarks decay hadronically. the phenomenology of charginos and neutralinos can differ from the conven-

⁹A crude estimate rather than upper limit would be $\langle x_{R^0} \rangle \approx \langle x_K \rangle$. I am grateful to P. Nason for a helpful discussion on this point.

¹⁰See ref. [5] for limits on the R^0 lifetime.

tional scenario. Rather than leading to final states with missing energy, *ino* final states can be purely hadronic. Nevertheless, as shown here, the entire parameter space available to such scenarios can be fully explored when the electroweak gauginos are light. If all electroweak gauginos are close to massless at tree level, some anomaly should appear when analyzing existing data. The possibility of a heavy bino but light wino is only viable in a small range of μ , $\tan\beta$, which may be closed with good 183 GeV running. Until the possibility of a light gluino or R -parity violation is definitively excluded, experimental limits on squarks and *inos* should routinely address the possibility of purely hadronic final states, to ensure limits with the greatest possible range of validity.

Acknowledgements: I am especially indebted to P. Mattig for informative correspondence and discussions, as well as to B. Gary, S. Komamiya, H. Neal, and M. Schmitt.

References

- [1] R. Barbieri and L. Maiani, *Nucl. Phys.*, B243:429, 1984; G. R. Farrar and A. Masiero, Technical Report RU-94-38, hep-ph/9410401, Rutgers Univ., 1994; D. Pierce and A. Papadopoulos, *Nucl. Phys.*, B430:278, 1994; G. R. Farrar, Technical Report RU-95-26 and hep-ph/9508292, Rutgers Univ., 1995.
- [2] G. R. Farrar and E. W. Kolb, *Phys. Rev.*, D53:2990, 1996; D. J. Chung, G. R. Farrar, and E. W. Kolb, Technical Report FERMILAB-Pub-96-097-A, RU-97-13 and astro-ph/9703145, FNAL and Rutgers Univ, 1997.
- [3] G. R. Farrar and P. Fayet, *Phys. Lett.*, 76B:575–579, 1978 and *Phys. Lett.*, 79B:442–446, 1978.
- [4] Particle Data Group. *Phys. Rev.*, D54:1, 1996.

- [5] G. R. Farrar. *Phys. Rev.*, D51:3904, 1995.
- [6] G. R. Farrar. *Phys. Rev. Lett.*, 76:4111, 1996.
- [7] The Aleph Collaboration. Technical Report CERN-PPE-97/002, CERN, 1997.
- [8] G. R. Farrar. Invited talk, La Thuile, 1997. RU-97-22, Rutgers Univ., 1997, in preparation.
- [9] B. Chibisov et al. Technical Report hep-ph/9605465, TPI Minnesota, 1996.
- [10] F. Csikor and Z. Fodor. Technical Report CERN-TH/96-323, ITP-BUdapest 522, hep-ph/9611320, CERN-BUdapest, 1996.
- [11] D. Choudhury and D. P. Roy. *Phys. Rev.*, D54:6769, 1996. See also H. Dreiner et al. *Phys. Lett.*, B389:62, 1996.
- [12] G. R. Farrar, *Phys. Rev. Lett.*, 53:1029–1033, 1984 and *Phys. Rev. Lett.*, 55:895, 1985.
- [13] G. R. Farrar. *Phys. Rev. Lett.*, 76:4115, 1996.
- [14] G. R. Farrar, Technical Report RU-96-71 and hep-ph/9608387, and Invited talk Warsaw ICHEP96, RU-96-93 and hep-ph/9612355, Rutgers Univ., 1996.
- [15] L. Clavelli et al, *Phys. Lett.*, B291:426, 1992; G. Bhattacharyya and A. Raychaudhuri, *Phys. Rev.*, D49:1156, 1994.
- [16] I. Terekhov and L. Clavelli, Technical Report UAHEP964 (hep-ph/9603390), U. Alabama, 1996; J. Hewitt, T. Rizzo, and M. Doncheski, Technical Report SLAC-PUB-7372 and hep-ph/9612377, 1996.

- [17] P. N. Burrows. Technical Report SLAC-OUB-7328, MIT-LNS-96-213, hep-ex/9612008, MIT, 1996.
- [18] The OPAL Collaboration. Technical Report PN 280, CERN, 1997.
- [19] The ALEPH Collaboration. Technical Report PPE/96-10, CERN, 1996.
- [20] R. Mohapatra and S. Nandi, Technical Report UMD-PP-97-082 and hep-ph/9702291, 1997; Z. Chacko et al, Technical Report UMD-PP-97-102 and hep-ph/9704307, 1997.
- [21] S. Raby. Technical Report OHSTPY-HEP-T-97-002 and hep-ph/9702299, 1997.
- [22] The Aleph Collaboration. Technical Report PPE/96-052, CERN, 1996.
- [23] S. Ambrosanio et al, *Phys. Rev.*, D55:1372, 1997.

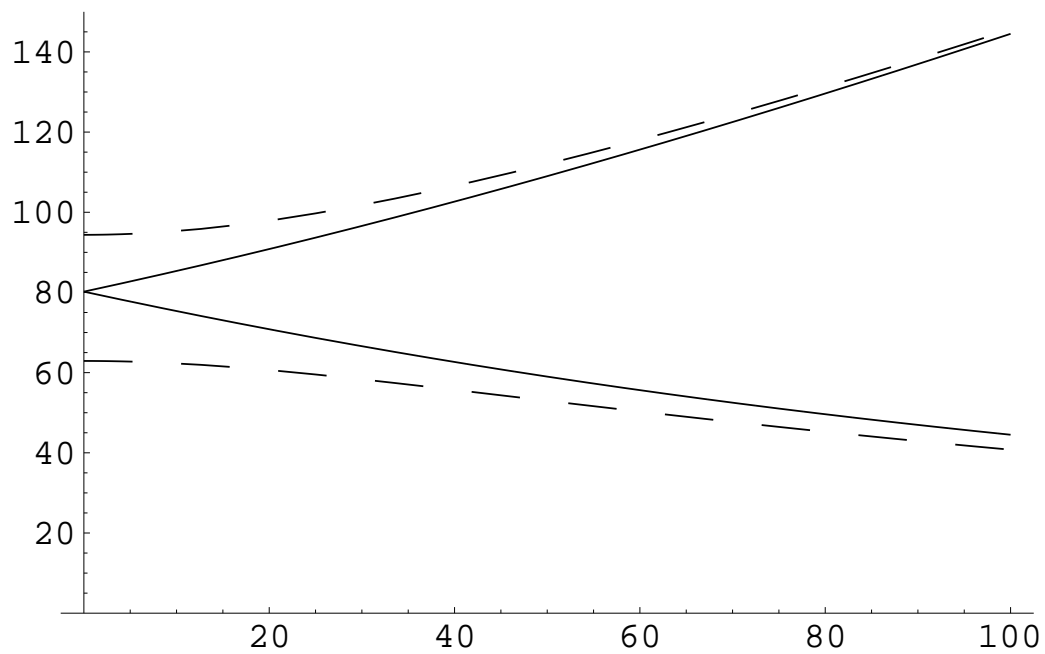


Figure 1: Chargino masses versus μ in GeV, for $\tan\beta = 1$ (solid) and 1.5 (dashed).

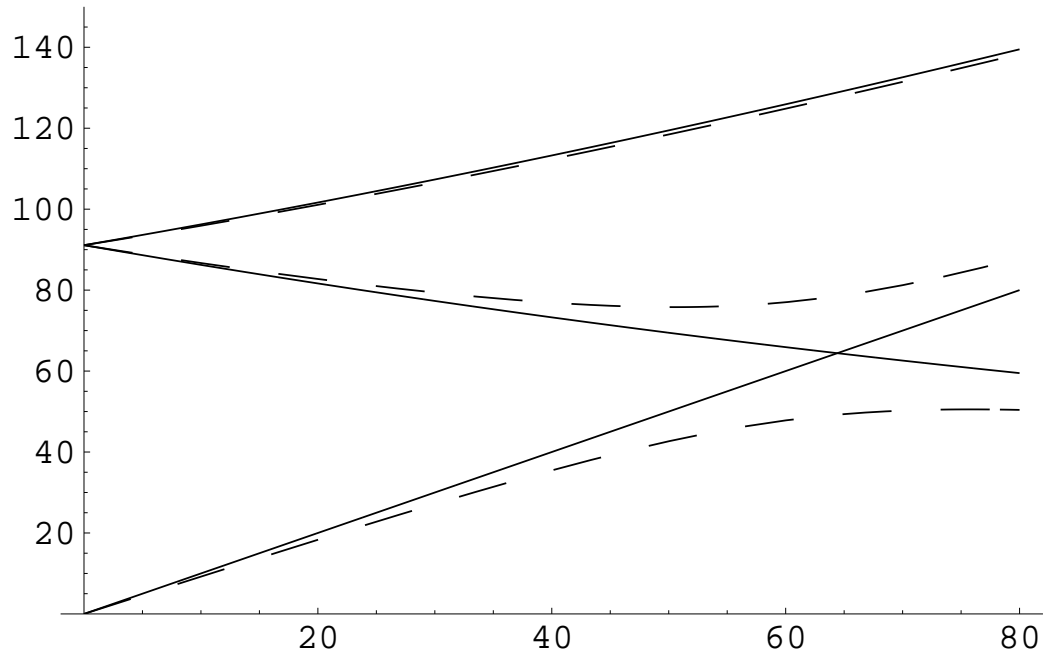


Figure 2: Masses of χ_2^0 , χ_2^0 and χ_4^0 versus μ (GeV), for $\tan\beta = 1$ (solid) and 1.5 (dashed).

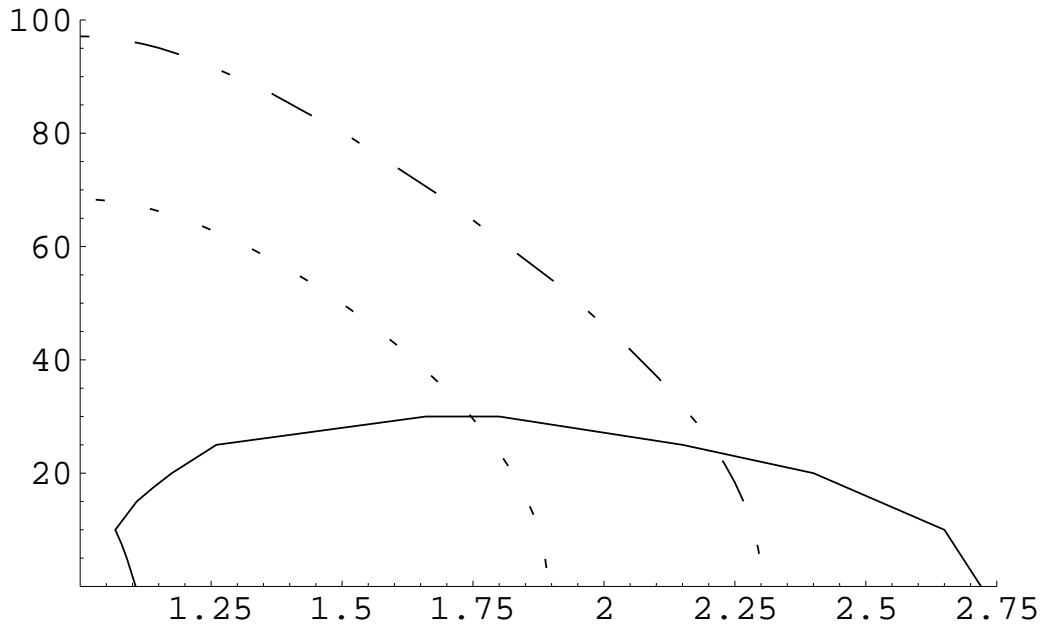


Figure 3: Curves of constant $m(\chi^\pm)$: 45 GeV (dash-dot), 53 GeV (dot). Chargino production alone is inconsistent with the Z^0 width in the region to the right of the dash-dot curve and with the anticipated 172 GeV sensitivity limit above the solid curve.