

Phenomenology of Deep Inelastic Scattering Structure Functions

R. G. Roberts

*Rutherford Appleton Laboratory
Chilton, Didcot, Oxon OX12 0QX UK*¹

Abstract. I review recent progress in analysing deep inelastic scattering structure functions in global analyses. The new ingredients are new data and attempts to incorporate heavy quarks consistently. A new way of including the resummation of large $\log 1/x$ terms is discussed.

INTRODUCTION

Since we last met in Rome last year there has been progress in our understanding of deep inelastic scattering (DIS) structure functions and the implications of new measurements in the context of global analyses and extraction of parton distribution functions (pdf's). Firstly there have been updates to two major experiments – the muon-nucleon NMC collaboration at CERN and the neutrino-iron CCFR collaboration at Fermilab. The NMC [1] has produced their final numbers for F_2 for proton and deuterium targets at 90, 120, 200 and 280 GeV while the CCFR [2] collaboration has implemented new energy calibrations to its analysis. The latter data are consistent with a greater value of $\alpha_s(M_Z)$ than the previously reported value. Finally there have been the first reported measurements from HERA on the charm structure function F_2^c [3,4] which indicate that a substantial fraction of the total F_2 at HERA comes from charm production.

On the theoretical side, progress has been made following improved treatments of heavy quark production in DIS. Why is this important? From above we see that the component of F_2 is relatively large and so it is obviously important to have a consistent description of this component and to check this with boson-gluon fusion mechanisms. Also if we are trying to understand the small x behaviour of F_2 (i.e. BFKL versus GLAP) then the data force us to study small Q^2 i.e. the region where we move through the charm threshold; so this should be understood. Finally

¹⁾ Plenary Talk at 5th International Workshop on Deep Inelastic Scattering and QCD (DIS'97), Chicago, April 1997

it is necessary to produce pdf's for charm and bottom flavours to insert into other processes such as jet production.

Large x , high Q^2 is where the excitement resides just now. Can we be precise about the conventional background and estimate the uncertainty in the cross section around $Q^2 \sim 10^5 GeV^2$, $x \sim 0.45$? I shall discuss this briefly.

For some time it has been realised that in addition to resumming large logs in Q^2 (GLAP), there may be significant contributions arising from resumming potentially large logs in $1/x$ (BFKL). The difficulty is to devise a theoretically consistent procedure of 'marrying' the two in a practical way that confronts the data and tries to answer the question whether these data favour or disfavour the inclusion of the $\log 1/x$ resummed terms. Here there has been definite progress and I shall highlight a recent analysis by Thorne [5].

RECENT GLOBAL ANALYSES

The two major providers of pdf's, CTEQ and MRS, continue to update their global analyses of DIS and other processes. Both are now attempting to include a theoretically improved treatment of charm and bottom and these treatments are discussed in the following section. In this section I will highlight some results emerging from these on-going analyses. Lai and Tung [6] demonstrate the effect

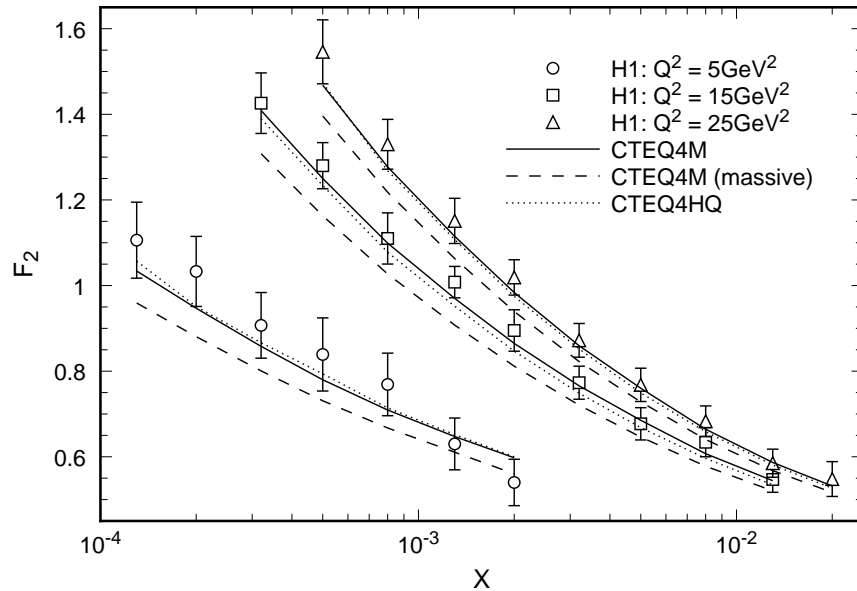


FIGURE 1. Comparison of H1 data [8] with calculations using CTEQ4M pdf's in the original massless scheme (solid line) with the new fit CTEQ4HQ using the ACOT procedure (dotted line).

of including the variable flavour scheme (VFNS) developed by Aivazis *et al.* [7] (ACOT) based on their earlier work [9] into the CTEQ analysis. This is to be

contrasted with the previous treatment in CTEQ where charm evolved as a massless quark. The effect is illustrated in fig. 1.

Only a small change is observed as one changes from CTEQ4M (the massless evolution) to the improved VFNS procedure which is more noticeable at small x . A comparison of the resulting pdf's at $Q^2 = 25 \text{ GeV}^2$ is shown in fig. 2 Moreover,

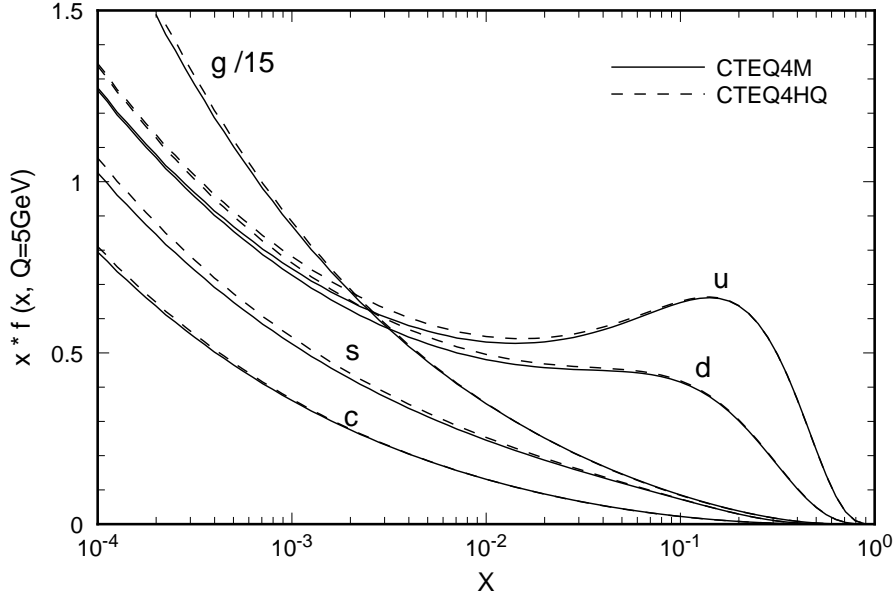


FIGURE 2. Comparison of CTEQ4M and CTEQ4HQ pdf's

the quality of the resulting fit to the full F_2 is improved at low x .

The series of global analyses carried out by MRS has been updated. The new data from NMC [1] and CCFR [2] are included and the improved treatment of the heavy quark developed by Martin *et al.* [10] is used (see next section). As with the previous MRS analysis [11] a low value of the starting scale Q_0^2 of 1 GeV^2 is taken. This is mainly to reach as small x as possible for the HERA data [8,12] for which a cut at $Q^2 = 1.5 \text{ GeV}^2$ is taken while the cut is at 2 GeV^2 for other DIS data. In order to study the sensitivity to the value of $\alpha_s(M_Z)$, the analysis is repeated at fixed values of $\alpha_s(M_Z)$ over a wide range. The resulting values of the individual χ^2 values for the DIS data sets are shown in fig. 3. From the figure we see (i) that the HERA [8,12] data prefer a value of $\alpha_s(M_Z)$ around 0.12 or so [13], (ii) that the updated NMC [1] data also prefer this somewhat larger value and (iii) the re-analysed CCFR [2] F_2 data *strongly* favour a value at the upper end. This leaves BCDMS [14] data as the one set which still favours a relatively low value of $\alpha_s(M_Z)$. But we should recall that these data are very precise and measure scaling violations in the large x region where the determination of $\alpha_s(M_Z)$ is insensitive to possible uncertainty of the gluon distribution.

The resulting best value of $\alpha_s(M_Z)$ which emerges from this overall global analysis is 0.118 and we show comparisons of the fit using this value with a selection of data.

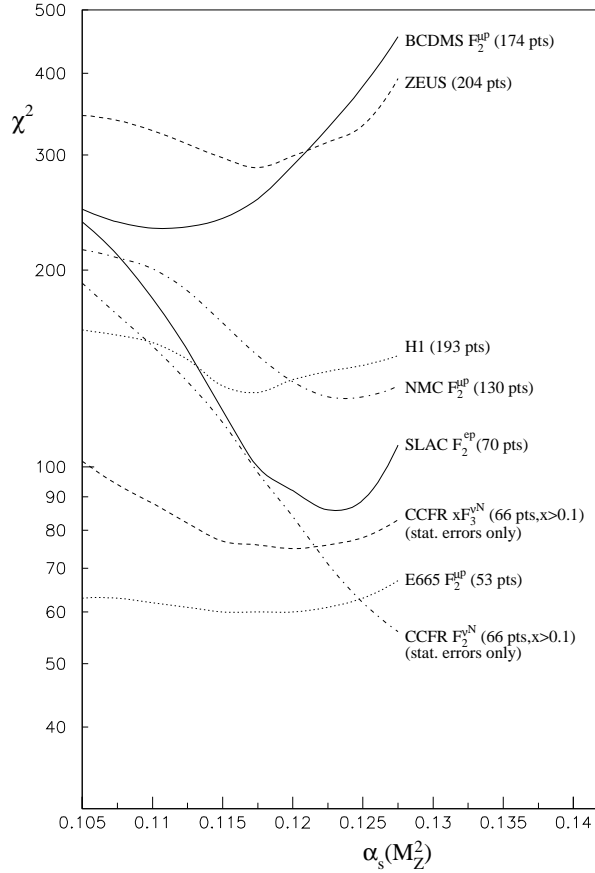


FIGURE 3. Values of χ^2 for various DIS datasets [8,12,14,1,15,16] as $\alpha_s(M_Z)$ is varied

The small x data comparison is shown in fig. 4. The comparison with the new NMC data is shown in fig. 5. Notice that points below $Q^2 = 2 \text{ GeV}^2$, while shown in the figure, were not included in the fit. Finally we show the comparison with the new data from CCFR [2] on F_2 extracted from ν and $\bar{\nu}$ interactions off an iron target in Fig. 6. The failure to agree below x of around 0.1 is well known. Basically these low x data prefer not to have the shadowing corrections, observed in muon DIS, applied. Because of this conflict (with the NMC data for example) CCFR F_2 below $x = 0.1$ is dropped in the fit. Comparing the curves and large x data in fig. 6 one can see that the data prefer slightly stronger Q^2 variation than that from using $\alpha_s(M_Z) = 0.118$. Much better consistency is found for xF_3 across the entire Q^2, x range.

In this analysis, the pdf's at Q_0^2 are parametrised in the usual MRS [11] way with $xg(x, Q_0^2) \sim x^{-\lambda_g}$ and $xS(x, Q_0^2) \sim x^{-\lambda_s}$ for the glue and sea as $x \rightarrow 0$. The

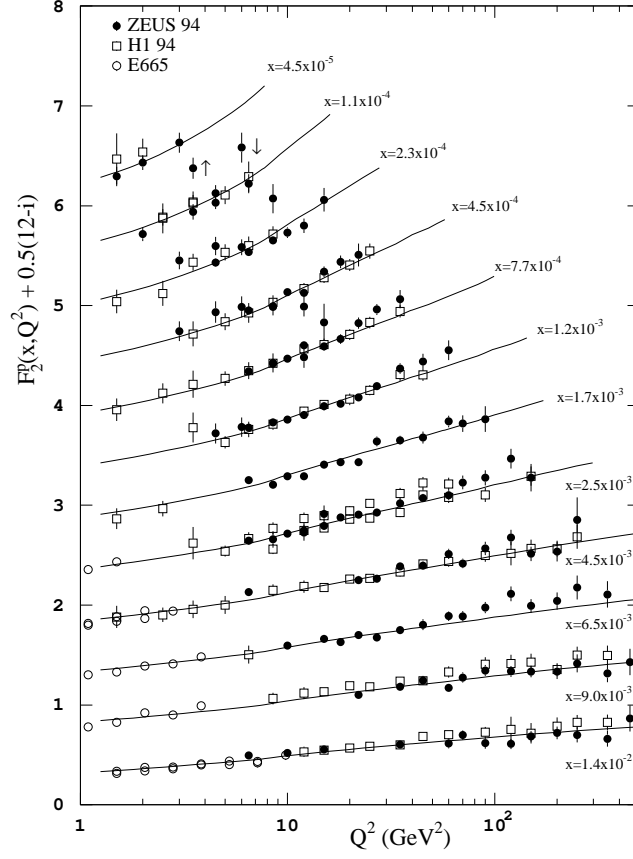


FIGURE 4. Comparison of the new fit using $\alpha_s(M_Z) = 0.118$ with the small x data from refs [8,12,16].

exponents λ_g and λ_s are not constrained and as in the previous analysis one finds that at such a low choice of $Q_0^2 = 1 \text{ GeV}^2$ λ_s is positive (singular) while λ_g comes out negative – i.e ‘valence-like’ gluon. The actual value of the exponent varies for different values of $\alpha_s(M_Z)$ (-0.15 to -0.21) but when Q^2 reaches just 2 GeV^2 all the gluon pdf’s are approximately ‘flat’, see fig. 7. Taking the fit with $\alpha_s = 0.118$ and evolving to $Q^2 = 25 \text{ GeV}^2$ yields pdf’s which are extremely close to those shown in fig. 2 so the different treatments of charm partons in the latest analyses of CTEQ and MRS actually lead to little numerical difference in the resulting pdf’s.

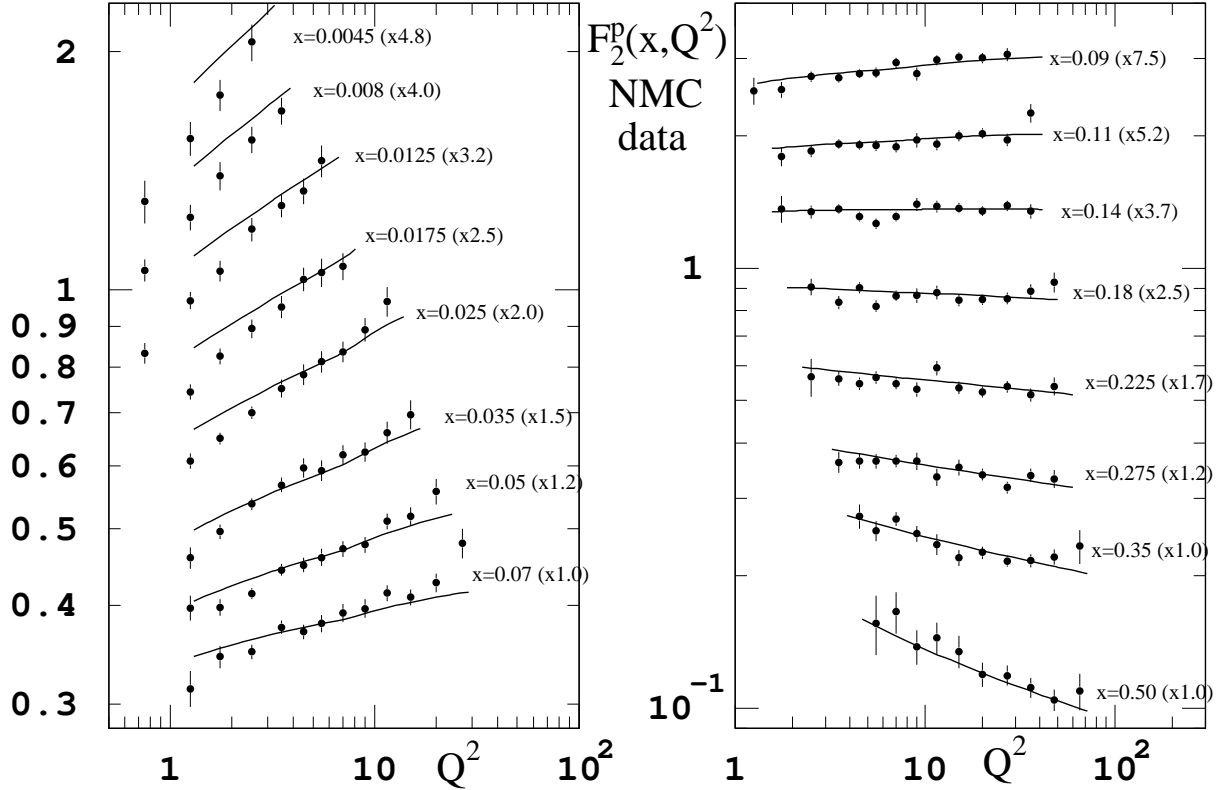


FIGURE 5. Comparison of the new fit using $\alpha_s(M_Z) = 0.118$ with the NMC data [1].

THEORETICAL DISCUSSION OF HEAVY QUARK PRODUCTION IN DIS

Let us consider possible approaches to treating the charm production contribution to the structure function F_2 .

Massless parton evolution

The most simplistic approach is to assume that a probe of virtuality Q^2 can resolve a charm quark pair in the proton sea when $Q^2 \gtrsim m_c^2$. Since such pairs originate from fluctuations of the gluon field, $g \rightarrow c\bar{c}$, a perturbative treatment should be valid as long as $m_c^2 \gg \Lambda_{QCD}^2$. As Q^2 increases, $\mathcal{O}(m_c^2/Q^2)$ corrections to the standard GLAP evolution become less important, and the charm quark can be treated as a (fourth) massless quark. These ideas are embodied in the ‘massless parton evolution’ (MPE) approach

$$c(x, Q^2) = 0 \quad \text{for} \quad Q^2 \leq \mu_c^2,$$

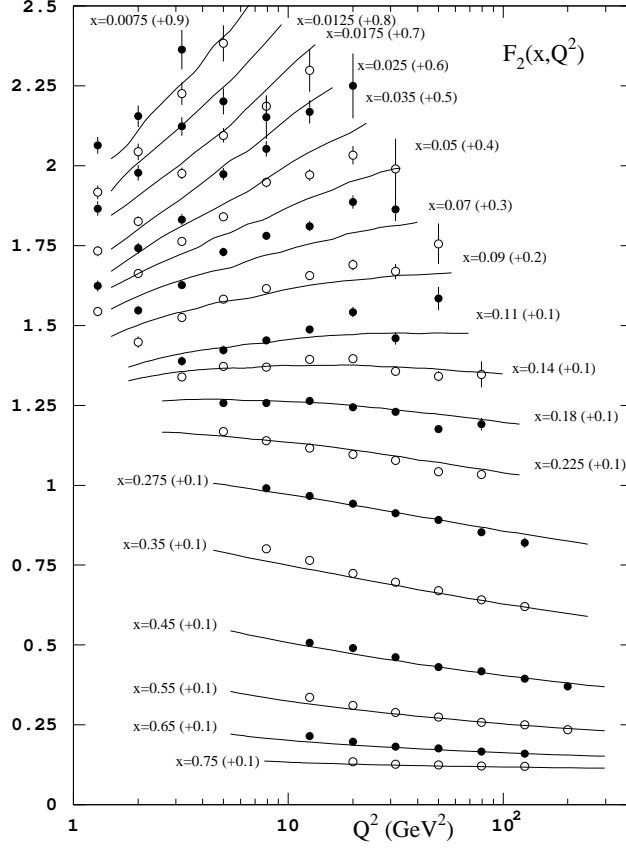


FIGURE 6. Comparison of the new fit using $\alpha_s(M_Z) = 0.118$ with the new CCFR [2] data on F_2 . Here the theory curves have been multiplied by a heavy target x dependent correction factor and only the statistical errors are shown on the data.

$$n_f = 3 + \theta(Q^2 - \mu_c^2) \quad \text{in} \quad P_{qg}, P_{gg}, \beta_0, \dots, \quad (1)$$

where $\mu_c = \mathcal{O}(m_c)$. The charm contribution to the structure function is then

$$F_2^c(x, Q^2) = \frac{8}{9} x c(x, Q^2) \quad (2)$$

in lowest order. This is the approach adopted at NLO in the MRS and CTEQ global parton analyses, with μ_c chosen in the MRS analysis to achieve a satisfactory description of the EMC F_2^c data [17], while in the CTEQ analysis μ_c is set equal to m_c . For example, in the MRS(A) analysis [18] it was found that $\mu_c^2 = 2.7 \text{ GeV}^2$ and that this was to a good approximation equivalent to taking

$$2c(x, Q_0^2) = \delta\mathcal{S}(x, Q_0^2) \quad (3)$$

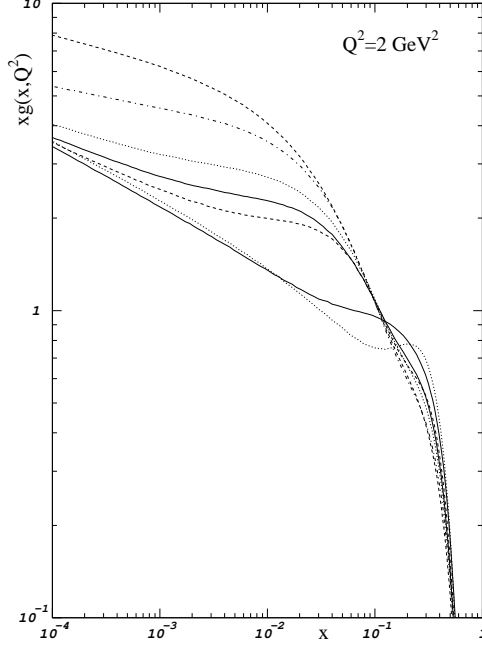


FIGURE 7. Gluon distribution functions at $Q^2 = 2 \text{ GeV}^2$ as $\alpha_s(M_Z)$ is varied from 0.105 (upper dashed) through 0.110 (dot-dashed), 0.115 (upper dotted), 0.1175 (upper solid), 0.120 (lower dashed), 0.125 (lower solid) and 0.1275 (lower dotted).

with $\delta \approx 0.02$ at the input scale $Q_0^2 = 4 \text{ GeV}^2$. That is at the input scale, charm ($c + \bar{c}$) was found to have approximately the same shape as the total quark sea distribution \mathcal{S} , and moreover to form about 2% of its magnitude.

In NLO the charm structure function is given by

$$F_2^c(x, Q^2) = \frac{8}{9} \int_x^1 dz \frac{x}{z} \left[C_{q=c}(z, Q^2, \mu^2) c\left(\frac{x}{z}, \mu^2\right) + C_g(z, Q^2, \mu^2) g\left(\frac{x}{z}, \mu^2\right) \right] \quad (4)$$

The charm quark coefficient function in (4) has the form

$$C_c = C_c^{(0)} + \frac{\alpha_S}{4\pi} C_c^{(1)} + \dots, \quad (5)$$

while for the gluon we have

$$C_g = \frac{\alpha_S}{4\pi} C_g^{(1)} + \dots \quad (6)$$

and this expression with the standard massless $\overline{\text{MS}}$ coefficient functions was used to calculate F_2^c in the MPE approach.

Boson-gluon fusion

A procedure which takes a very different approach is to generate F_2^c from photon-gluon fusion (PGF) [19,20] alone. In this case, the charm pdf appearing in eq.(4) is identically zero everywhere but the gluon coefficient function involves the non-zero charm mass m_c and is the well-known PGF cross section, i.e. $C_g^1(z) \rightarrow C_g^{\text{PGF}}(z, Q^2)$ with

$$C_g^{\text{PGF}}(z, Q^2) = \left\{ \left[z^2 + (1-z)^2 + \frac{4m_c^2}{Q^2} z(1-3z) - \frac{8m_c^4}{Q^4} z^2 \right] \ln \frac{1+\beta}{1-\beta} + \left[8z(1-z) - 1 - \frac{4m_c^2}{Q^2} z(1-z) \right] \beta \right\} \Theta \left(Q^2 \left(\frac{1}{z} - 1 \right) - 4m_c^2 \right). \quad (7)$$

where β is the velocity of one of the charm quarks in the photon-gluon centre-of-mass frame

$$\beta^2 = 1 - \frac{4m_c^2 z}{Q^2(1-z)}. \quad (8)$$

The Θ function in eq.(7), $\Theta(W^2 - 4m_c^2)$, represents the $c\bar{c}$ production threshold, where W is the c.m. energy. Its presence guarantees $\beta^2 \geq 0$. The exact next-to-leading order corrections to the PGF structure function are known [21] and recently [22] an analysis has been used to perform $(\alpha_S \ln(Q^2/m_c^2))^n$ resummation up to $\mathcal{O}(\frac{m_c^2}{Q^2})$ for $Q^2 \gg m_c^2$. Such an approach is of course not applicable in the threshold region $Q^2 \gtrsim m_c^2$. However for many purposes the PGF procedure is insufficient. If we consider the high Q^2 limit of C_g^{PGF} we get

$$C_g^{\text{PGF}} \rightarrow \left\{ z^2 + (1-z)^2 \right\} \ln \left(\frac{1-z}{z} \frac{Q^2}{m_c^2} \right) + 8z(1-z) - 1 \quad (9)$$

as $m_c \rightarrow 0$, which differs from the exact $m_c = 0$ coefficient $C_g^{(1)}$ by the presence of Q^2/m_c^2 in the argument of the logarithm. This is a signal of potentially large logs which should be resummed by GLAP evolution. Thus at large Q^2 we should include the charm quark as a parton in GLAP evolution. In fact we should be able to provide a charm pdf all the way down to the charm threshold in order to insert all relevant pdf's into calculations of other perturbative QCD processes. The goal therefore is to do this in a consistent way

Variable flavour number scheme procedure

Here the procedure is to have no charm pdf below $Q^2 = m_c^2$ but for $Q^2 \geq m_c^2$ to have $c + \bar{c} \sim \alpha_s P_{qg} \ln Q^2/m_c^2$, where P_{qg} is the splitting function $g \rightarrow c\bar{c}$ evaluated with $m = 0$. Below $Q^2 = m_c^2$ charm is produced solely by boson-gluon fusion

as above and this is labelled the ‘fixed flavour number’ scheme (FFNS). Thus for $n_f = 3$ we have an OPE for the structure functions

$$F = C_{FFNS} \left(\frac{Q^2}{\mu^2}, \frac{m_c^2}{\mu^2}, \alpha_s(\mu^2) \right) \hat{O}_{FFNS}(\alpha_s(\mu^2)) + \mathcal{O}\left(\frac{\Lambda^2}{Q^2}\right) \quad (10)$$

Above $Q^2 = m_c^2$ we work in the ‘variable flavour number’ scheme (VFNS) with $n_f = 4$ and write the OPE

$$F = C_{VFNS} \left(\frac{Q^2}{\mu^2}, \alpha_s(\mu^2) \right) \hat{O}_{VFNS}\left(\frac{Q^2}{\mu^2}, \frac{m_c^2}{\mu^2}, \alpha_s(\mu^2)\right) + \mathcal{O}\left(\frac{m_c^2}{Q^2}\right) \quad (11)$$

While the operators \hat{O}_{VFNS} nominally depend on m_c^2 they can be chosen so that they *evolve* according to $m = 0$ RGE’s. Thus in the VFNS the m_c^2 dependence appears only in the *corrections*. The coefficients C_{VFNS} are simply the usual massless $\overline{\text{MS}}$ coefficients $C_{\overline{\text{MS}}}$. The two schemes must be mutually consistent at all $Q^2 > m_c^2$ which implies (from eqns.(10,11)) that the $\mathcal{O}\left(\frac{m_c^2}{Q^2}\right)$ contribution in eq.(11) can be written in the form

$$C' \left(\frac{m_c^2}{\mu^2} \right) \hat{O}_{FFNS}(\alpha_s(\mu^2)) + \mathcal{O}\left(\frac{\Lambda^2}{\mu^2}\right) \quad (12)$$

where C' is a coefficient which \sim powers of $\frac{m_c^2}{\mu^2}$. If we express the relation between the operators of the two schemes through a matrix A ,

$$\hat{O}_{VFNS} = A \left(\frac{m_c^2}{\mu^2}, \alpha_s(\mu^2) \right) \hat{O}_{FFNS}(\alpha_s) \quad (13)$$

then, in particular, the charm pdf is determined purely in terms of the *light* parton pdf’s – principally the gluon distribution of course. The structure functions above $Q^2 = m_c^2$ can again be expressed in terms of the VFNS operators but now up to $\mathcal{O}\left(\frac{\Lambda^2}{Q^2}\right)$ corrections,

$$\begin{aligned} F &= \left[C_{VFNS} \left(\frac{Q^2}{\mu^2}, \alpha_s \right) + C' \left(\frac{m_c^2}{\mu^2} \right) A^{-1} \right] \hat{O}_{VFNS} + \mathcal{O}\left(\frac{\Lambda^2}{Q^2}\right) \\ &= C_{ACOT} \left(\frac{Q^2}{\mu^2}, \frac{m_c^2}{\mu^2}, \alpha_s \right) \hat{O}_{VFNS} + \mathcal{O}\left(\frac{\Lambda^2}{Q^2}\right) \end{aligned} \quad (14)$$

where C_{ACOT} is the coefficient in the ACOT [7,9] formalism which then depends on m_c^2 . Thus in the ACOT formalism, while the partons obey a simple evolution (independent of m_c^2), the coefficients would have a complicated dependence on m_c^2 . From eqns (10,14) we obtain the relation between the coefficient functions ²

²⁾ I am grateful to Robert Thorne for clarifying my understanding of the connection between the FFNS and VFNS.

$$C_{ACOT} \left(\frac{Q^2}{\mu^2}, \frac{m_c^2}{\mu^2}, \alpha_s \right) = C_{VFNS} \left(\frac{Q^2}{\mu^2}, \alpha_s \right) + C' \left(\frac{m_c^2}{\mu^2} \right) A^{-1} = C_{FFNS} \left(\frac{Q^2}{\mu^2}, \frac{m_c^2}{\mu^2}, \alpha_s \right) A^{-1} \quad (15)$$

where the term $C' A^{-1}$ on the rhs $\rightarrow 0$ as $Q^2 \rightarrow \infty$.

Buza *et al.* [22] have evaluated the coefficient functions for $Q^2 \gg m_c^2$ in the VFNS and the FFNS to NLO. They find that for $Q^2 \gtrsim 20 \text{GeV}^2$ the two schemes agree very closely. The same authors have worked out the relation (13) in the limit $Q^2 \gg m_c^2$ exactly through terms $\ln^2(m_c^2/\mu^2)$, $\ln(m_c^2/\mu^2)$ and constants. This infers a matching of all the four flavour pdf's above the scale $\mu^2 = m_c^2$, to the three flavour pdf's below. Again this is only for $Q^2 \gg m_c^2$, which does not solve the problem of what to do at $Q^2 \sim m_c^2$. So there has to be another matching between the calculated $c\bar{c}$ production cross section in the threshold region to the charm pdf prescription at $Q^2 \gg m_c^2$. In leading order this is exactly the ACOT procedure. It remains to be investigated how to do this retaining terms $\mathcal{O}(m_c^2/Q^2)$ at NLO.

Thus although the FFNS \rightarrow VFNS change of factorization scheme is very attractive in principle, a major problem arises when one tries to go down in Q^2 (still at NLO) all the way to the charm threshold - retaining the $C' A^{-1}$ term - which is the eventual aim of ACOT. The A^{-1} term is the one which contains the subtraction in the gluon coefficient functions for F_2^C in eq.(2) to avoid double counting which at LO is quite straightforward and takes the form

$$C_g^{(1)}(z) = C_g^{PGF}(z) - \alpha_s C_c^{(0)} \times P_{gg}^{(0)} \ln Q^2/m_c^2$$

The effect of this is that F_2^c is described at low Q^2 by PGF but as $Q^2 \rightarrow \infty$ by the evolved charm pdf.

Since the way it has been formulated is only at *leading order* (the charm pdf evolves only via $P_{gg}^{(0)}(z)$) this allows the standard expression to be used for the gluon coefficient function. We are still left with the problem of how to evolve *all* the pdf's beyond L.O. - in the $\overline{\text{MS}}$ scheme say. While the splitting functions will continue to have the $m = 0$ forms, the entire m^2 dependence is put into the coefficient functions which will make them (the light parton coefficient functions as well as the charm coefficient functions) extremely complicated when they are eventually computed.

MRRS procedure

In view of the practical difficulties of implementing the ACOT procedure at NLO, Ryskin and MRS [10] introduce an alternative prescription which is consistent at all orders but which generates partons which may be used with the *conventional* $\overline{\text{MS}}$ coefficient functions. The charm quark evolution is modified however - of course only for $Q^2 \gg m_c^2$ does it evolve according to the massless $\overline{\text{MS}}$. The modified splitting function is derived by studying the leading log decomposition of the Feynman diagrams and takes the form

$$\begin{aligned}
P_{cg}^{(0)}\left(z, \frac{m_c^2}{Q^2}\right) &= \left[P_{qg}^{(0)}(z) \Big|_{m=0} + \frac{2m_c^2}{Q^2} z(1-z) \right] \Theta(Q^2 - m_c^2) \\
P_{cg}^{(1)}\left(z, \frac{m_c^2}{Q^2}\right) &= P_{qg}^{(1)}(z) \Big|_{m=0, \overline{\text{MS}}}
\end{aligned} \tag{16}$$

Thus as $Q^2 \gg m_c^2$, $P_{cg}(z, \frac{m_c^2}{Q^2}) \rightarrow P_{qg}(z) \Big|_{m=0}$ in the $\overline{\text{MS}}$ scheme. The NLO splitting function obtained from the ladder graph actually has a natural scale given by $Q^2 = (m_c^2 + k_T^2)/z(1-z)$. This choice was not the one chosen when the $\overline{\text{MS}}$ scheme was set up; instead the scale $Q^2 = (m_c^2 + k_T^2)$ was chosen and it is the latter scale which leads to the expression in eq.(16). The ‘natural’ choice of scale would have the advantage that it can be interpreted as corresponding to a ‘resolution threshold’ of $Q^2 = 4m_c^2$ below which Q^2 is too small to allow sufficient time to observe the $g \rightarrow c\bar{c}$ fluctuations. To avoid double counting the gluon coefficient function for F_2^c must have a subtraction term, i.e.

$$C_g^{(1)}\left(z, \frac{m_c^2}{Q^2}\right) = C_g^{PGF}\left(z, \frac{m_c^2}{Q^2}\right) - \Delta C_g\left(z, \frac{m_c^2}{Q^2}\right) \tag{17}$$

where

$$\Delta C_g\left(z, \frac{m_c^2}{Q^2}\right) \sim \int_{m_c^2}^{Q^2} P_{cg}^{(0)}\left(z, \frac{m_c^2}{Q^2}\right) d(\ln Q^2) \tag{18}$$

This subtraction ensures the required cancellation of the leading contribution to the charm quark evolution around $Q^2 \sim m_c^2$, but the NLO contribution from the $P_{cg}^{(1)}$ term is still significant. However inserting the condition that the natural scale should really be $Q^2 \sim 4m_c^2$ into the charm quark coefficient function forces the low Q^2 description of F_2^c to be given entirely by the PGF term. The resulting description of the measured F_2^c cross sections is remarkably successful - see fig. 8.

LARGE X

Because of the topical interest in the magnitude of the cross section at large x and large Q^2 it is worthwhile to study the precision by which we believe we understand the conventional DIS cross section. This translates into estimating our confidence in the large x pdf’s. In fig. 9 we show the electromagnetic contribution to F_2 at $x = 0.45$. For $Q^2 < 200 \text{ GeV}^2$ the data have a normalisation uncertainty of about 3%. Taking the pdf’s from the latest global analyses together with a generous uncertainty in the value of $\alpha_s(M_Z)$ – from 0.110 to 0.125 we see that this gives an additional 7% to the extrapolated value at $Q^2 \sim 10^5 \text{ GeV}^2$. Including the standard interference term with the weak neutral current the resulting cross section for $e^+p \rightarrow e^+X$ in the region of the observed excess at HERA is then determined to within about 10%.

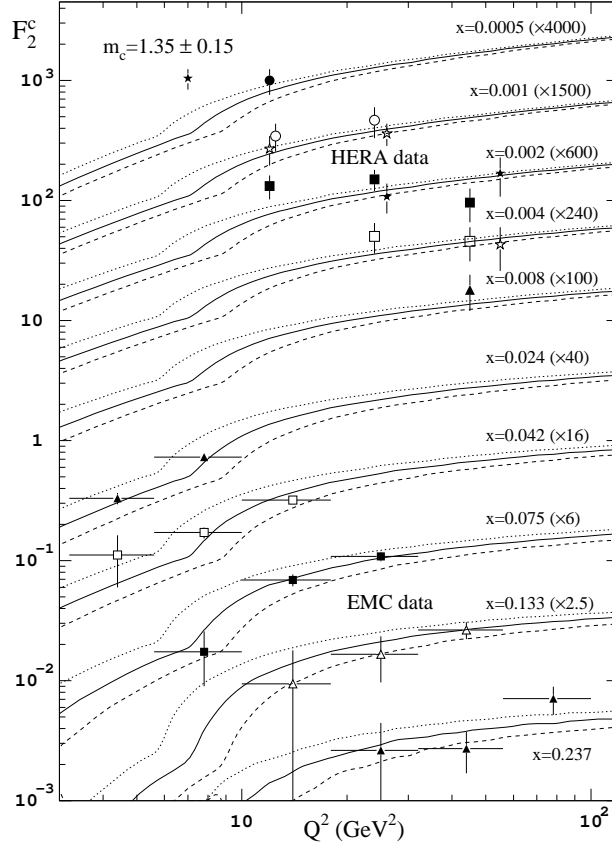


FIGURE 8. Comparison of the data on the charm structure function with the analysis of ref. [10]. The HERA data are from refs [3,4], the Zeus points denoted by stars. The large x data are from EMC [17].

RE-SUMMED $\ln(1/X)$ TERMS

So far I have discussed fits using LO and NLO resummation of large $\log Q^2$ terms. Now we should ask is this really good enough when, at HERA, we explore x below 10^{-5} , i.e. $\ln 1/x > 9$, and the BFKL resummation of $\ln 1/x$ terms i.e. $\Sigma \alpha_s^n (\ln 1/x)^m$ should somehow be included. Catani and Hautmann [24], by incorporating k_T -factorisation into the collinear factorisation framework, calculated the relevant anomalous dimensions to lowest order in α_s for each power of $\ln(1/x)$ and similarly for the coefficient functions. This prompted attempts to calculate structure functions within the conventional R.G. framework but including the leading $\ln(1/x)$ terms. Comparisons with data suggested no improvement over fits with soft inputs and without $\ln(1/x)$ resummation [25,26] and indeed could worsen the

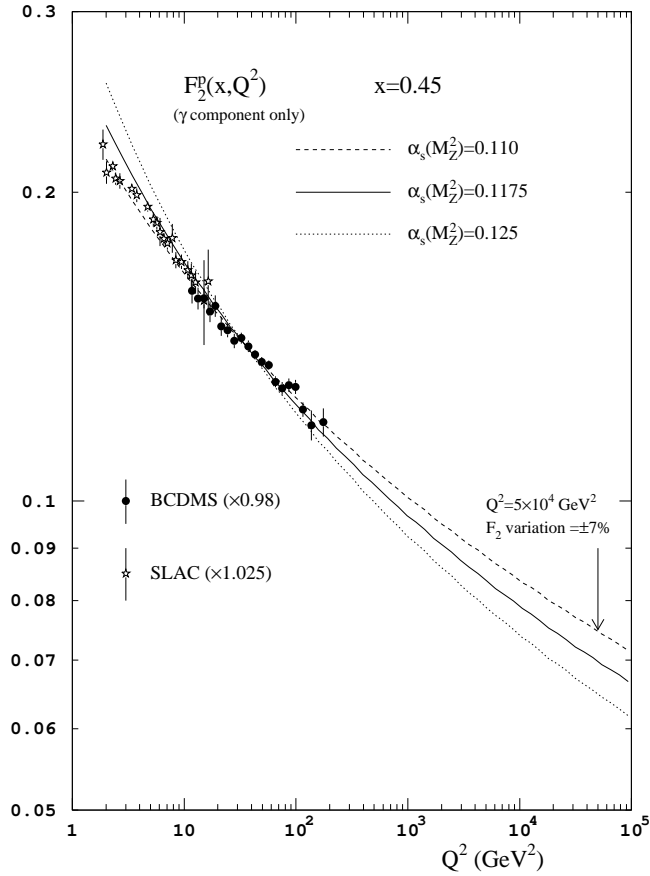


FIGURE 9. $F_2(e.m.)$ at $x = 0.45$. The data shown are from BCDMS [14] and from SLAC [15].

agreement with data. Furthermore there was a strong dependence on the choice of factorisation scheme in which the leading $\ln 1/x$ terms were included [25–28].

The key to incorporating the resummation contributions is to derive an expansion for the structure functions which is leading order in both $\ln(1/x)$ and $\alpha_s(Q^2)$ and which is renormalisation scheme consistent. Thorne [5] has shown that this automatically leads to results which are factorisation scheme invariant and provides a framework in which the ‘physical’ anomalous dimensions of Catani [29] emerge naturally. This framework is discussed more fully in Thorne’s talk [30]. There is a decided improvement in the description of the F_2 data as a result of including the $\ln(1/x)$ contributions in this theoretically consistent manner, especially at small x . Fig.10 shows a comparison with the low x data and such a fit demonstrating the better agreement at very low x .

Perhaps the sharpest prediction of this approach is the behaviour of $F_L(x, Q^2)$ at small x where the magnitude of the longitudinal structure function is much smaller than the ‘conventional’ two loop prediction. Indeed as a final note for this talk

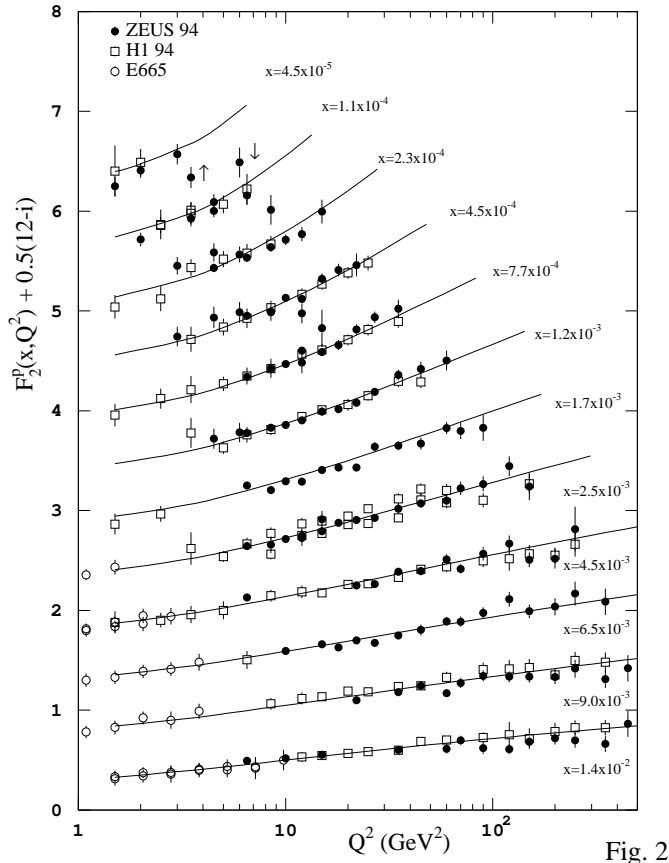


Fig. 2

FIGURE 10. Comparison of the low x data for $F_2(x, Q^2)$ with the leading order renormalisation scheme consistent fit from ref [5].

I would stress the importance of measuring directly F_L at HERA as a probe of dynamics of small x physics.

ACKNOWLEDGMENTS

I am grateful for many discussions with Alan Martin, Misha Ryskin, James Stirling and Robert Thorne and for comments from Jack Smith.

REFERENCES

1. NMC collab.: M. Arneodo *et al.* hep-ph/9610231, to be published in Nucl. Phys.
2. CCFR collab.: W.G. Seligman *et al.* hep-ex/9701017, to be published in Phys. Rev. Lett. and W.G. Seligman, Ph.D. thesis (Columbia University), Nevis report 292.
3. H1 collab.: C. Adloff *et al.*, DESY-96-138 (1996)

4. ZEUS collab.: J. Roldan *et al.*, talk in the WG1 session at this workshop.
5. R.S. Thorne, Phys. Lett. **B392** 463 (1997); Rutherford Lab. report RAL-TR-96-065, hep-ph/9701241.
6. H.L. Lai and W. K. Tung, CTEQ preprint MSU-HEP-61222, CTEQ-622 (1997).
7. M.A.G. Aivazis, J.C. Collins, F.I. Olness and W.-K. Tung, Phys. Rev. **D50** 3102 (1994).
8. H1 collaboration: S. Aid *et al.*, Nucl. Phys. **B470** 3 (1996).
9. J.C. Collins and W.-K. Tung, *Nucl. Phys.* **B278** 934 (1986); F.I. Olness and W.-K. Tung, *Nucl. Phys.* **B308** 813 (1988); M.A.G. Aivazis, F.I. Olness and W.-K. Tung, *Phys. Rev. Lett.* **65** 2339 (1990).
10. A. D. Martin, R. G. Roberts, M. G. Ryskin and W. J. Stirling, preprint DTP/96/102, RAL-TR-96-103.
11. A.D. Martin, R.G. Roberts and W.J. Stirling, Phys. Lett. **B387** 419 (1996).
12. ZEUS collaboration: M. Derrick *et al.*, Zeit. Phys. **C69** 607 (1996); Zeit. Phys. **C72** 399 (1996).
13. R. D. Ball and S. Forte, Phys. Lett. **B358** 365 (1995).
14. BCDMS collaboration: A.C. Benvenuti *et al.*, Phys. Lett. **B223** 485 (1989).
15. L.W. Whitlow *et al.*, Phys. Lett. **B282** 475 (1992); L.W. Whitlow, preprint SLAC-357 (1990).
16. E665 collaboration: M.R. Adams *et al.*, Phys. Rev. **D54** 3006 (1996).
17. EMC collab.: J.J. Aubert *et al.*, Nucl. Phys. **B213** 31 (1983).
18. A.D. Martin, R.G. Roberts and W.J. Stirling, Phys. Rev. **D50** 6734 (1994).
19. M. Glück, E. Hoffmann and E. Reya, Z. Phys. **C13** 119 (1982).
20. M. Glück, E. Reya and M. Stratmann, Nucl. Phys. **B422** 37 (1994).
21. E. Laernen, S. Riemersma, J. Smith and W.L. van Neerven, Nucl. Phys. **B392** 162 (1993).
22. M. Buza, Y. Matiounine, J. Smith and W.L. van Neerven, preprint NIKHEF/96-027 (1996).
23. M. Buza, Y. Matiounine, J. Smith and W.L. van Neerven, preprint DESY 96-258 (1996).
24. S. Catani and F. Hautmann, Phys. Lett. **B315** 157 (1993); Nucl. Phys **B427** 475 (1994).
25. R.D. Ball and S. Forte, Phys. Lett. **B351** 313 (1995); Phys. Lett. **B358** 365 (1995).
26. J.R. Forshaw, R.G. Roberts and R.S. Thorne, Phys. Lett. **B356** 79 (1995).
27. S. Catani, Zeit. Phys. **C70** 263 (1996).
28. M. Ciafaloni, Phys. Lett. **B356** 74 (1995).
29. S. Catani, talk at UK workshop on HERA physics, 1995, unpublished; preprint hep-ph/9609263, DFF 248/4/96; preprint hep-ph/9608310, to appear in Proc. DIS96.
30. R.S. Thorne, talk in the WG1 session at this workshop.