

Tevatron Constraints on Topcolor-Assisted Technicolor

Yumian Su,^{*} Gian Franco Bonini,[†] and Kenneth Lane[‡]

Department of Physics, Boston University, Boston, Massachusetts, 02215

(July 28, 2019)

Abstract

We study the constraints on models of topcolor-assisted technicolor arising from measurements of high- E_T jets and high-mass lepton pairs at the Tevatron collider. Existing data can eliminate models that have appeared in the literature.

The dynamical electroweak symmetry breaking scheme known as topcolor-assisted technicolor (TC2) was proposed [1] to resolve the difficulties of top-condensate models [2,3] and of technicolor models [4,5]. Technicolor, augmented by extended technicolor, has been unable to explain the large mass of the top quark without conflict with precision electroweak measurements [6] or unacceptable fine tuning of parameters. On the other hand, models with electroweak symmetry breaking induced by strong topcolor interactions that are consistent with precision electroweak measurements require a topcolor energy scale much higher than the electroweak scale and, therefore, very severe fine tuning. These problems are ameliorated in TC2. Technicolor interactions at the electroweak scale are responsible for electroweak symmetry breaking, and extended technicolor generates the hard masses of all quarks and leptons *except* that of the top quark. Strong topcolor interactions, broken near 1 TeV, induce a large top condensate and all but a few GeV of the top mass, but contribute little to electroweak symmetry breaking.

In the simpler TC2 models, an (as yet unspecified) extended technicolor gauge group breaks down to [1,7–9]:

$$G_{TC} \otimes SU(3)_1 \otimes U(1)_1 \otimes SU(3)_2 \otimes U(1)_2 \otimes SU(2)_L \quad (1)$$

with coupling constants g_{TC} , g_1 , g'_1 , g_2 , g'_2 , and g , respectively, where $g_1^2 \gg g_2^2$ and $g_1'^2 \gg g_2'^2$. At an energy scale of order 1 TeV, the gauge symmetries in Eq. (1) break down into the usual color and hypercharge groups: $SU(3)_1 \otimes SU(3)_2 \rightarrow SU(3)_c$, $U(1)_1 \otimes U(1)_2 \rightarrow U(1)_Y$. Because of this breaking, the model has eight color-octet vector bosons and one neutral Z' , all of which have masses of order 1 TeV. In the models of Ref. [8], $SU(3)_1$ couples only to third-generation quarks, but the strong $U(1)_1$ couples to *all* fermions. This was necessary to achieve mixing between the third generation of quarks and the two lighter generations while ensuring, among other things, that gauge anomalies cancelled. Thus, only the Z' couples strongly to the first two families of quarks and leptons. In what follows, we show that Tevatron experiments on high- E_T jets and high-invariant-mass lepton pairs already put stringent constraints on the Z' mass and couplings for models such as those in Refs. [8,9].

At the Tevatron energy the Z' interactions relevant for jet production are well approximated by four-fermion terms:¹

$$\mathcal{L}_{qq} = -\frac{g_{Z'}^2}{2M_{Z'}^2} \left[\sum_{q=u,d,c,s} (b \bar{q}_L \gamma_\mu q_L + b' \bar{q}_R \gamma_\mu q_R) + d(\bar{t}_L \gamma_\mu t_L + \bar{b}_L \gamma_\mu b_L) + d' \bar{t}_R \gamma_\mu t_R + d'' \bar{b}_R \gamma_\mu b_R \right]^2. \quad (2)$$

where $g_{Z'} = \sqrt{g_1'^2 + g_2'^2}$. The Z' interaction modifying $\ell^+ \ell^-$ production is

$$\mathcal{L}_{q\ell} = -\frac{g_{Z'}^2}{M_{Z'}^2} \sum_{q=u,d,c,s} (b \bar{q}_L \gamma^\mu q_L + b' \bar{q}_R \gamma^\mu q_R) \sum_{\ell=e,\mu} (a \bar{\ell}_L \gamma_\mu \ell_L + a' \bar{\ell}_R \gamma_\mu \ell_R). \quad (3)$$

The $U(1)_1$ hypercharges a, b, b', d, d', d'' are expected to be not much less than one. The charge a must be the same for left and right-handed electrons to avoid large atomic parity violation when $M_{Z'} \sim 1$ TeV [9]. In the computations that follow, we have taken $d = b$ and $d' = d'' = b'$ for the b -quark terms, and have ignored the t -quark terms. This simplification has negligible effect on our results.

We start by considering dijet production. The relevant leading-order parton-level cross sections that are modified by Z' exchange are:

$$\begin{aligned} \frac{d\hat{\sigma}}{dt}(qq \rightarrow qq) &= \frac{4\pi}{9s^2} \alpha_s^2 \left[\frac{\hat{s}^2 + \hat{u}^2}{\hat{t}^2} + \frac{\hat{s}^2 + \hat{t}^2}{\hat{u}^2} - \frac{2}{3} \frac{\hat{s}^2}{\hat{t}\hat{u}} \right] - \frac{8}{9} \frac{\alpha_{Z'} \alpha_s}{M_{Z'}^2} \left[\frac{\hat{s}^2}{\hat{t}} + \frac{\hat{s}^2}{\hat{u}} \right] (b^2 + b'^2) \\ &\quad + \frac{\alpha_{Z'}^2}{M_{Z'}^4} \left[\frac{8}{3} (b^4 + b'^4) \hat{s}^2 + 2b^2 b'^2 (\hat{u}^2 + \hat{t}^2) \right] \\ \frac{d\hat{\sigma}}{dt}(qq' \rightarrow qq') &= \frac{4\pi}{9s^2} \alpha_s^2 \left(\frac{\hat{s}^2 + \hat{u}^2}{\hat{t}^2} \right) + \frac{\alpha_{Z'}^2}{M_{Z'}^4} \left[(b^4 + b'^4) \hat{s}^2 + 2b^2 b'^2 \hat{u}^2 \right] \\ \frac{d\hat{\sigma}}{dt}(q\bar{q}' \rightarrow q\bar{q}') &= \frac{4\pi}{9s^2} \alpha_s^2 \left(\frac{\hat{s}^2 + \hat{u}^2}{\hat{t}^2} \right) + \frac{\alpha_{Z'}^2}{M_{Z'}^4} \left[(b^4 + b'^4) \hat{u}^2 + 2b^2 b'^2 \hat{s}^2 \right] \\ \frac{d\hat{\sigma}}{dt}(q\bar{q} \rightarrow q'\bar{q}') &= \frac{4\pi}{9s^2} \alpha_s^2 \left(\frac{\hat{t}^2 + \hat{u}^2}{\hat{s}^2} \right) + \frac{\alpha_{Z'}^2}{M_{Z'}^4} \left[(b^4 + b'^4) \hat{t}^2 + 2b^2 b'^2 \hat{u}^2 \right] \\ \frac{d\hat{\sigma}}{dt}(q\bar{q} \rightarrow q\bar{q}) &= \frac{4\pi}{9s^2} \alpha_s^2 \left[\frac{\hat{s}^2 + \hat{u}^2}{\hat{t}^2} + \frac{\hat{u}^2 + \hat{t}^2}{\hat{s}^2} - \frac{2}{3} \frac{\hat{u}^2}{\hat{t}\hat{s}} \right] - \frac{8}{9} \frac{\alpha_{Z'} \alpha_s}{M_{Z'}^2} \left[\frac{\hat{u}^2}{\hat{t}} + \frac{\hat{u}^2}{\hat{s}} \right] (b^2 + b'^2) \\ &\quad + \frac{\alpha_{Z'}^2}{M_{Z'}^4} \left[\frac{8}{3} (b^4 + b'^4) \hat{u}^2 + 2b^2 b'^2 (\hat{s}^2 + \hat{t}^2) \right] \end{aligned} \quad (4)$$

Here, q and q' denote quarks of different flavors; $\alpha_{Z'} = g_{Z'}^2/4\pi$.

¹Here and throughout, we ignore the energy-dependent width of the Z' .

Using Eq. (4), we computed the high- E_T jet rate and compared it to lowest-order QCD (LO QCD) in Fig.1. To compare with the CDF data also shown there [10], we integrated over the jet pseudorapidity region $0.1 < |\eta| < 0.7$, and used the MRSD0' parton distribution functions [11] with the renormalization scale $\mu = E_T$. We varied the $U(1)_1$ hypercharges b and b' while fixing $\alpha_{Z'}/M_{Z'}^2 = 0.075 \text{ TeV}^{-2}$ (this is not a restriction, since the cross section depends on parameters only in combinations such as $\alpha_{Z'}b^2/M_{Z'}^2$). We normalized our results by fitting to CDF data in the region $40 < E_T < 120 \text{ GeV}$ where jet production is dominated by t and u -channel gluon exchange. For a $\chi_{35}^2 \equiv \chi^2/\text{d.o.f.} = 1.2$ (d.o.f. = 35), corresponding to a confidence level of 80%, we found that the best-fit choice of parameters satisfies $b^2 + b'^2 = 4$ (see Fig.2).

A more stringent limit on Z' parameters can be obtained by performing the same analysis with the CTEQ4HJ [12] parton distribution functions. With $\alpha_{Z'}/M_{Z'}^2 = 0.075 \text{ TeV}^{-2}$ as before, the minimum $\chi_{35}^2 \simeq 2$ occurs for $b^2 + b'^2 \lesssim 1$. In the rest of this paper, as we compare with CDF data, we are going to discuss only results obtained with the MRS functions.

We also studied the dijet angular distribution dependence on the TC2 parameters. The CDF Collaboration has measured the ratio [13,14]

$$R = \frac{\int_0^{0.46} d\eta^* \frac{d^2\sigma}{dM_{jj}d\eta^*}}{\int_{0.46}^{0.80} d\eta^* \frac{d^2\sigma}{dM_{jj}d\eta^*}}, \quad (5)$$

where $\eta^* = (\eta_1 - \eta_2)/2$ is the pseudorapidity of a jet in the subprocess center-of-mass frame, η_i is the i -th jet rapidity, and M_{jj} is the dijet invariant mass. This ratio is fairly insensitive to the choice of parton distribution functions; we used MRSD0'. We have computed the same quantity using the best-fit parameters determined above, and the results are in reasonable agreement with the experimental values (see Fig.3). In this figure, we followed the CDF procedure [13] of normalizing the LO QCD + Z' curve by multiplying it, in each M_{jj} bin, by the ratio of the NLO QCD to LO QCD R -values in that bin.

The CDF measurements of the Drell-Yan rate [15] provide strong constraints on the Z' couplings to leptons. The subprocess cross section is

$$\frac{d\hat{\sigma}}{d\hat{t}}(q_i\bar{q}_i \rightarrow \ell^-\ell^+) = \frac{\pi\alpha^2}{3\hat{s}^2} \left[\mathcal{A}_i(\hat{s}) \left(\frac{\hat{u}}{\hat{s}} \right)^2 + \mathcal{B}_i(\hat{s}) \left(\frac{\hat{t}}{\hat{s}} \right)^2 \right], \quad (6)$$

where

$$\begin{aligned} \mathcal{A}_i(\hat{s}) = & \left[Q_i + \frac{4}{\sin^2 2\theta_W} (T_{3i} - Q_i \sin^2 \theta_W) \left(\frac{1}{2} - \sin^2 \theta_W \right) \left(\frac{\hat{s}}{\hat{s} - M_Z^2} \right) + \frac{\hat{s}}{M_{Z'}^2} \frac{\alpha_{Z'}}{\alpha} ba \right]^2 \\ & + \left[Q_i + Q_i \tan^2 \theta_W \left(\frac{\hat{s}}{\hat{s} - M_Z^2} \right) + \frac{\hat{s}}{M_{Z'}^2} \frac{\alpha_{Z'}}{\alpha} b'a \right]^2 \end{aligned} \quad (7)$$

$$\begin{aligned} \mathcal{B}_i(\hat{s}) = & \left[Q_i - \frac{1}{\cos^2 \theta_W} (T_{3i} - Q_i \sin^2 \theta_W) \left(\frac{\hat{s}}{\hat{s} - M_Z^2} \right) + \frac{\hat{s}}{M_{Z'}^2} \frac{\alpha_{Z'}}{\alpha} ba \right]^2 \\ & + \left[Q_i - \frac{1}{\cos^2 \theta_W} Q_i \left(\frac{1}{2} - \sin^2 \theta_W \right) \left(\frac{\hat{s}}{\hat{s} - M_Z^2} \right) + \frac{\hat{s}}{M_{Z'}^2} \frac{\alpha_{Z'}}{\alpha} b'a \right]^2. \end{aligned} \quad (8)$$

We computed the LO QCD-plus- Z' Drell-Yan rate using the MRS(A) parton distribution functions [11]. We obtained good agreement with the CDF data below dilepton invariant mass $M \simeq 120$ GeV by multiplying the cross section by $K = 1.5$. The CDF data was then used to constrain the hypercharge products ab and ab' . The allowed regions corresponding to 68% and 90% confidence levels are shown in Fig.4. In Fig.5 we show the CDF data and the computed cross section for the particular choice of parameters $\alpha_{Z'}/M_{Z'}^2 = 0.075 \text{ TeV}^{-2}$, $ab = 0.9$ and $ab' = 0$.

Although no fully acceptable TC2 model has been constructed so far (a typical problem is the presence of unwanted Goldstone bosons), it is interesting to apply our constraints to a set of parameters that guarantee anomaly cancellation for the gauge interactions based on Eq. (1) [9]: $a = -1.6983$, $b = 0.5157$, $b' = 0.6233$. Chivukula and Terning [16] have found that consistency of this model with precision electroweak measurements requires $M_{Z'} > 2.7 \text{ TeV}$. We cannot set bounds on $\alpha_{Z'}$ and $M_{Z'}$ separately, but the inclusive-jet test provides a best-fit ($\chi_{35}^2 = 2$) value for this ratio which is comfortably within the limits we obtained above: $\alpha_{Z'}/M_{Z'}^2 = 0.46 \text{ TeV}^{-2}$. However, a much more stringent bound comes from the Drell-Yan data, which require $\alpha_{Z'}/M_{Z'}^2 < 0.017 \text{ TeV}^{-2}$. This constraint cannot be satisfied unless either $M_{Z'} \gtrsim 4 \text{ TeV}$ or $\alpha_{Z'} \ll 1$. In either case, there is unacceptable fine tuning because the topcolor breaking scale is much larger than the top-quark mass that it generates or the $SU(3)_1$ coupling must be set very close to its critical value for chiral symmetry

breaking [17]. Although this specific choice of parameters is ruled out, the same conclusion is not necessarily true for the whole class of TC2 models. It remains an open question whether a TC2 model exists that is both experimentally allowed and theoretically palatable.

We thank Kaori Maeshima, Robert Harris, and the CDF Collaboration for much help and permission to display their data. We thank John Butler for several useful conversations and Elizabeth Simmons for providing her computer code. This research was supported in part by the Department of Energy under Grant No. DE-FG02-91ER40676.

REFERENCES

- * Electronic address: yumian@buphy.bu.edu.
- † Electronic address: bonini@bu.edu.
- ‡ Electronic address: lane@buphyc.bu.edu.
- [1] C. T. Hill, Phys. Lett. **B345**, 483 (1995); *Topcolor*, Fermilab-Conf-97/032-T, invited talk presented at the 1996 Workshop on Strongly Coupled Gauge Theories, Nagoya, Japan, November 1996.
- [2] Y. Nambu, in *New Theories in Physics*, Proceedings of the XI International Symposium on Elementary Particle Physics, Kazimierz, Poland, 1988, edited by Z. Adjuk, S. Pokorski and A. Trautmann (World Scientific, Singapore, 1989); Enrico Fermi Institute Report EFI 89-08 (unpublished); V. A. Miransky, M. Tanabashi and K. Yamawaki, Phys. Lett. **B221**, 177 (1989); Mod. Phys. Lett. **A4**, 1043 (1989); W. A. Bardeen, C. T. Hill and M. Lindner, Phys. Rev. **D41**, 1647 (1990).
- [3] C. T. Hill, Phys. Lett. **B266**, 419 (1991) ; S. P. Martin, Phys. Rev. **D45**, 4283 (1992); *ibid* **D46**, 2197 (1992); Nucl. Phys. **B398**, 359 (1993); M. Lindner and D. Ross, Nucl. Phys. **B370**, 30 (1992); R. Bönisch, Phys. Lett. **B268**, 394 (1991); C. T. Hill, D. Kennedy, T. Onogi, H. L. Yu, Phys. Rev. **D47**, 2940 (1993).
- [4] S. Weinberg, Phys. Rev. **D19**, 1277 (1979); L. Susskind, Phys. Rev. **D20**, 2619 (1979).
- [5] S. Dimopoulos and L. Susskind, Nucl. Phys. **B155**, 237 (1979); E. Eichten and K. Lane, Phys. Lett. **B90**, 125 (1980).
- [6] See, e.g., R. S. Chivukula, S. B. Selipsky, and E. H. Simmons, Phys. Rev. Lett. **69**, 575 (1992); R. S. Chivukula, E. H. Simmons, and J. Terning, Phys. Lett. **B331**, 383 (1994), and references therein.
- [7] K. Lane and E. Eichten, Phys. Lett. **B352**, 382 (1995), hep-ph/9503433.

- [8] K. Lane, Phys. Rev. **D54**, 2204 (1996), hep-ph/9602221.
- [9] K. Lane, *Progress on Symmetry Breaking and Generational Mixing in Topcolor-Assisted Technicolor*, invited talk presented at the 1996 Workshop on Strongly Coupled Gauge Theories, Nagoya, Japan, November 1996, BUHEP-97-8, hep-ph/9703233.
- [10] CDF Collaboration, F. Abe *et al.*, Phys. Rev. Lett. **B77**, 438 (1996).
- [11] A. D. Martin, R. G. Roberts and W. J. Stirling, Phys. Lett. **B306**, 145 (1993); erratum: *ibid.* **B309**, 492 (1993); Phys. Rev. **D50**, 6734 (1994); H. Plochow-Besch, *PDFLIB: A library of all available parton density functions of the nucleon, the pion and the photon and the corresponding $\alpha(s)$ calculations*, Comp. Phys. Comm. **75**, 396-416 (1993).
- [12] H. L. Lai *et al.*, Phys. Rev. **D55**, 1280 (1997), hep-ph/9606399.
- [13] CDF Collaboration, F. Abe *et al.*, Phys. Rev. Lett. **B77**, 5336 (1996).
- [14] D. E. Soper, *Jets and Partons*, talk given at the 28th International Conference on High Energy Physics, Warsaw, Poland, July 1996, hep-ph/9610434.
- [15] A. Bodek (for the CDF Collaboration), FERMILAB-CONF-96-381-E, August 1996, talk presented at the Cracow International Symposium on Radiative Corrections (CRAD96), Cracow, Poland; CDF homepage, <http://www.cdf.fnal.gov/physics/ewk/dy.html>.
- [16] R. S. Chivukula and J. Terning, Phys. Lett. **B385**, 209 (1996) and private communication.
- [17] R. S. Chivukula, B. A. Dobrescu and J. Terning, Phys. Lett. **B353**, 289 (1995).

FIGURES

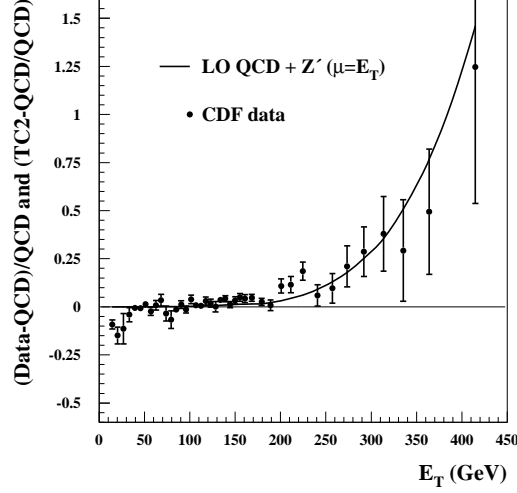


FIG. 1. Difference plot of $(\text{data-QCD})/\text{QCD}$ and $(\text{TC2-QCD})/\text{QCD}$ for the inclusive jet cross section as a function of jet transverse energy E_T in the central pseudorapidity region $0.1 < |\eta| < 0.7$. Points with statistical (only) error bars are CDF data [10]. The solid curve shows the LO QCD plus the Z' gauge boson in TC2 models with $b^2 + b'^2 = 4$ (best-fit value, see Fig.2) and $\alpha_{Z'}/M_{Z'}^2 = 0.075 \text{ TeV}^{-2}$.

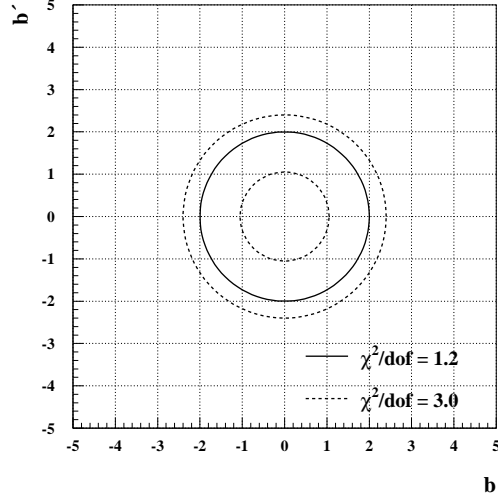


FIG. 2. Parameter space region for inclusive jet production corresponding to χ^2_{35} between 1.2 and 3, for a model with $\alpha_{Z'}/M_{Z'}^2 = 0.075 \text{ TeV}^{-2}$. Only statistical errors are used in computing χ^2_{35} . The QCD limit ($b = b' = 0$) has $\chi^2_{37} \simeq 3.4$.

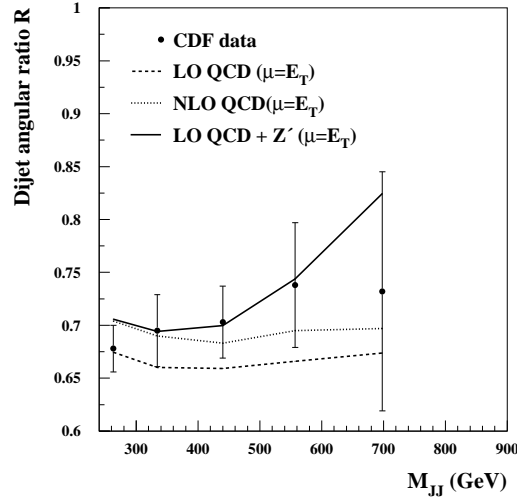


FIG. 3. Dijet angular ratio R as a function of the dijet invariant mass. Points with error bars are CDF data [13]; statistical and systematic errors are added in quadrature. The solid curve shows the LO QCD plus the extra gauge boson Z' in a TC2 model with $b^2 + b'^2 = 4$ and $\alpha_{Z'}/M_{Z'}^2 = 0.075 \text{ TeV}^{-2}$. The normalization of this curve is described in the text.

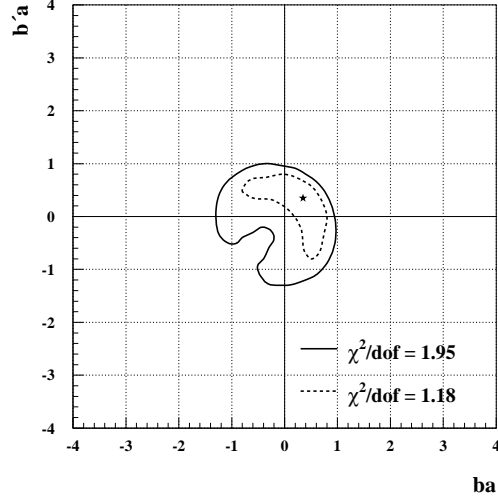


FIG. 4. Parameter space regions allowed by CDF Drell-Yan data at the 68% (dotted line) and 90% (solid line) confidence levels, for $\alpha_{Z'}/M_{Z'}^2 = 0.075 \text{ TeV}^{-2}$. The star corresponds to the best-fit.

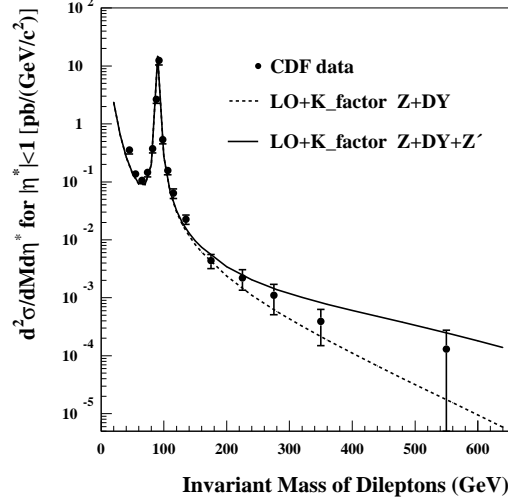


FIG. 5. Drell-Yan dilepton ($ee, \mu\mu$) pair production cross section $d^2\sigma/dM d\eta^*$ (averaged over $|\eta^*| < 1$) as a function of the dilepton invariant mass. Points with error bars are CDF data [15]. The solid curve shows the LO QCD plus the extra gauge boson Z' with $\alpha_{Z'}/M_{Z'}^2 = 0.075 \text{ TeV}^{-2}$, $ab = 0.9$, $ab' = 0$. For comparison, the LO QCD curve is shown by the dashed line.