

# Quasiscaling in the analysis of the yield ratio $\pi^-/\pi^+$ : Mathematical structure and estimation of source size

Takeshi Osada,<sup>\*</sup> Minoru Biyajima<sup>†</sup> and Grzegorz Wilk<sup>‡ §</sup>

*Department of Physics, Faculty of Science, Shinshu University, Matsumoto 390, Japan*  
(November 13, 2018)

Recently we have found that integral of the squared Coulomb wave function describing system composed of charged pion and central charged fragment  $Z_{\text{eff}}$  protons,  $|\psi_r(r)|^2$ , times pion source function  $\rho(r)$  (of the size  $\beta$ ),  $\int dr |\psi_r(r)|^2 \rho(r)$ , shows a quasiscaling behavior. This is approximately invariant under the following transformation:  $(\beta, Z_{\text{eff}}) \rightarrow (\lambda\beta, \lambda Z_{\text{eff}})$ ;  $\lambda > 0$ . We called such behavior  $\beta$ - $Z_{\text{eff}}$  quasiscaling. We examine this quasiscaling behavior in detail. In particular we provide a semi-analytical examination of this behavior and confirm it for the exponential pionic source functions in addition to the Gaussian ones and for the production of  $K$  mesons as well. When combined with the results of the HBT, a result of the yield ratio allows us to estimate the size of the central charged fragment (CCF) to be  $125 \leq Z_{\text{eff}} \leq 150$  for Pb+Pb collisions at energy 158 GeV/nucleon. From our estimation, the baryon number density  $0.024 \leq n_B \leq 0.036$  [1/fm<sup>3</sup>] is obtained.

## I. INTRODUCTION

Recently E866 [1] and NA44 [2] collaborations reported a remarkable deviation from unity of the yield ratio  $\pi^-/\pi^+$  measured at small  $m_T$ - $m_\pi$  region in high energy heavy-ion collisions. Gyulassy and Kauffmann [3] have argued that such deviations are due to the Coulomb interaction between charged  $\pi^\pm$  and a system of  $Z_{\text{eff}}$  protons (called a central charged fragment - CCF) which are nearly stopped in the central rapidity region in the course of the heavy ion collision. They have provided theoretical formulae for this effect calculated up to the first order in the  $Z_{\text{eff}}\alpha$ . On the other hand Shuryak [4] has also pointed out that the above deviation seen in the high energy nucleus-nucleus collisions can be regarded as a manifestation of a Coulomb interaction effect and have proposed a theoretical formula using the Gamow factor. See also refs. [5,6]

In our previous paper [7] we have derived a new theoretical formula for the observed yield ratio  $\pi^-/\pi^+$  using the Coulomb wave function. We have found that, when applied to the experimental data, this formula exhibits a valley like structure of the minimum  $\chi^2$  values in  $\beta$ - $Z_{\text{eff}}$  parameter space. This result suggests existence of the following  $\beta$ - $Z_{\text{eff}}$  quasiscaling in the pion production yield  $N^{\pi^\pm}$  [7]:

$$N^{\pi^\pm}(m_T - m_\pi; \lambda \times \eta_\pm, \lambda \times \beta) \approx N^{\pi^\pm}(m_T - m_\pi; \eta_\pm, \beta), \quad (1.1)$$

where  $\eta_\pm = \pm Z_{\text{eff}} \mu\alpha/p_r$  and  $N^{\pi^\pm}$  is given by [8]

$$\begin{aligned} N^{\pi^\pm}(m_t - m_\pi; \eta_\pm, \beta) \Big|_{\text{fixed } y_\pi} &= \int d^3\mathbf{r} \rho(\mathbf{r}) \left| \psi_r^\pm(\mathbf{p}_r, \mathbf{r}) \right|^2 \\ &= G(\eta_\pm) \sum_{n=0}^{\infty} \sum_{m=0}^{\infty} \frac{(-i)^n (i)^m}{n+m+1} A_n(\eta_\pm) A_m^*(\eta_\pm) I_\beta(n, m) |2\mathbf{p}_r|^{n+m}. \end{aligned} \quad (1.2)$$

Here  $G(\eta_\pm) = 2\pi\eta_\pm / (\exp(2\pi\eta_\pm) - 1)$  is the Gamow factor and

$$A_n(\eta_\pm) = \frac{\Gamma(i\eta_\pm + n)}{\Gamma(i\eta_\pm) (n!)^2}, \quad I_\beta(n, m) = 4\pi \int dr r^{m+m+2} \rho(r). \quad (1.3)$$

<sup>\*</sup>e-mail: osada@azusa.shinshu-u.ac.jp.

<sup>†</sup>e-mail: minoru44@jpnypitp.bitnet

<sup>‡</sup>Permanent address: Soltan Institute for Nuclear Studies, Zd-PVIII, Hoza 69, PL-00-681 Warsaw, Poland

<sup>§</sup>e-mail: wilk@fuw.edu.pl.

The Coulomb wave function  $\psi_r^\pm(\mathbf{p}_r, \mathbf{r})$  of the CCF system of  $Z_{\text{eff}}$  protons and a charged  $\pi^\pm$  is a solution of the following Schrödinger equation:

$$\left[ \frac{\hat{\mathbf{p}}_r^2}{2\mu} \pm \frac{Z_{\text{eff}} e^2}{r} \right] \psi_r^\pm(\mathbf{r}) = E_r \psi_r^\pm(\mathbf{r}), \quad (1.4)$$

and is given explicitly in terms of the confluent hypergeometric function  $F$  [9]:

$$\psi_r^\pm(\mathbf{p}_r, \mathbf{r}) = \Gamma(1 + i\eta_\pm) e^{-\pi\eta_\pm/2} e^{i\mathbf{p}_r \cdot \mathbf{r}} F(-i\eta_\pm, 1, i(\mathbf{p}_r r - \mathbf{p}_r \cdot \mathbf{r})) . \quad (1.5)$$

For the Gaussian source,  $\rho(r) = \left(\frac{1}{\sqrt{2\pi}\beta}\right)^3 \exp\left(-\frac{r^2}{2\beta^2}\right)$  and for the exponential source,  $\rho(r) = \frac{1}{8\pi\beta^3} \exp\left(-\frac{r}{\beta}\right)$ , we have  $I_\beta = \frac{2}{\sqrt{\pi}}(\sqrt{2}\beta)^{n+m} \Gamma\left(\frac{n+m+3}{2}\right)$  and  $I_\beta = \frac{1}{2}\beta^{n+m}\Gamma(n+m+3)$ , respectively. In the next section we demonstrate that the quasiscaling behavior is independent of the type of the pionic source used. In Section III we examine in detail the quasiscaling behavior of both  $N^{\pi^\pm}$  and  $N^{K^\pm}$  production yields. In particular, we provide both semi-analytical and numerical proofs of this behavior. In Section IV we estimate the most probably size  $Z_{\text{eff}}$  of the CCF and baryon number density of it using results of the HBT analysis. In the last section we present our concluding remarks.

## II. ANALYSIS OF DATA BY NA44 COLLABORATION USING EXPONENTIAL SOURCE FUNCTION

We analyze data of the yield ratio  $\pi^-/\pi^+$  observed in Pb+Pb collisions at 158 GeV/nucleon [2] by applying the following formula,

$$\pi^-/\pi^+ = \frac{N^{\pi^-}(m_T - m_\pi; \eta_-, \beta)}{N^{\pi^+}(m_T - m_\pi; \eta_+, \beta)}. \quad (2.1)$$

The exponential source function in  $N^{\pi^\pm}$  is used in eq.(2.1). In Fig.1 we present the result by this source function and the previous result in ref. [7]. In both cases we fix values of  $\beta$  and estimate  $Z_{\text{eff}}$  providing the minimal value of  $\chi^2$  (by using CERN-MINUIT program). In both cases the corresponding parameters  $Z_{\text{eff}}$  and  $\beta$  are proportional to each other:  $Z_{\text{eff}} \approx \kappa\beta$  (where  $\kappa$  is a constant depending on the type of source function used). In this way we confirm that the quasiscaling behavior is independent of the type of source function used.

## III. EXAMINATION OF THE QUASISCALING BEHAVIOR OF $N^{\pi^\pm}$ AND $N^{K^\pm}$

### A. Taylor series expansion and finite difference method

We elucidate the mathematical structure of the quasiscaling behavior seen in Fig. 1. The numerical results presented there suggest that the series expansion part of eq.(1.2) with arguments  $\lambda\eta_\pm$  and  $\lambda\beta$  has the same  $\lambda$  dependence as the  $1/G(\lambda\eta_\pm)$  part, i.e., that

$$\begin{aligned} S(\lambda\eta_\pm, \lambda\beta) &\equiv \sum_{n=0}^{\infty} \sum_{m=0}^{\infty} \frac{(-i)^n (i)^m}{n+m+1} A_n(\lambda\eta_\pm) A_m^*(\lambda\eta_\pm) I_{(\lambda\beta)}(n, m) |\mathbf{2p}_r|^{n+m} \\ &\approx \text{constant} \times 1/G(\lambda\eta_\pm). \end{aligned} \quad (3.1)$$

To examine this supposition we expand the  $S(\lambda\eta_+, \lambda\beta)$  (with the Gaussian source function) and  $1/G(\lambda\eta_+)$  in the Taylor series around  $\lambda_0 (= 1, 2)$  with fixed  $m_T - m_\pi (= 50, 100 \text{ and } 200 \text{ MeV})$  by using the *Mathematica* software. All combinations of indices  $(n, m)$  satisfying  $0 \leq n+m \leq 90$  were considered. The result is presented in Table I [10]. One can observe that coefficients of  $\lambda$  expansion in  $1/G(\lambda\eta_\pm)$  agree reasonably with those emerging from  $S(\lambda\eta_+, \lambda\beta)$  (modulus constant multiplying  $S(\lambda\eta_+, \lambda\beta)$ ).

However, it is difficult to evaluate higher order terms of the series in  $S(\lambda\eta_+, \lambda\beta)$  using this method [11]. Therefore, we also calculate five coefficients  $c_j$  ( $0 \leq j \leq 4$ ) of the  $\lambda$ -expansion in  $S(\lambda\eta_+, \lambda\beta)$  and  $1/G(\lambda\eta_+)$  using the finite difference method (with its size equal to  $\varepsilon = 1/200$ ) defined as follows :

$$\begin{aligned}
F(\lambda) &= c_0 + c_1 \delta\lambda + c_2 \delta\lambda^2 + c_3 \delta\lambda^3 + c_4 \delta\lambda^4 + \dots, \\
\text{where } \delta\lambda &= |\lambda - \lambda_0| \ll \varepsilon \text{ and }, \\
c_0 &= F(\lambda_0), \\
c_1 &= \frac{1}{1!\varepsilon} [F(\lambda_0 + \varepsilon/2) - F(\lambda_0 - \varepsilon/2)], \\
c_2 &= \frac{1}{2!\varepsilon^2} [F(\lambda_0 + \varepsilon) - 2F(\lambda_0) + F(\lambda_0 - \varepsilon)], \\
c_3 &= \frac{1}{3!\varepsilon^3} [F(\lambda_0 + 3\varepsilon/2) - 3F(\lambda_0 + \varepsilon/2) + 3F(\lambda_0 - \varepsilon/2) - F(\lambda_0 - 3\varepsilon/2)], \\
c_4 &= \frac{1}{4!\varepsilon^4} [F(\lambda_0 + 2\varepsilon) - 4F(\lambda_0 + \varepsilon) + 6F(\lambda_0) - 4F(\lambda_0 - \varepsilon) + F(\lambda_0 - 2\varepsilon)].
\end{aligned} \tag{3.2}$$

Comparing coefficients of  $\lambda$ -expansions in  $S(\lambda, \eta, \lambda, \beta)$  and  $1/G(\lambda\eta)$  (cf. Table II), we confirm that eq.(3.1) approximately holds. This in turn means that the  $\lambda$  dependences of  $G(\lambda\eta)$  and  $S(\lambda, \eta, \lambda, \beta)$  in the l.h.s. of eq.(1.1) effectively cancel out and, as the results, the quasiscaling behavior emerges. The same is true for the exponential source function.

In Tables III, IV we present results of same examinations of  $S(\lambda, \eta_+, \lambda, \beta)$  and  $1/G(\lambda\eta_+)$  but for the production of  $K^+$  meson instead (Table III contains results of the Taylor series expansion and Table IV those for the finite difference method). As seen in Tables III, IV, they confirm that coefficients in  $1/G(\lambda\eta)$  agree with those of  $S(\lambda, \eta, \lambda, \beta)$  also for the  $K$  meson production case. Notice that eq.(3.1) holds well for large  $m_T - m_{\pi(K)}$  for both  $N^{\pi^+}$  and  $N^{K^+}$  (this is clearly seen in the first order  $\varepsilon$  of  $\lambda=2$  in Tables I - IV).

We examine dependence of the coefficients of  $S(\lambda\eta_+, \lambda\beta)$  and  $1/G(\lambda\eta_+)$  expansions on the size of  $\varepsilon$  (both for the Gaussian and for the exponential source functions), cf. Table V and VI ( $S(\lambda, \eta_+, \lambda, \beta)$  calculated using the Gaussian and the exponential source functions are denoted by  $S_g$  and  $S_e$ , respectively). Expansions are done around  $\lambda_0 (=2)$  with fixed values of  $m_T - m_\pi$  or  $m_T - m_K$  ( $= 200$  MeV in both cases) with  $\varepsilon = 1/2, 1/20$  and  $1/200$ , respectively. It can be observed that coefficients of the  $\lambda$ -expansion in  $1/G(\lambda\eta_+)$  agree reasonably well with those for  $S(\lambda\eta_+, \lambda\beta)$  up to  $\varepsilon = 1/2$ . This means that quasiscaling behavior holds not only on the local scale (i.e., for small  $\varepsilon$ ) but also globally (up to  $\varepsilon$  of the order of  $1/2$ ).

## B. Numerical examination of the quasiscaling behavior

To visualize the global structure of the  $\beta$ - $Z_{\text{eff}}$  quasiscaling more clear we examine the  $\lambda$ -dependence of the following quantity:

$$D^{\pi^+}(\lambda) \equiv \frac{1}{\varepsilon} \left[ N^{\pi^+}(\lambda + \varepsilon/2, \eta, \lambda + \varepsilon/2, \beta) - N^{\pi^+}(\lambda - \varepsilon/2, \eta, \lambda - \varepsilon/2, \beta) \right], \tag{3.3}$$

Figure 2 shows the  $\lambda$  dependence of the  $D^{\pi^+}(\lambda; m_T - m_\pi)$  for both the Gaussian (a) and the exponential (b) source functions used for  $N^{\pi^+}$ . Figure 3 shows the same but for the  $K^+$  meson production instead, i.e., the  $\lambda$  dependence of the  $D^{K^+}(\lambda; m_T - m_K)$ . Except for the cases in which either  $\lambda \ll 1$  or  $m_T - m_{\pi(K)}$  is small,  $D^{\pi^+(K^+)}(\lambda; m_T - m_\pi)$  is essentially equal zero. In these figures we can readily observe disappearance of the  $\lambda$  dependence of the l.h.s. of eq.(1.1) and the emergence of the quasiscaling behavior. On the other hand we can also observe that for small values of  $m_T - m_{\pi(K)}$  the quasiscaling breaks down because  $D(\lambda; m_T - m_\pi) \neq 0$  there [12].

## IV. HOW TO ESTIMATE THE SIZE OF THE CCF

It is tempting to use our results to estimate the size of CCF as given by the effective number of stopped protons,  $Z_{\text{eff}}$ . To this end we need some additional inputs, which can be provided in two ways: Either by adopting empirical geometrical picture of the nucleus or by utilizing results obtained from the HBT effect.

First we use the empirical formula for the radius of a nucleus (of an atomic number  $A$ ),

$$\langle r_\pi^2 \rangle^{1/2} \approx r_0 A^{1/3}, \quad (4.1)$$

where  $r_0 = 1.1 \sim 1.2$  and, in our case,  $A \approx (2.5 \sim 3.0) \times Z_{\text{eff}}$ , because of  $A=207$  and  $Z=82$ . We use the root mean square radius of the pionic source as  $\langle r_\pi^2 \rangle^{1/2} \equiv \{4\pi \int dr r^4 \rho(r)\}^{1/2}$  (which in terms of the source size parameter  $\beta$  used before is given as  $\langle r_\pi^2 \rangle^{1/2} = \sqrt{3}\beta$  and  $\langle r_\pi^2 \rangle^{1/2} = 2\sqrt{3}\beta$  for the Gaussian and the exponential sources, respectively). Using  $\langle r_\pi^2 \rangle^{1/2}$  instead of  $\beta$ , we can rewrite Fig.1. cf. Fig.4. Dotted line shows there the relation

$$Z_{\text{eff}} = \frac{1}{2.5r_0^3} \langle r_\pi^2 \rangle^{3/2}, \quad (4.2)$$

which provides us with  $Z_{\text{eff}} = 45 \sim 60$  for  $\langle r_\pi^2 \rangle^{1/2} \approx 6$  fm (where both lines cross each other).

In the second method we first apply the following standard formula with the Gaussian source function to the data of Pb+Pb collisions at energy 158GeV/nucleon [14]:

$$N^{\pm\pm}/N^{BG} = c (1 + \lambda e^{-\beta^2 Q^2}), \quad (4.3)$$

(here  $c$  is a normalization constant and  $\lambda$  is a degree of coherence parameter). As a result we obtain the following sets of parameters for  $\pi^+\pi^+$  and  $\pi^-\pi^-$ :

$(c, \lambda, \beta) = (1.00 \pm 0.01, 0.55 \pm 0.03, 6.02 \pm 0.35)$  with  $\chi^2/\text{NDF} = 13.0/17$  and  
 $(c, \lambda, \beta) = (1.01 \pm 0.01, 0.47 \pm 0.03, 5.58 \pm 0.40)$  with  $\chi^2/\text{NDF} = 7.4/17$ , respectively. Therefore, the pionic source size of Pb+Pb collisions is estimated to be equal  $12.7 \text{ fm} \leq \langle r_\pi^2 \rangle^{1/2} \leq 15.6 \text{ fm}$ . Using this interval as the size of the CCF, we estimate that  $125 \leq Z_{\text{eff}} \leq 150$ , which is much larger than the that of CCF obtained from the empirical geometrical picture. It means that the CCF represents an expanding source, provided that the estimation by means of HBT effect is correct. From our estimations, the baryon number density

$$\begin{aligned} 2.5 \times 150 \bigg/ \frac{4\pi (15.1 \text{ fm})^3}{3} \leq n_B \leq 2.5 \times 125 \bigg/ \frac{4\pi (12.5 \text{ fm})^3}{3} \\ 0.024 \leq n_B \leq 0.036 \quad [1/\text{fm}^3] \end{aligned} \quad (4.4)$$

is obtained.

## V. CONCLUDING REMARKS

The mathematical structure for the  $\beta$ - $Z_{\text{eff}}$  quasiscaling in eq.(1.1) found previously in [7] is examined in more detail. In particular, through the Taylor series expansion (up to third order) we find that coefficients in the  $\lambda$ -expansion of  $1/G(\lambda\eta)$  are approximately same as those of  $S(\lambda\eta, \lambda\beta)$ . Using the finite difference method we can improve our examination by extending it to the fourth or fifth orders, with similar result. This means that eq.(3.1) holds indeed (albeit only approximately) and that  $\lambda$ -dependence of the l.h.s. of eq.(1.1) is cancelled out in the product of  $G(\lambda\eta)$  and  $S(\lambda\eta, \lambda\beta)$  leading in consequence to the quasiscaling behavior observed. Finally we estimate the  $Z_{\text{eff}}$  of the CCF in two possible ways. From our estimations, the baryon number density  $0.024 \leq n_B \leq 0.036$  [ $1/\text{fm}^3$ ] is obtained.

## ACKNOWLEDGMENTS

One of the authors (T.O.) would like to thank many people who supported him at the Department of Physics of Shinshu University. The other author (G.W.) would like to thank the Yamada Foundation for financial support and Department of Physics of Shinshu University for hospitality extended to him during his visit there. This work is partially supported by Japanese Grant-in-Aid for Science Research from the Ministry of Education, Science and Culture (#. 06640383) and (#. 08304024).

- [1] For E802/E866 Coll. works see: H. Hamagaki, Genshikaku Kenkyu **40** (1995) 39, special issue devoted to *Quantum Interferometry Studies in High-Energy Nuclear Collisions*; cf. also: M. Gonin, for the E802/E866 Collaborations, Nucl. Phys. **A566** (1994) 601c; H. Hamagaki, for the E802/E866 Collaborations, Nucl. Phys. **A566** (1994) 27c and F. Videbæk, for the E802/E866 Collaborations, Nucl. Phys. **A590**(1995) 249c.
- [2] H. Boggild et al. (NA44 Coll.), Phys. Lett. **B372** (1996) 339.
- [3] M. Gyulassy and S.K. Kauffmann, Nucl. Phys. **A362** (1981) 503.
- [4] E.V. Shuryak, Nucl. Phys. **A533** (1991) 761. Cf. also [5,6] for other recent contributions to this subject.
- [5] B.A. Li, Phys. Lett. **B346** (1995) 5.
- [6] M.G.-H. Mostafa and C.-Y. Wong, Phys. Rev. **C51** (1995) 2135.
- [7] T. Osada, S. Sano, M. Biyajima and G. Wilk, Phys. Rev. **C54** (1996) 2167R.
- [8] It should be noted that in quantum mechanics  $N^{\pi^{\pm}}$  can be regarded as the expectation value of pion production source function  $\rho(r)$  for the Coulomb wave function  $\psi_r^{\pm}(\mathbf{p}_r, \mathbf{r})$ :

$$N^{\pi^{\pm}} = \int dr [\psi_r^{\pm}(\mathbf{p}_r, \mathbf{r})]^* \rho(r) \psi_r^{\pm}(\mathbf{p}_r, \mathbf{r}).$$

- [9] L.I. Schiff, Quantum Mechanics, 2nd Ed. (McGraw-Hill, New York, 1995), p. 117.
- [10] In what follows the results are presented only for positively charged particles but all conclusions that follow are equally valid for negatively charged ones.
- [11] This method needs a lot of CPU time and a vast computer memory, therefore the respective Taylor series expansion parameters are calculated here up to the third order only.
- [12] Notice that in the case of  $\lambda \geq 1.5 \sim 2.5$ , it is difficult to evaluate  $N^{\pi^+(K^+)}$  using series expansion as in eq.(1.2). In this case we use the seamless fitting method introduced in [13]. For calculations of  $N^{\pi^{\pm}}$  (eq.(1.1)) for large  $\lambda$ , we also make use of the Whittaker function from the CERN library, in order to calculate the hypergeometric function  $F$  present in the Coulomb wave function, cf. eq.(1.5).
- [13] M. Biyajima, T. Mizoguchi, T. Osada and G. Wilk, Phys. Lett. **B366** (1996).
- [14] A. Franz (NA44 Collaboration), talk presented at Quark Matter '96, Heidelberg, Germany, May 20-24, 1996; to appear in the proceedings.

FIG. 1. Valley structure of the minimum  $\chi^2$  values in  $Z_{\text{eff}}\text{-}\beta$  parameter space for NA44 Collab.[2] data for the Gaussian and exponential pionic source functions, respectively.

FIG. 2. Numerical examination of the  $Z_{\text{eff}}\text{-}\beta$  quasiscaling in  $N^{\pi^+}(m_T - m_{\pi}; \lambda \times \eta, \lambda \times \beta)$  for the Gaussian (a) and exponential (b) source functions.

FIG. 3. The same as in Fig. 2 but for the production of  $K$  mesons.

FIG. 4. Two lines in Fig.1(for the Gaussian and the exponential source function) are rewritten by using of the r.m.s. radius  $\langle r_{\pi}^2 \rangle^{1/2}$ . The dotted line is evaluate by eq.(11).

TABLE I. Comparison of the coefficients of the  $\lambda$ -expansion (the Taylor series) in  $1/G(\lambda\eta)$  and in  $S(\lambda\eta, \lambda\beta)$  around the  $\lambda_0$  with fixed  $m_T - m_\pi$ ;  $\delta\lambda = |\lambda - \lambda_0| \ll \varepsilon$ . The Gaussian source function is used in  $S(\lambda\eta, \lambda\beta)$ . In this Table we omit imaginary parts of coefficients in the expansion of  $S(\lambda\eta, \lambda\beta)$  emerging from the limited computer ability. For example, in  $\lambda=1$ ,  $m_T - m_\pi = 50$  MeV case, we obtain in reality following result at our computer facility:  $S(\lambda\eta, \lambda\beta) = 1.6531 + i 1.1956 \times 10^{-18} + (0.8622 + i 1.6171 \times 10^{-17}) \delta\lambda + (0.3853 + i 1.0199 \times 10^{-16}) \delta\lambda^2 + \dots$ .

$N^{\pi^+}$	$m_T - m_\pi$
$\lambda_0 = 1$	50 MeV
$1/G(\lambda\eta)$	$= 1.6531 + 0.8902 \delta\lambda + 0.2971 \delta\lambda^2 + \dots$
$S(\lambda\eta, \lambda\beta)$	$= 1.6531 + 0.8622 \delta\lambda + 0.3853 \delta\lambda^2 + \dots$
$\lambda_0 = 1$	100 MeV
$1/G(\lambda\eta)$	$= 1.4129 + 0.5134 \delta\lambda + 0.1180 \delta\lambda^2 + \dots$
$S(\lambda\eta, \lambda\beta)$	$= 1.4126 + 0.5274 \delta\lambda + 0.1217 \delta\lambda^2 + \dots$
$\lambda_0 = 1$	200 MeV
$1/G(\lambda\eta)$	$= 1.2468 + 0.2845 \delta\lambda + 0.4180 \delta\lambda^2 + \dots$
$S(\lambda\eta, \lambda\beta)$	$= 1.2467 + 0.2873 \delta\lambda + 0.3674 \delta\lambda^2 + \dots$
$\lambda_0 = 2$	50 MeV
$1/G(\lambda\eta)$	$= 2.9283 + 1.7687 \delta\lambda + 0.6241 \delta\lambda^2 + \dots$
$S(\lambda\eta, \lambda\beta)$	$= 2.9272 + 1.7866 \delta\lambda + 0.6238 \delta\lambda^2 + \dots$

TABLE II. Comparison of the coefficients of the  $\lambda$ -expansion (the finite difference method,  $\varepsilon = 1/200$ ) in  $S(\lambda\eta, \lambda\beta)$  around the  $\lambda_0$  with fixed  $m_T - m_K$ . The Gaussian source function is used in  $S(\lambda\eta, \lambda\beta)$ .

$N^{\pi^+}$	$m_T - m_\pi$
$\lambda_0 = 2$	50 MeV
$1/G(\lambda\eta)$	$= 2.9283 + 1.7687 \delta\lambda + 0.6242 \delta\lambda^2 + 0.1572 \delta\lambda^3 + 0.0309 \delta\lambda^4 + \dots$
$S(\lambda\eta, \lambda\beta)$	$= 2.9283 + 1.7867 \delta\lambda + 0.6239 \delta\lambda^2 + 0.1555 \delta\lambda^3 + 0.0358 \delta\lambda^4 + \dots$
$\lambda_0 = 2$	100 MeV
$1/G(\lambda\eta)$	$= 2.0672 + 0.8216 \delta\lambda + 0.1973 \delta\lambda^2 + 0.0342 \delta\lambda^3 + 0.0047 \delta\lambda^4 + \dots$
$S(\lambda\eta, \lambda\beta)$	$= 2.0672 + 0.8245 \delta\lambda + 0.1958 \delta\lambda^2 + 0.0356 \delta\lambda^3 + 0.0037 \delta\lambda^4 + \dots$
$\lambda_0 = 2$	200 MeV
$1/G(\lambda\eta)$	$= 1.5780 + 0.3834 \delta\lambda + 0.0581 \delta\lambda^2 + 0.0064 \delta\lambda^3 + 0.0006 \delta\lambda^4 + \dots$
$S(\lambda\eta, \lambda\beta)$	$= 1.5780 + 0.3837 \delta\lambda + 0.0579 \delta\lambda^2 + 0.0066 \delta\lambda^3 + 0.0005 \delta\lambda^4 + \dots$

TABLE III. The same as in Table I but for the production of  $K$  mesons.

$N^{K^+}$	$m_T - m_K$
$\lambda_0 = 1$	50 MeV
$1/G(\lambda\eta)$	$= 2.2584 + 2.0291 \delta\lambda + 1.0916 \delta\lambda^2 + \dots$
$S(\lambda\eta, \lambda\beta)$	$= 2.2584 + 2.0459 \delta\lambda + 1.0777 \delta\lambda^2 + \dots$
$\lambda_0 = 1$	100 MeV
$1/G(\lambda\eta)$	$= 1.9074 + 1.3380 \delta\lambda + 0.5723 \delta\lambda^2 + \dots$
$S(\lambda\eta, \lambda\beta)$	$= 1.9074 + 1.2893 \delta\lambda - 1.9604 \delta\lambda^2 + \dots$

TABLE IV. The same as in Table II but for the production of  $K$  mesons.

$N^{K^+}$	$m_T - m_K$
$\lambda_0 = 1$	100 MeV
$1/G(\lambda\eta)$	$= 1.9074 + 1.3381 \delta\lambda + 0.5723 \delta\lambda^2 + 0.1774 \delta\lambda^3 + 0.0432 \delta\lambda^4 + \dots$
$S(\lambda\eta, \lambda\beta)$	$= 1.9074 + 1.3417 \delta\lambda + 0.5669 \delta\lambda^2 + 0.1866 \delta\lambda^3 + 0.0298 \delta\lambda^4 + \dots$
$\lambda_0 = 2$	50 MeV
$1/G(\lambda\eta)$	$= 5.9708 + 6.2065 \delta\lambda + 3.5872 \delta\lambda^2 + 1.4529 \delta\lambda^3 + 0.4551 \delta\lambda^4 + \dots$
$S(\lambda\eta, \lambda\beta)$	$= 5.9708 + 6.2079 \delta\lambda + 3.5864 \delta\lambda^2 + 1.4531 \delta\lambda^3 + 0.4541 \delta\lambda^4 + \dots$
$\lambda_0 = 2$	100 MeV
$1/G(\lambda\eta)$	$= 4.0487 + 3.2420 \delta\lambda + 1.4789 \delta\lambda^2 + 0.4770 \delta\lambda^3 + 0.1195 \delta\lambda^4 + \dots$
$S(\lambda\eta, \lambda\beta)$	$= 4.0487 + 3.2420 \delta\lambda + 1.4786 \delta\lambda^2 + 0.4777 \delta\lambda^3 + 0.1189 \delta\lambda^4 + \dots$
$\lambda_0 = 2$	200 MeV
$1/G(\lambda\eta)$	$= 2.7398 + 1.5454 \delta\lambda + 0.5123 \delta\lambda^2 + 0.1215 \delta\lambda^3 + 0.0225 \delta\lambda^4 + \dots$
$S(\lambda\eta, \lambda\beta)$	$= 2.7398 + 1.5463 \delta\lambda + 0.5172 \delta\lambda^2 + 0.1296 \delta\lambda^3 + 0.0022 \delta\lambda^4 + \dots$

TABLE V. Dependence of  $\lambda$  expansion of  $1/G(\lambda\eta)$ ,  $S_g(\lambda\eta, \lambda\beta)$  and  $S_e(\lambda\eta, \lambda\beta)$  for  $\pi^+$  production (in finite difference method) on the size of  $\varepsilon$  (for fixed values of  $\lambda_0 = 2$  and  $m_T - m_\pi = 200$  MeV.)

$N^{\pi^+}$	$m_T - m_\pi ; (\beta=2 \text{ fm}, Z_{\text{eff}}=48)$
$\varepsilon = 1/2$	200 MeV
$1/G(\lambda\eta)$	$= 1.5780 + 0.3838 \delta\lambda + 0.0582 \delta\lambda^2 + 0.0065 \delta\lambda^3 + 0.0006 \delta\lambda^4 + \dots$
$S_g(\lambda\eta, \lambda\beta)$	$= 1.5780 + 0.3841 \delta\lambda + 0.0580 \delta\lambda^2 + 0.0067 \delta\lambda^3 + 0.0004 \delta\lambda^4 + \dots$
$S_e(\lambda\eta, \lambda\beta)$	$= 1.5780 + 0.3839 \delta\lambda + 0.0581 \delta\lambda^2 + 0.0065 \delta\lambda^3 + 0.0005 \delta\lambda^4 + \dots$
$\varepsilon = 1/20$	200 MeV
$1/G(\lambda\eta)$	$= 1.5780 + 0.3834 \delta\lambda + 0.0581 \delta\lambda^2 + 0.0064 \delta\lambda^3 + 0.0006 \delta\lambda^4 + \dots$
$S_g(\lambda\eta, \lambda\beta)$	$= 1.5780 + 0.3837 \delta\lambda + 0.0579 \delta\lambda^2 + 0.0066 \delta\lambda^3 + 0.0005 \delta\lambda^4 + \dots$
$S_e(\lambda\eta, \lambda\beta)$	$= 1.5780 + 0.3835 \delta\lambda + 0.0580 \delta\lambda^2 + 0.0068 \delta\lambda^3 + 0.0039 \delta\lambda^4 + \dots$
$\varepsilon = 1/200$	200 MeV
$1/G(\lambda\eta)$	$= 1.5780 + 0.3834 \delta\lambda + 0.0581 \delta\lambda^2 + 0.0064 \delta\lambda^3 + 0.0006 \delta\lambda^4 + \dots$
$S_g(\lambda\eta, \lambda\beta)$	$= 1.5780 + 0.3837 \delta\lambda + 0.0579 \delta\lambda^2 + 0.0066 \delta\lambda^3 + 0.0005 \delta\lambda^4 + \dots$
$S_e(\lambda\eta, \lambda\beta)$	$= 1.5780 + 0.3835 \delta\lambda + 0.0579 \delta\lambda^2 + 0.0069 \delta\lambda^3 + 0.0047 \delta\lambda^4 + \dots$

TABLE VI. The same as in Table V but for the production of  $K$  mesons.

$N^{K^+}$	$m_T - m_K ; (\beta=2 \text{ fm}, Z_{\text{eff}}=48)$
$\varepsilon = 1/2$	200 MeV
$1/G(\lambda\eta)$	$= 2.7398 + 1.5530 \delta\lambda + 0.5180 \delta\lambda^2 + 0.1236 \delta\lambda^3 + 0.0231 \delta\lambda^4 + \dots$
$S_g(\lambda\eta, \lambda\beta)$	$= 2.7398 + 1.5541 \delta\lambda + 0.5189 \delta\lambda^2 + 0.1219 \delta\lambda^3 + 0.0200 \delta\lambda^4 + \dots$
$S_e(\lambda\eta, \lambda\beta)$	$= 2.7398 + 1.5535 \delta\lambda + 0.5181 \delta\lambda^2 + 0.1225 \delta\lambda^3 + 0.0222 \delta\lambda^4 + \dots$
$\varepsilon = 1/20$	200 MeV
$1/G(\lambda\eta)$	$= 2.7398 + 1.5455 \delta\lambda + 0.5124 \delta\lambda^2 + 0.1215 \delta\lambda^3 + 0.0225 \delta\lambda^4 + \dots$
$S_g(\lambda\eta, \lambda\beta)$	$= 2.7398 + 1.5464 \delta\lambda + 0.5172 \delta\lambda^2 + 0.1292 \delta\lambda^3 + 0.0017 \delta\lambda^4 + \dots$
$S_e(\lambda\eta, \lambda\beta)$	$= 2.7398 + 1.5453 \delta\lambda + 0.5140 \delta\lambda^2 + 0.1504 \delta\lambda^3 + 0.0160 \delta\lambda^4 + \dots$
$\varepsilon = 1/200$	200 MeV
$1/G(\lambda\eta)$	$= 2.7398 + 1.5454 \delta\lambda + 0.5123 \delta\lambda^2 + 0.1215 \delta\lambda^3 + 0.0225 \delta\lambda^4 + \dots$
$S_g(\lambda\eta, \lambda\beta)$	$= 2.7398 + 1.5463 \delta\lambda + 0.5172 \delta\lambda^2 + 0.1296 \delta\lambda^3 + 0.0022 \delta\lambda^4 + \dots$
$S_e(\lambda\eta, \lambda\beta)$	$= 2.7398 + 1.5453 \delta\lambda + 0.5139 \delta\lambda^2 + 0.1541 \delta\lambda^3 + 0.0130 \delta\lambda^4 + \dots$

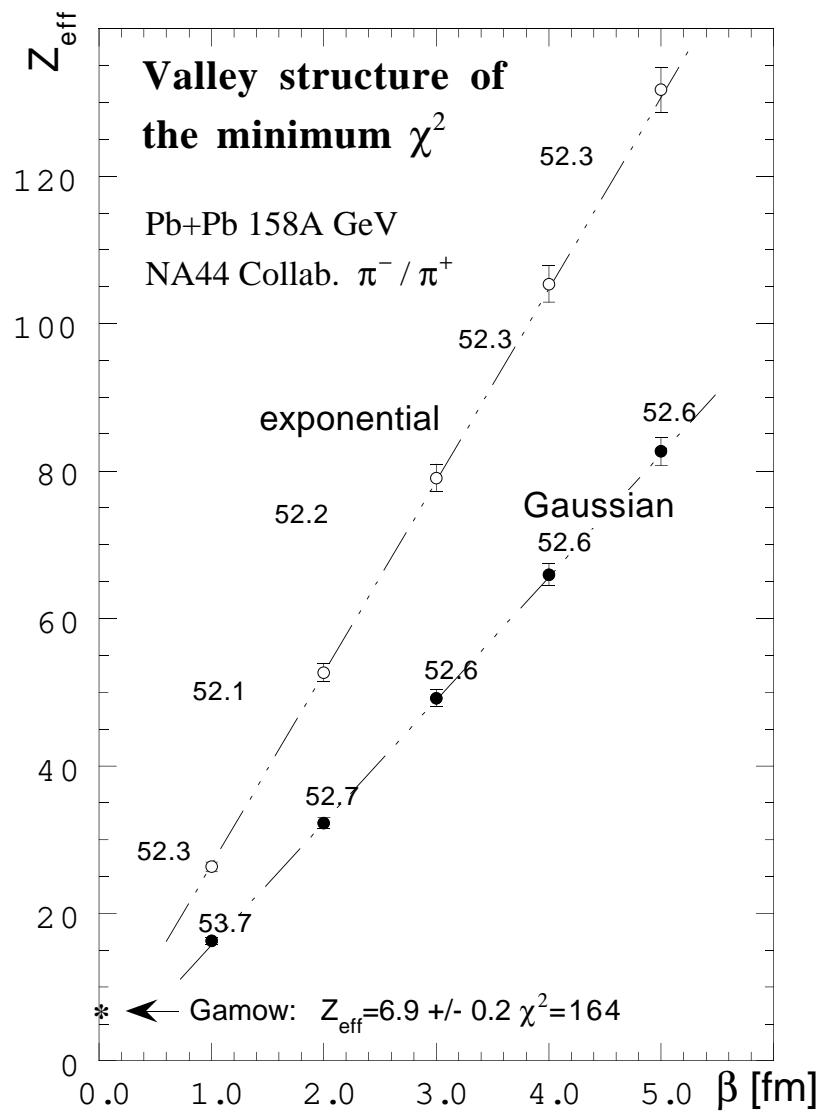


Fig. 1



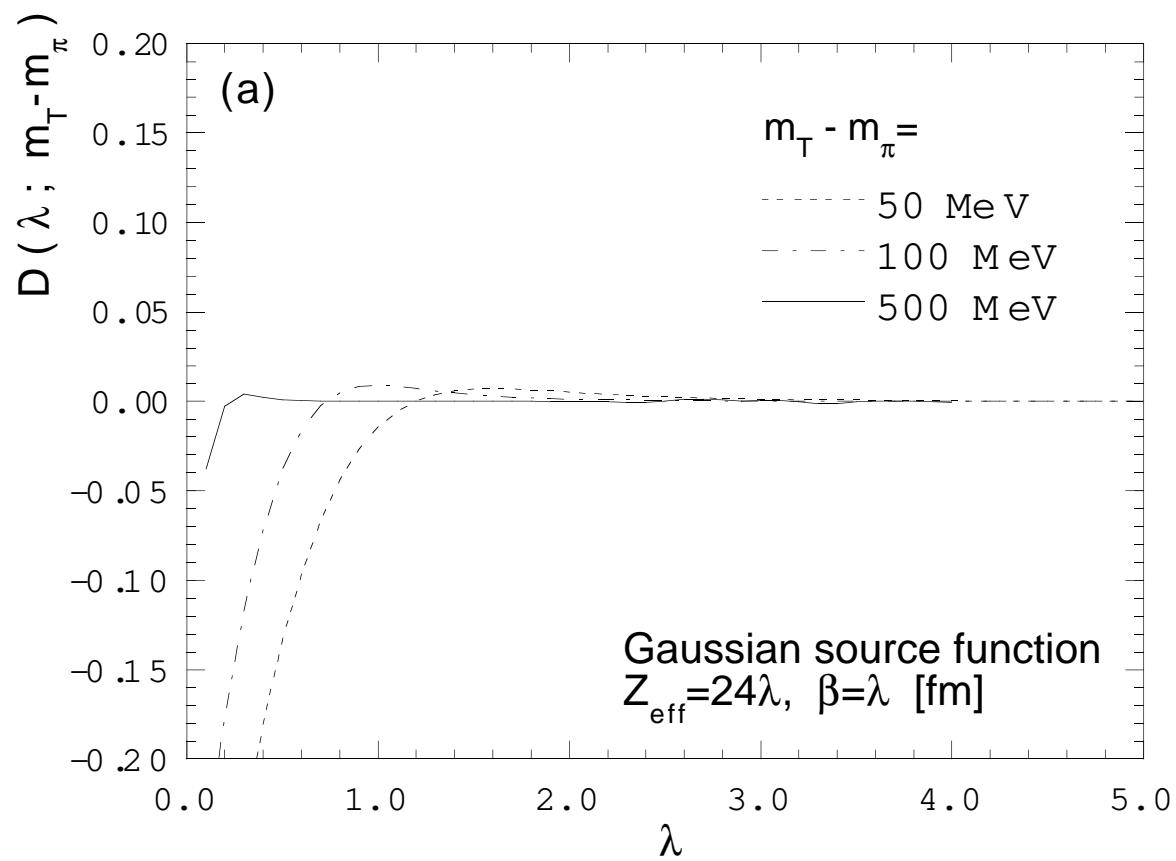


Fig.2 (a)

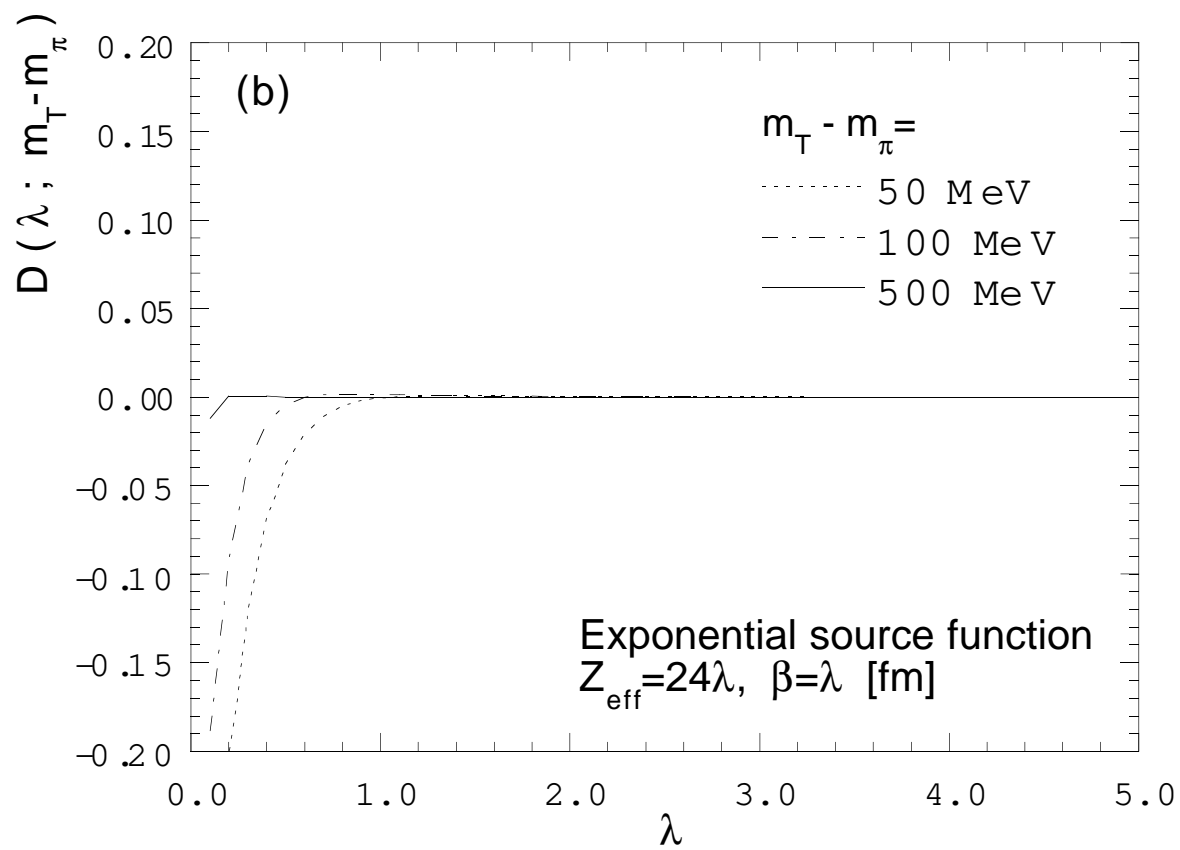


Fig.2 (b)

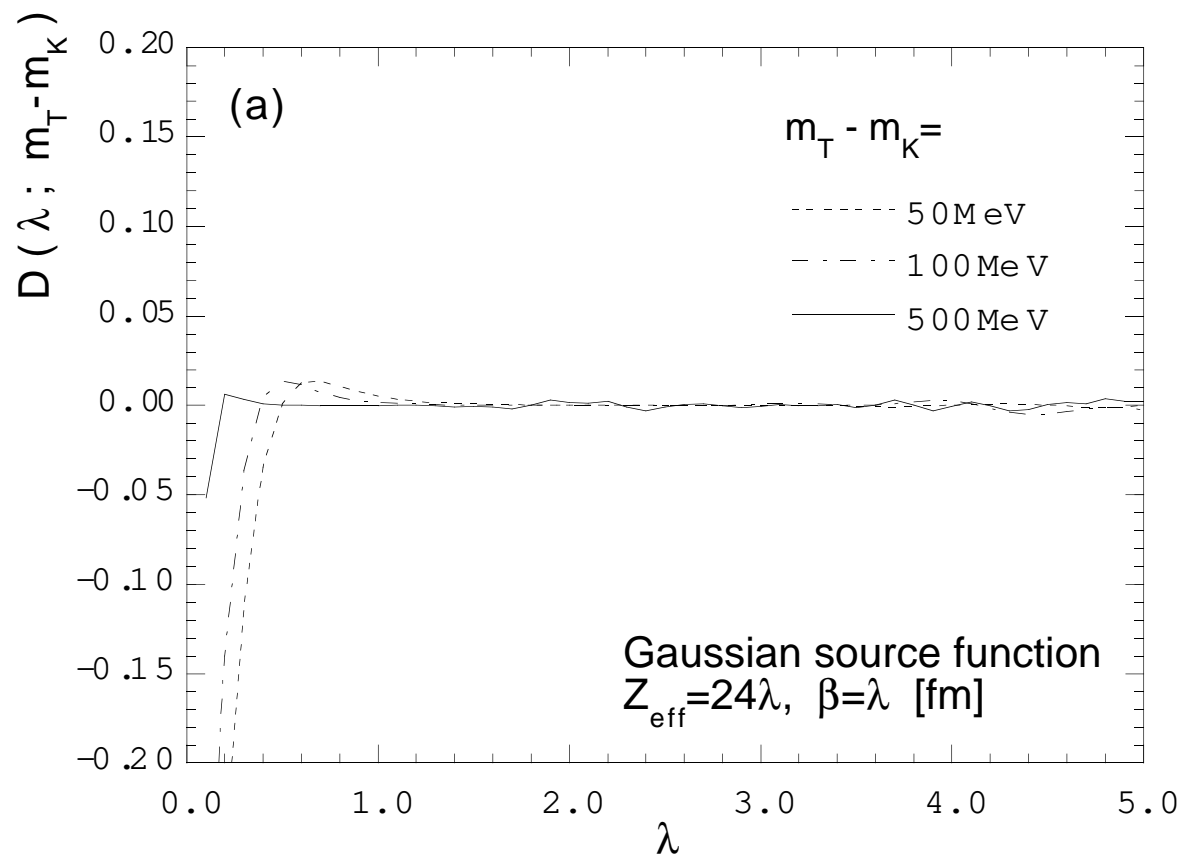


Fig.3 (a)

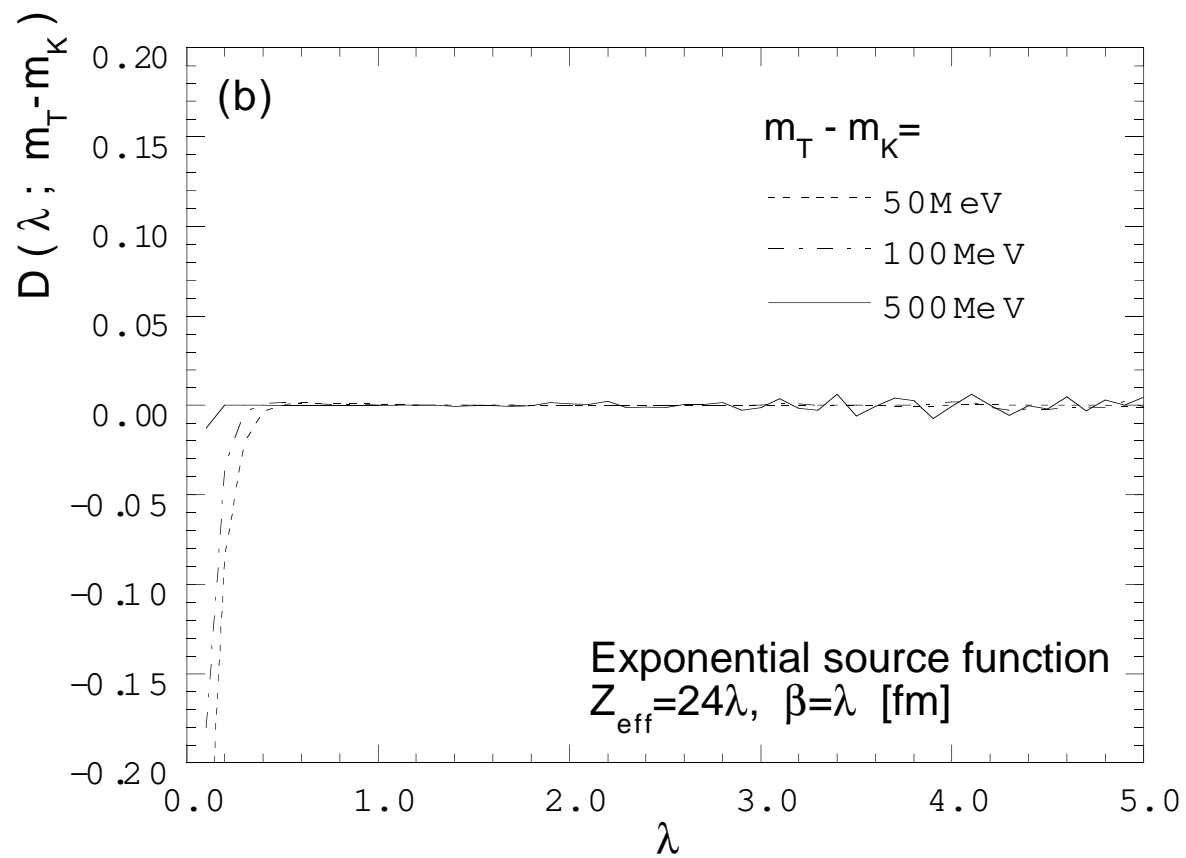


Fig.3(b)

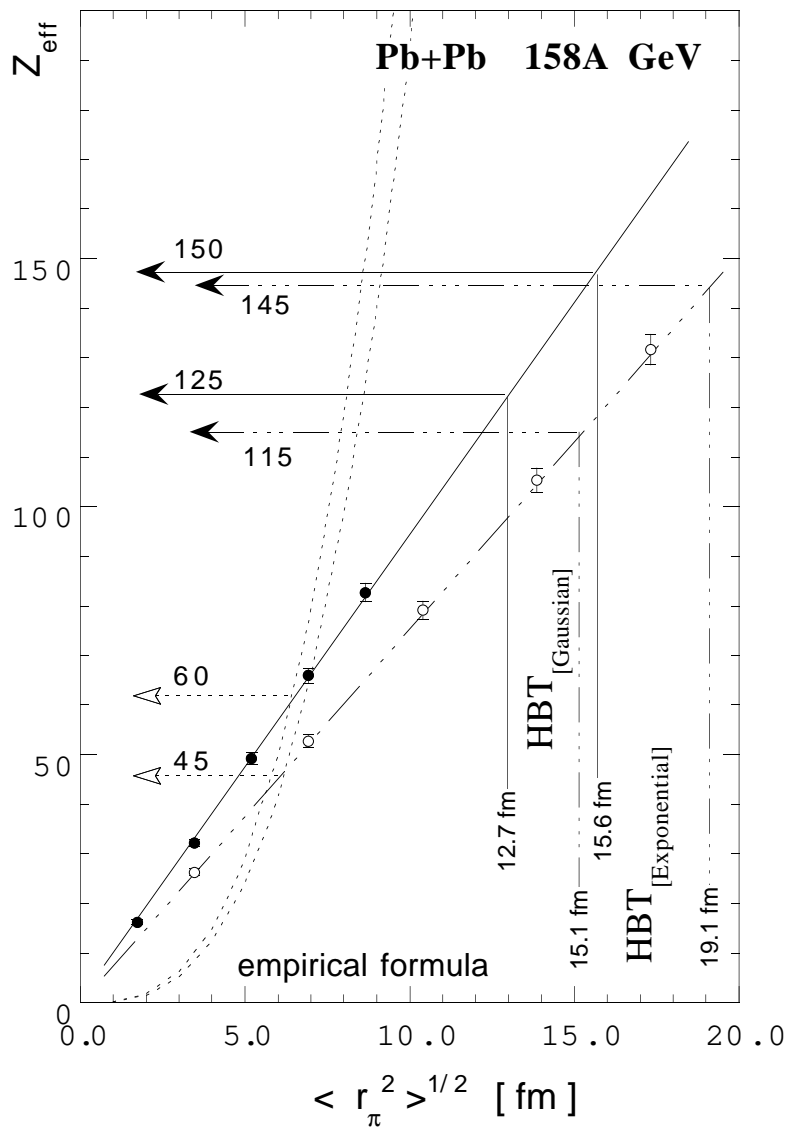


Fig.4