

Fermilab-Pub-96/417-T
 UM-TH-96-17
 hep-ph/9611367

Improved Spin Basis for Angular Correlation Studies in Single Top Quark Production at the Tevatron

Gregory Mahlon*

*Department of Physics, University of Michigan
 500 E. University Ave., Ann Arbor, MI 48109*

Stephen Parke[†]

*Fermi National Accelerator Laboratory
 P.O. Box 500, Batavia, IL 60510*

(November 19, 1996)

Abstract

We show in single top quark production that the spin of the top quark is correlated with the direction of the d -type quark in the event. For single top production in the W^* channel, the d -type quark comes dominantly from the antiproton at the Tevatron, whereas for the W -gluon fusion channel the spectator jet is the d -type quark the majority of the time at this machine. Our results are that 98% of the top quarks from the W^* process have their spins in the antiproton direction, and 96% of the top quarks in the W -gluon fusion process have their spins in the spectator jet direction. We also compare with the more traditional, but less effective, helicity basis. The direction of the top quark spin is reflected in angular correlations in its decay products.

Typeset using REVTeX

I. INTRODUCTION

The single top quark production processes are of great importance at hadron colliders since they allow a direct measurement of the coupling of the W -boson to the top quark *i.e.* the CKM matrix element $|V_{tb}|$. These processes can also be used to search for anomalous couplings of the top quark. With a mass in the neighborhood of 175 GeV [1], the top quark is by far the heaviest of the known quarks. As a consequence, the electroweak decay of the top quark proceeds so rapidly that toponium bound states and T mesons do not have time to form [2] and the decay products of the top quark are correlated with its spin [3]. Therefore, if a top quark is produced with a significant spin correlation, this correlation will be translated into large angular correlations in such events. Studies of these angular correlations in single top production can then be used as sensitive searches for anomalous couplings of the top quark, *i.e.* physics beyond the Standard Model [4–7].

Traditionally in high energy physics processes, the discussions of spin-related observables take place in terms of the helicities of the fermions involved. However this description is most useful when the fermions are produced in the ultra-relativistic limit because in this limit the chirality eigenstates are identical to the helicity eigenstates. For fermions which are not ultra-relativistic, such as the top quark produced at the Tevatron, one must deal with the fact that the chirality and helicity of a massive fermion may not be specified simultaneously. Therefore, there is no *a priori* reason to believe that the helicity basis will give the best description of the spin of top quarks at the Tevatron. In fact, it has recently been shown that the helicity basis does not lead to the largest values for various spin-related correlations in $t\bar{t}$ production at either the Tevatron [8] or an e^+e^- collider [9]. Thus, it is natural to ask: is there a better spin basis than helicity for the description of the spin correlations in *single* top production? The answer to this question is yes: we will construct such a spin basis in this paper.

We will concentrate on two important production mechanisms for single top quarks at the Tevatron. Both of these mechanisms produce the single top quark in a left handed chirality

state through a virtual W boson. Therefore, significant spin correlations are expected even at the Tevatron, where the top quark is produced well below the ultra-relativistic limit. The first of these (Fig. 1) is the purely electroweak W^* channel [10–12]

$$u\bar{d} \rightarrow t\bar{b}, \quad (1)$$

while the second (Fig. 2) consists of the so-called W -gluon fusion (Wg fusion) processes [13–19]

$$\begin{aligned} ug &\rightarrow t\bar{b}d; \\ \bar{d}g &\rightarrow t\bar{b}\bar{u}. \end{aligned} \quad (2)$$

The feasibility of isolating single top quark production in a collider environment has been already been demonstrated for both the W^* channel [11,20] and the W -gluon fusion process [19].

Early on it was recognized by Willenbrock and Dicus [14] that the Wg fusion process is dominated by the configuration where the \bar{b} quark is nearly collinear with the incoming gluon, leading to a logarithmic factor $\ln(m_t^2/m_b^2)$ in the total cross section. In the event that this factor is too large¹ the perturbative calculation of the $2 \rightarrow 3$ process becomes unreliable, and one should instead compute $ub \rightarrow td$, with the large logarithm being absorbed into the b parton distribution function. This latter approach has been employed by Bordes *et al.* [21–23] in their effort to accurately compute the total cross section, including higher-order corrections. Among their conclusions is the statement that to lowest order, for top quark masses up to a few hundred GeV, the two pictures give comparable event descriptions and lead to similar cross sections [23]. This statement is also true for the top quark spin correlation. Therefore, we will frame our discussion of Wg fusion in terms of the tree level description involving only the diagrams in Fig. 2.

¹The authors of Ref. [14] suggest $(g_s^2/4\pi^2) \ln(m_t^2/m_b^2) \approx 0.23$ as a suitable measure, where g_s is the strong coupling constant, the top quark mass $m_t = 175$ GeV, and the bottom quark mass $m_b = 5$ GeV.

In Sections II and III we discuss in detail the top quark spin correlations in single top quark production via the W^* process and Wg fusion process, respectively. Finally we end with a discussion and conclusions. In the Appendix we give an example in detail of how the top spin correlations lead to angular correlations in events. The example given is single top production in the W^* channel. Throughout this paper we will only consider processes which produce a top quark in the final state. The treatment of the charge-conjugated processes, where a top antiquark is produced, is similar.

II. SINGLE TOP PRODUCTION THROUGH A W^*

We begin with the simpler of the two production mechanisms for single top quarks at the Tevatron, the electroweak process $u\bar{d} \rightarrow t\bar{b}$, which proceeds via a virtual W boson (see Fig. 1). We represent the momentum of the each particle by its symbol, and write the amplitude in crossing symmetric form with all momenta outgoing. Our results are easily derived using the spinor helicity method for massive fermions described in [8] to treat the top spin. In particular, we decompose the top quark momentum into a sum of two massless auxiliary momenta,

$$t_1 \equiv \frac{1}{2}(t + m_t s); \quad t_2 \equiv \frac{1}{2}(t - m_t s), \quad (3)$$

where s is the usual spin vector of the top quark. In the rest frame of the top quark, the spin of the top quark is in the same direction as the spatial part of t_1 . Then, the matrix element squared for the production of a spin up top quark summed over color and all of the other spins² is

$$|\mathcal{M}(0 \rightarrow \bar{u}dt_1\bar{b})|^2 = g_W^4 |V_{ud}|^2 N_c^2 \frac{(2d \cdot t_2)(2u \cdot b)}{(2u \cdot d - m_W^2)^2 + (m_W \Gamma_W)^2} \quad (4)$$

²Although we have summed over the spins and colors of the initial particles, we have not performed the spin or color average in any of the matrix elements appearing in this paper.

while for a spin down top quark we have

$$|\mathcal{M}(0 \rightarrow \bar{u}dt_{\downarrow}\bar{b})|^2 = g_W^4 |V_{ud}|^2 N_c^2 \frac{(2d \cdot t_1)(2u \cdot b)}{(2u \cdot d - m_W^2)^2 + (m_W \Gamma_W)^2}, \quad (5)$$

where g_W is the weak coupling constant, m_W and Γ_W are the mass and width of the W boson, N_c is the number of colors, and V_{ud} is the Cabibbo–Kobayashi–Maskawa matrix element. Throughout this paper we assume the Standard Model with three generations and suppress the CKM factor $|V_{tb}|^2 \approx 1$. The sum of (4) and (5) is obviously independent of the choice of the spin axis of the top quark, as is required.

It is clear that the top quarks produced via the W^* process are 100% polarized along the direction of the d -type quark, since (5) vanishes if we choose $t_1 \propto d$. Consequently, the ideal basis for studying the t spin is the one which uses the direction of the d -type quark as the spin axis. (See the Appendix for a discussion of this process keeping track of all of the correlations between production and decay.) Of course, in an actual experiment, we know only that one of the two initial state partons is a \bar{d} . However, the largest contribution to the total cross section comes from the case where the \bar{d} is donated by the antiproton. In fact, for the Tevatron at 2 TeV, we estimate that 98% of the cross section may be attributed to this configuration (see Table I). This suggests that an excellent choice would be to decompose the top spin along the direction of the antiproton beam, independent of the actual identity of the parton supplied by that beam. We will refer to this choice as the “antiproton” basis.

To aid in the comparison of the antiproton basis to the more traditional helicity decomposition, we present the matrix elements as a function of the angle θ^* between the direction of the top quark in the zero momentum frame (ZMF) of the initial parton pair and the $+z$ axis, and the speed β of the top quark in the ZMF. We orient our coordinate system such that the protons travel in the positive z direction; the antiprotons travel in the negative z direction. Because Eqs. (4) and (5) are not symmetric under the interchange of u and d , the expressions we obtain in terms of these variables will depend upon which beam the \bar{d} quark comes from. In the following equations, the parton taken from the proton will always be written first, followed by the parton taken from the antiproton.

We now turn to the actual matrix elements for the antiproton basis, where spin up means that in the rest frame of the top quark, its spin points in the same direction as the incoming antiproton beam is traveling in that frame. For the 98% of the time that the \bar{d} comes from the antiproton, we have

$$|\mathcal{M}(u\bar{d} \rightarrow t_{\uparrow}\bar{b})|^2 = \frac{g_W^4 |V_{ud}|^2 N_c^2}{\mathcal{W}} \beta(1 + \cos \theta^*)(1 + \beta \cos \theta^*), \quad (6)$$

where

$$\mathcal{W} \equiv \left[(1 - \xi) + \beta(1 + \xi) \right]^2 + \left[\xi(1 - \beta) \frac{\Gamma_W}{m_W} \right]^2 \quad (7)$$

and $\xi \equiv m_W^2/m_t^2$. The spin down amplitude vanishes in this case. On the other hand, when the \bar{d} is supplied by the proton instead, we obtain

$$|\mathcal{M}(\bar{d}u \rightarrow t_{\uparrow}\bar{b})|^2 = \frac{g_W^4 |V_{ud}|^2 N_c^2}{\mathcal{W}} \frac{\beta^3(1 - \cos^2 \theta^*)(1 - \cos \theta^*)}{1 + \beta \cos \theta^*} \quad (8)$$

for spin up, and

$$|\mathcal{M}(\bar{d}u \rightarrow t_{\downarrow}\bar{b})|^2 = \frac{g_W^4 |V_{ud}|^2 N_c^2}{\mathcal{W}} \frac{\beta(1 - \beta^2)(1 - \cos \theta^*)}{1 + \beta \cos \theta^*} \quad (9)$$

for spin down. Thus, the presence of a \bar{d} sea in the proton introduces a small quantity of spin down top quarks into the sample. Indeed, this contribution is dominated by the spin down component. However, the smallness of this contribution still results in a sample in which the top spin is aligned with the antiproton direction in the top quark rest frame 98% of the time.

We now compare these results to the helicity basis, using the ZMF as the frame in which we measure the helicity. We begin with the case where the \bar{d} quark comes from the antiproton, for which the matrix element squared is

$$|\mathcal{M}(u\bar{d} \rightarrow t_{\uparrow}\bar{b})|^2 = \frac{1}{2} \frac{g_W^4 |V_{ud}|^2 N_c^2}{\mathcal{W}} \beta(1 - \beta)(1 - \cos^2 \theta^*) \quad (10)$$

for the production of spin up (right-handed helicity) top quarks and

$$|\mathcal{M}(u\bar{d} \rightarrow t_{\downarrow}\bar{b})|^2 = \frac{1}{2} \frac{g_W^4 |V_{ud}|^2 N_c^2}{\mathcal{W}} \beta(1 + \beta)(1 + \cos \theta^*)^2 \quad (11)$$

for the production of spin down top quarks. The expressions for the $\bar{d}u$ initial state may be obtained by making the replacement $\cos\theta^* \rightarrow -\cos\theta^*$. The spin up amplitude is proportional to $1-\beta$, causing it to vanish in the ultra-relativistic limit. At more moderate values of β , such as are dominant at the Tevatron, both spins are produced, with spin down (left-handed helicity) top quarks predominating. We find that in the over-all mixture at the Tevatron, 83% of the top quarks have left-handed helicity.

Table II summarizes the purities for the helicity, antiproton, and for completeness, proton bases. The proton basis is defined by choosing $t_1 \propto p$, *i.e.* the parton donated by the proton beam.³ Also included are the values of the spin asymmetries

$$\frac{N_{\uparrow} - N_{\downarrow}}{N_{\uparrow} + N_{\downarrow}} \quad (12)$$

for each basis, as this is the coefficient which determines the magnitudes of the angular correlations. Thus, the improvement from 83% left-handed helicity to 98% spin up in the antiproton basis translates into a factor of 1.45 increase in the size of the correlations. We plot the differential distributions in top quark p_T for the helicity and antiproton bases as well as the total in Fig. 3.

III. W-GLUON FUSION

The dominant production mechanism for single 175 GeV top quarks at the Tevatron is the so-called Wg fusion process. We consider the processes (2) and hence the gauge-invariant set of diagrams shown in Fig. 2. Once again we use the symbol for each particle to represent its momentum. For convenience, we employ the explicitly crossing-symmetric form in which

³The analytic forms of the matrix elements squared in the proton basis are easily obtained: Eqs. (8) and (9) apply to the $u\bar{d}$ initial state once the replacement $\cos\theta^* \rightarrow -\cos\theta^*$ is made. Likewise, Eq. (6) represents the lone non-vanishing contribution from the $\bar{d}u$ initial state after making the same replacement.

all momenta are outgoing. Because Wg fusion is a $2 \rightarrow 3$ process, the polarized production matrix elements squared for an arbitrary spin axis are too complicated to reproduce here [24]. However, the sum over all spins and colors may be simply written as⁴

$$|\mathcal{M}(0 \rightarrow \bar{u}dgt\bar{b})|^2 = \frac{g_W^4 g_s^2 |V_{ud}|^2 N_c (N_c^2 - 1)}{(2u \cdot d - m_W^2)^2} \left| \mathcal{Z}(u, d; t, b) + \mathcal{Z}(d, u; b, t) \right|, \quad (13)$$

where

$$\mathcal{Z}(u, d; t, b) = (2d \cdot t) \left\{ \frac{t \cdot u}{t \cdot g} - \frac{u \cdot (b+g)}{b \cdot g} \left[1 - \frac{b^2}{b \cdot g} + \frac{t \cdot b}{t \cdot g} \right] \right\}. \quad (14)$$

We present the relative contributions to the cross section from each of the partonic initial states for this process in Table III. As expected from the observation that the proton contains two u quarks while the antiproton contains only one \bar{d} quark, the ug initial state gives the largest contribution (74%) to the total. In terms of the helicity basis (defined in the zero momentum frame of the incoming partons), we find that approximately 83% of the top quarks have negative helicity (see Table IV), leaving significant room for improvement.

To illuminate our improved basis, we present the matrix element squared for the production of spin down top quarks in the basis where the spin axis is chosen to coincide with the d quark direction:

$$|\mathcal{M}(0 \rightarrow \bar{u}dgt_{\downarrow}\bar{b})|^2 = \frac{g_W^4 g_s^2 |V_{ud}|^2 N_c (N_c^2 - 1)}{(2u \cdot d - m_W^2)^2} \frac{m_t^2 (g \cdot d)^2}{(t \cdot g)^2} \left| \frac{u \cdot b}{t \cdot d} \right|. \quad (15)$$

Besides being surprisingly simple, this result is significant in that it comes exclusively from the lower diagram in Fig. 2; hence, there are no inverse powers of $2b \cdot g$ from the b -quark propagator. As is well-known [14], in the limit of vanishing b -quark mass, the Wg fusion process develops a collinear singularity. For the physical (non-zero) value of the b mass, this is reflected in the tendency for the b quark to be produced at large pseudorapidity. Thus, the majority of the total rate comes from the regions of phase space where $2b \cdot g$ is small:

⁴When the initial state partons are chosen such that the W momentum is timelike, one should add the standard width term to the W propagator.

hence the spin down component (no pole in $2b \cdot g$) is suppressed relative to the spin up component. In fact, for the ug and gu partonic initial states, we find that 97% of the tops are produced with spin up in this basis.

Since for the ug and gu initial states the d quark becomes the spectator jet, we define the “spectator” basis by electing to use the direction of the spectator jet (defined as the light jet appearing in the $\ell\nu b\bar{b}j$ final state) for the spin axis. Although this picks the wrong spin axis direction for the $g\bar{d}$ and $\bar{d}g$ initial states, it is correct the majority of the time. We find that the overall composition consists of 96% spin up top quarks in this basis. For comparison, we give the results for the proton and antiproton bases in Table IV. In terms of the spin asymmetry defined in Eq. (12), we see that the spectator basis represents a factor of 1.36 improvement over the helicity basis. The differential distributions in top quark p_T for the helicity and antiproton bases as well as the total appear in Fig. 4.

IV. DISCUSSION AND CONCLUSIONS

In this paper we have found that the direction of the d -type quark provides the most effective spin axis for all single top production mechanisms. However, experimentally we do not know with certainty which physical object comprises the d -type quark in a given event. We have chosen the object which is most likely to be the d -type quark. In the case of the W^* production mechanism, this means the direction of the antiproton beam, since it supplies the \bar{d} quark 98% of the time at the Tevatron. Using the antiproton as our basis, we find that the top quark is 98% spin up. As a result, the angular correlations with this choice of spin axis are 45% larger than those using the helicity basis.

For Wg fusion, the situation is potentially more complicated. Nearly three-quarters of the cross section comes from the situation where the proton donates a u quark: hence the d quark appears as the spectator jet in the final state. In double-tagged events, identifying this jet is trivial; in other cases, it may be necessary to assume that the jet with the largest pseudorapidity is the spectator jet. Although a full simulation is beyond the scope of this

paper, it is clear that this identification can be achieved with a small error rate because of the unique kinematics of this process. Using the spectator jet as our basis, we find that the top quark is 95% spin up and that the angular correlations are 36% larger than the correlations using the helicity basis.

We have demonstrated that the helicity basis is *not* the optimal basis for the discussion of angular correlations in single top quark production at the Tevatron. Instead, we have shown that the direction of the d -type quark provides a superior spin axis for *all* single top production mechanisms.

ACKNOWLEDGMENTS

The Fermi National Accelerator Laboratory is operated by Universities Research Association, Inc., under contract DE-AC02-76CHO3000 with the U.S. Department of Energy. High energy physics research at the University of Michigan is supported in part by the U.S. Department of Energy, under contract DE-FG02-95ER40899. GM would like to thank Tony Gherghetta for useful discussions related to this work.

APPENDIX: ANGULAR CORRELATIONS IN $u\bar{d} \rightarrow t\bar{b} \rightarrow \bar{\ell}\nu b\bar{b}$

For the W^* production process of single top quarks it is instructive to study the full matrix element including both the production and decay of the the top quarks to see how the top spin correlation translates into angular correlations in the events. Consider the production of a top quark via

$$u\bar{d} \rightarrow t\bar{b} \tag{A1}$$

and its subsequent semi-leptonic decay

$$t \rightarrow \bar{\ell}\nu b. \tag{A2}$$

Using the symbol of the particle to represent its momentum, the full matrix element squared for this process including all correlations between production and decay, summed over all colors and spins, is given by

$$\begin{aligned}
|\mathcal{M}(u\bar{d} \rightarrow t\bar{b} \rightarrow \bar{\ell}\nu b\bar{b})|^2 &= 2N_c^2 g_W^8 |V_{ud}|^2 (2u \cdot \bar{b}) (2b \cdot \nu) \left\{ 2(t \cdot \bar{d})(t \cdot \bar{\ell}) - t^2 (\bar{d} \cdot \bar{\ell}) \right\} \\
&\times [(2u \cdot d - m_W^2)^2 + (m_W \Gamma_W)^2]^{-1} [(t^2 - m_t^2)^2 + (m_t \Gamma_t)^2]^{-1} \\
&\times [(2\bar{\ell} \cdot \nu - m_W^2)^2 + (m_W \Gamma_W)^2]^{-1}
\end{aligned} \tag{A3}$$

If we use the narrow width approximation for the top quark, then the quantity in the curly brackets in Eq. (A3) evaluated in the top quark rest frame is equal to

$$m_t^2 E_{\bar{d}} E_{\bar{\ell}} (1 + \cos \theta_{\bar{d}\bar{\ell}}) \tag{A4}$$

where E_i is the energy of the i th particle and $\theta_{\bar{d}\bar{\ell}}$ is the angle between the \bar{d} -quark and the charged lepton in this frame. The $(1 + \cos \theta_{\bar{d}\bar{\ell}})$ is precisely the correlation expected if the top quark spin is along the direction of the \bar{d} -quark momentum in the top quark rest frame. This is confirmation of Eqs. (4) and (5) and discussion that follows in Section II.

REFERENCES

* Electronic address: mahlon@umich.edu

† Electronic address: parke@fnal.gov

- [1] F. Abe, *et. al.*, Phys. Rev. Lett. **74**, 2626 (1995); S. Abachi, *et. al.*, Phys. Rev. Lett. **74**, 2632 (1995); J. Lys for the CDF Collaboration, talk at the *28th International Conference on High Energy Physics*, Warsaw, Poland, 25–31 July 1996, FERMILAB–CONF–96/409–E; E.W. Varnes for the DØ collaboration, talk at the *1996 Meeting of the Division of Particles and Fields*, Minneapolis, Minnesota, 10–15 August 1996, FERMILAB–CONF–96/243–E.
- [2] I. Bigi, Y. Dokshitzer, V. Khoze, J. Kühn, and P. Zerwas, Phys. Lett. **181B**, 157 (1986).
- [3] M. Jezabek and J.H. Kühn, Phys. Lett. **B329**, 317 (1994).
- [4] G.L. Kane, G.A. Ladinsky, and C.–P. Yuan, Phys. Rev. **D45**, 124 (1992).
- [5] D.O. Carlson and C.–P. Yuan, Michigan State University Report No. MSUHEP–50823 (1995), hep-ph/9509208.
- [6] A.P. Heinson, A.S. Belyaev, and E.E. Boos, U.C. Riverside Report No. UCR-95-17 (1995), hep-ph/9509274.
- [7] D. Atwood, S. Bar-Shalom, G. Eilam, and A. Soni, Phys. Rev. **D54** 5412, (1996).
- [8] G. Mahlon and S. Parke, Phys. Rev. **D53**, 4886 (1996).
- [9] S. Parke and Y. Shadmi, Phys. Lett. **B387**, 199 (1996).
- [10] S. Cortese and R. Petronzio, Phys. Lett. **B253**, 494 (1991).
- [11] T. Stelzer and S. Willenbrock, Phys. Lett. **B357**, 125 (1995).
- [12] M.C. Smith and S. Willenbrock, Phys. Rev. **D54**, 6696 (1996).
- [13] S. Dawson, Nucl. Phys. **B249**, 42 (1985).

- [14] S. Willenbrock and D.A. Dicus, Phys. Rev. **D34**, 155 (1986).
- [15] S. Dawson and S. Willenbrock, Nucl. Phys. **B284**, 449 (1987).
- [16] C.-P. Yuan, Phys. Rev. **D41**, 42 (1990).
- [17] R.K. Ellis and S. Parke, Phys. Rev. **D46**, 3785 (1992).
- [18] G.V. Jikia, and S.R. Slabospitsky, Sov. J. Nucl. Phys. **55**, 1387 (1992); Phys. Lett. **B295**, 136 (1992); Yad. Fiz. **55**, 2491 (1992).
- [19] D.O. Carlson, and C.P. Yuan, Phys. Lett. **B306**, 386 (1993).
- [20] “Future Electroweak Physics at the Fermilab Tevatron: Report of the TeV-2000 Study Group,” edited by D. Amidei and R. Brock, Fermilab Report No. FERMILAB-PUB-96/082, 1996 (unpublished).
- [21] F. Anselmo, B. van Eijk, and G. Bordes, Phys. Rev. **D45**, 2312 (1992).
- [22] G. Bordes and B. van Eijk, Z. Phys. **C57**, 81 (1993).
- [23] G. Bordes and B. van Eijk, Nucl. Phys. **B435**, 23 (1995).
- [24] Helicity amplitudes (including the subsequent decay of the top quark) for this process may be found in D.O. Carlson, Ph.D. Thesis, Michigan State University, 1995, hep-ph/9508278.
- [25] A.J. Martin, R.G. Roberts and W.J. Stirling, Phys. Lett. **B387**, 419 (1996).

FIGURES

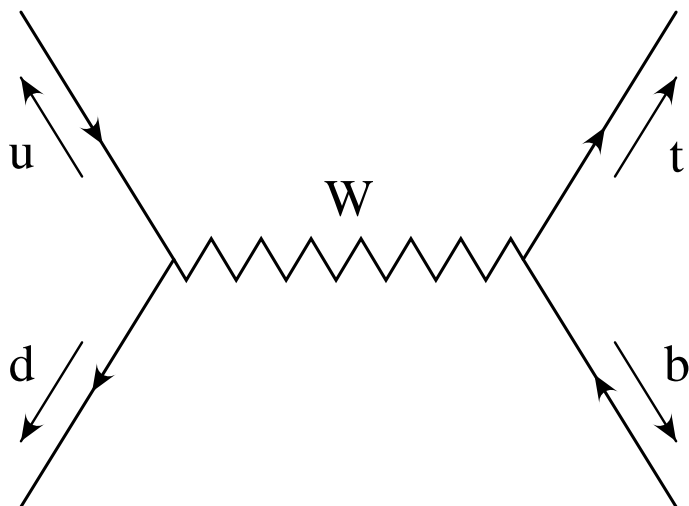


FIG. 1. Feynman diagram for single top production in the W^* process. The labels indicate the momentum flow utilized in the text.

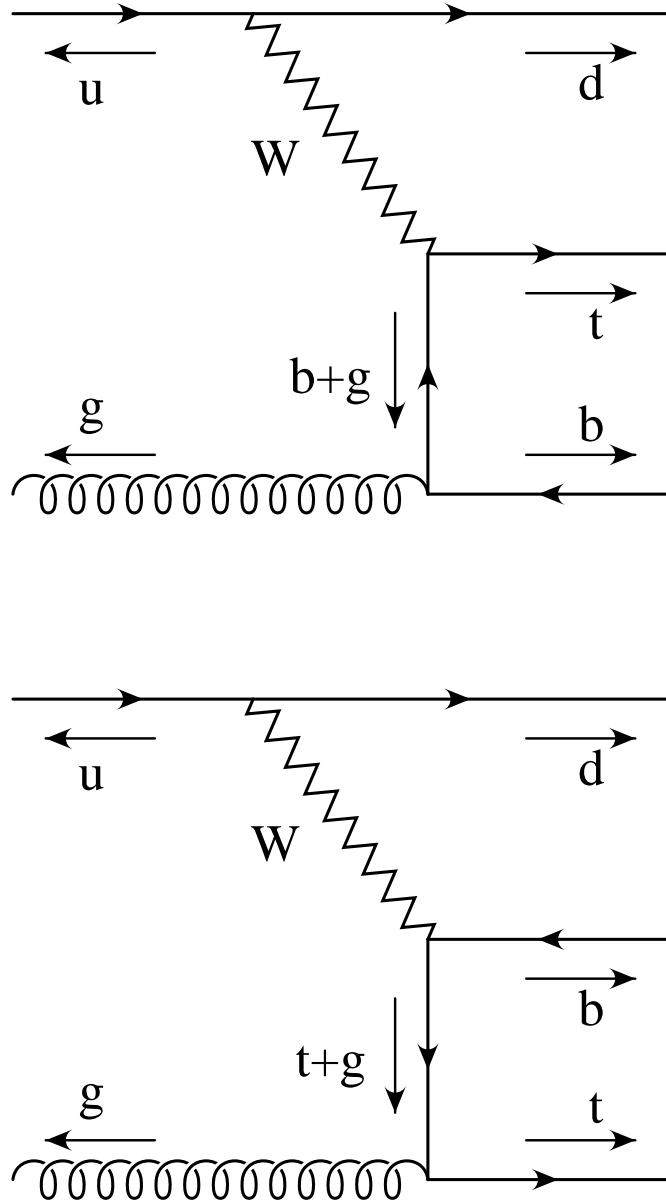


FIG. 2. Gauge-invariant set of Feynman diagrams for single top production via Wg fusion. The labels indicate the momentum flow utilized in the text.

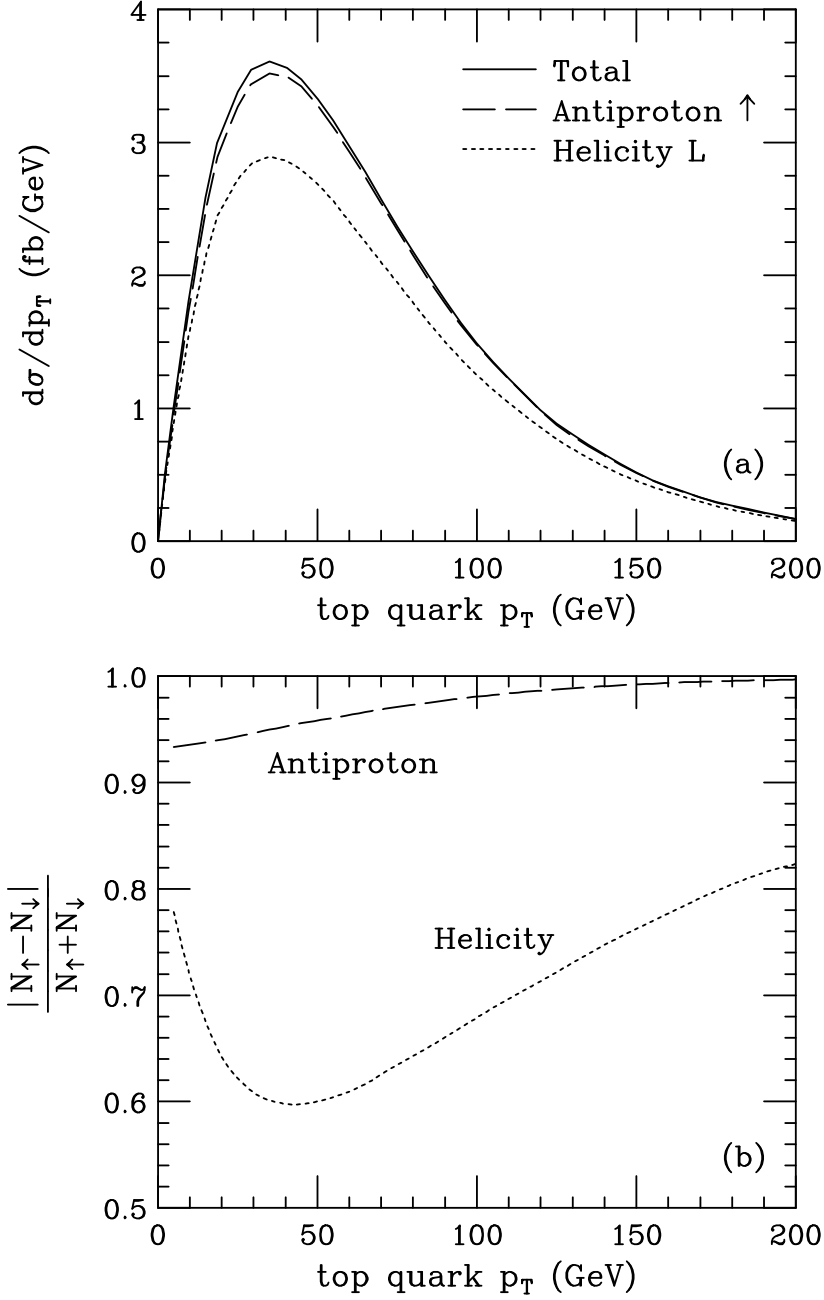


FIG. 3. (a) The differential cross sections (total, antiproton basis spin up, helicity basis left) as a function of the top quark transverse momentum for single top production in the W^* channel at the Tevatron at 2.0 TeV. (b) The absolute value of the spin asymmetry (12) plotted as a function of the top quark transverse momentum for the helicity and antiproton bases.

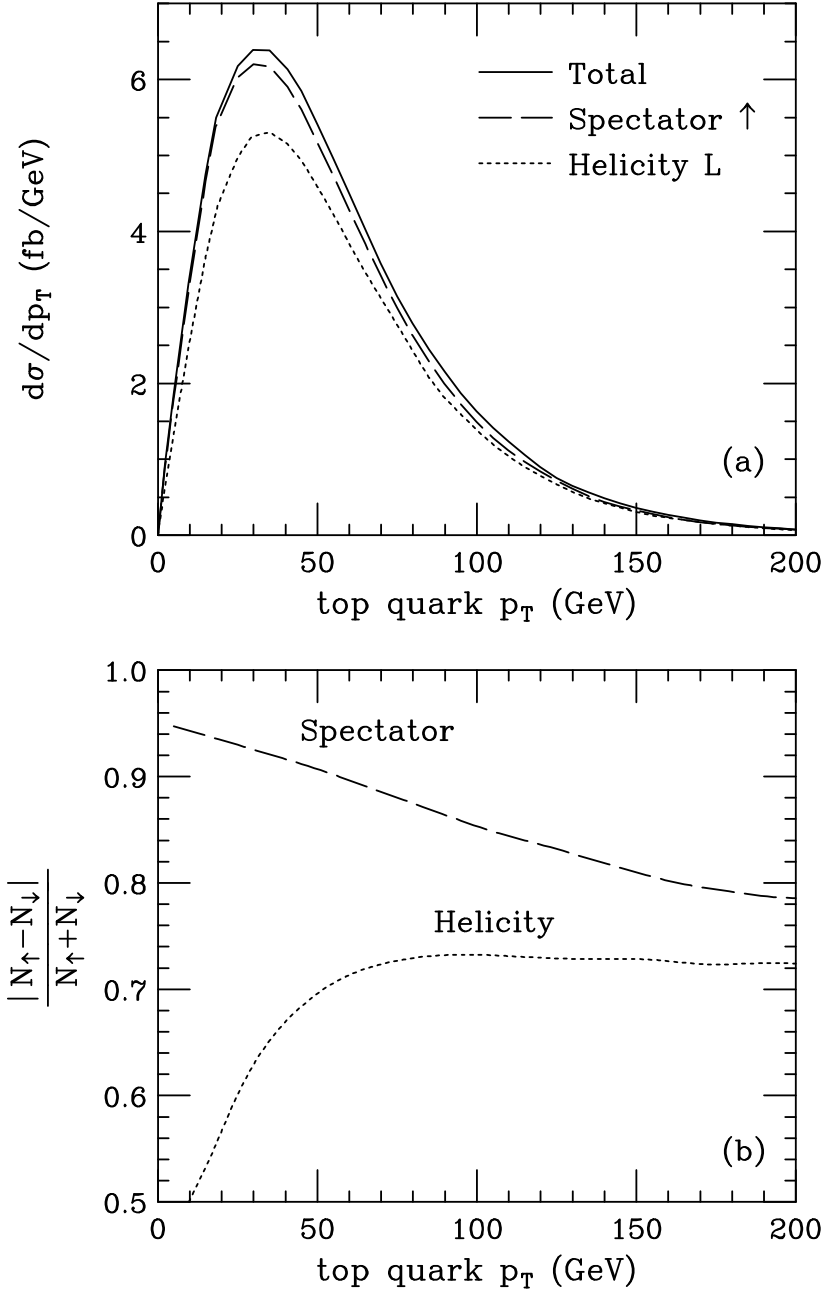


FIG. 4. (a) The differential cross sections (total, spectator basis spin up, helicity basis left) as a function of the top quark transverse momentum for single top production via Wg fusion at the Tevatron at 2.0 TeV. (b) The absolute value of the spin asymmetry (12) plotted as a function of the top quark transverse momentum for the helicity and spectator bases.

TABLES

TABLE I. Fractional cross sections for single top production in the W^* channel at the Tevatron at 2.0 TeV, decomposed according to the parton content of the initial state. We use the MRS(R1) structure functions [25] evaluated at the scale $Q^2 = m_W^2$. We obtain a total cross section of approximately 0.33 pb.

p	\bar{p}	fraction
u	\bar{d}	98%
\bar{d}	u	2%

TABLE II. Dominant spin fractions and asymmetries for the various bases studied for single top production in the W^* channel at the Tevatron at 2.0 TeV.

basis	spin content	$\frac{N_{\uparrow} - N_{\downarrow}}{N_{\uparrow} + N_{\downarrow}}$
helicity	83% \downarrow (L)	-0.66
proton	83% \downarrow	-0.67
antiproton	98% \uparrow	0.96

TABLE III. Fractional cross sections for single top production in the Wg fusion channel at the Tevatron at 2.0 TeV, decomposed according to the parton content of the initial state. We use the MRS(R1) structure functions [25] evaluated at the scale $Q^2 = m_W^2$. We obtain a total cross section of approximately 0.47 pb.

p	\bar{p}	fraction
u	g	74%
g	\bar{d}	20%
g	u	3%
\bar{d}	g	3%

TABLE IV. Dominant spin fractions and asymmetries for the various bases studied for single top production in the Wg fusion channel at the Tevatron at 2.0 TeV.

basis	spin content	$\frac{N_{\uparrow} - N_{\downarrow}}{N_{\uparrow} + N_{\downarrow}}$
helicity	83% $\downarrow(L)$	-0.67
proton	68% \uparrow	0.37
antiproton	54% \downarrow	-0.07
spectator	96% \uparrow	0.91