

How to calibrate the polarization of a high-energy proton beam ? A theoretical prospect

C. Bourrely and J. Soffer

*Centre de Physique Théorique - CNRS - Luminy,
Case 907 F-13288 Marseille Cedex 9 - France*

ABSTRACT

In view of the realistic possibility for operating high-energy polarized proton beams in future collider machines, it is highly desirable to propose for such beams, an absolute calibration allowing to measure accurately their degree of polarization. We consider more specifically one practical method based on pp elastic scattering near the forward direction and we discuss its limitations.

Recent technical progresses based on the simple idea of the so called Siberian Snake, allow to envisage very seriously nowadays, the use of highly polarized proton beams of several hundreds GeV. This is one of the key elements supporting the unique spin programme for pp collisions, which will be undertaken in the near future at RHIC. It has also motivated some detailed studies at DESY in order to decide whether or not HERA could operate as a ep collider with both electron and proton beams polarized. If all this is demonstrated to be feasible, still it remains necessary to provide a reliable method for measuring the beam polarization at a rather accurate level, say a few percents. Such a high-energy polarimeter must use a well-known polarization effect and several possibilities have been considered, which will be discussed in this workshop. Note that in the case of a high-energy polarized electron beam, a powerful method based on Compton scattering, with a laser beam[1], is used at SLAC and allows to determine the beam polarization with a precision of less than 1%. For polarized proton beams, one rather interesting candidate is the so-called Coulomb-Nuclear Interference (CNI) polarimeter relying on an idea first suggested by J. Schwinger[2] in 1948 and subsequently studied by other authors[3,4]. Let us consider in pp elastic scattering the single transverse spin asymmetry A_N . This observable has a rather complicate expression in terms of the five helicity amplitudes which describe pp elastic scattering[4], but as a first approximation one can write

$$A_N = -\frac{2\text{Im}(\phi_{nf}\phi_f^*)}{|\phi_{nf}|^2 + 2|\phi_f|^2} \ , \quad (1)$$

where ϕ_{nf} is the dominant non-flip amplitude and ϕ_f is the single-flip amplitude. However near the forward direction, say $-t \sim 10^{-3} \text{GeV}^2$, both the nuclear and the Coulomb forces are important and one assumes that A_N is mainly due to the interference between the hadronic non-flip ϕ_{nf}^N and the electromagnetic single-flip ϕ_f^C amplitude, the first one being mainly imaginary and the second one being real. This leads to an exact expression for A_N , namely

$$A_N = \frac{\sqrt{-t}}{m_p} \frac{(\mu_p - 1)z}{1 - (\rho - z)^2 - \frac{t}{2m_p^2}(\mu_p - 1)^2 z^2} , \quad (2)$$

where μ_p is the magnetic moment of the proton and m_p its mass. Here ρ denotes the real to imaginary ratio of ϕ_{nf}^N at $t = 0$ and $z = t_c/|t|$, $t_c = 8\pi\alpha/\sigma_{tot}$, where α is the fine structure constant and σ_{tot} the pp total cross section. This exact expression leads to the dotted curve in Fig.1 at $45\text{GeV}/c$, with a maximum value of about 4% for $-t \simeq 3.10^{-3}\text{GeV}^2$. Note that it is almost energy independent, except through the values of ρ and σ_{tot} . The CNI kinematic region has been investigated by the $E-704$ experiment at FNAL[5] which has obtained some results for A_N at $200\text{GeV}/c$, consistent with the prediction of eq.(2) (see Fig.3, open and close circles). However, due to the lack of statistical precision, this data does not allow to check the validity of the assumption $\phi_f^N = 0$, we made to derive eq.(2). This is a key issue to be sure that the measurement of A_N in the CNI region provides an absolute polarimeter. Unfortunately this is not the case, as we will demonstrate now. Considering our lack of precise knowledge on ϕ_f^N , both experimentally and theoretically, and just to illustrate our arguments, we make the simple assumption

$$\phi_f^N = \sqrt{-t}/m_p(b + ia)\phi_{nf}^N , \quad (3)$$

where $\sqrt{-t}/m_p$ is a required kinematical factor and a, b are two adjustable parameters[6]. In order to constrain the magnitude of a and b , one should use the most accurate data on A_N , at the highest available energy and in the lowest t range, close to the CNI region. This is the Serpukhov data[7] at $45\text{GeV}/c$ shown in Fig.1, where in addition to the case $a = b = 0$ (dotted curve), we also display the case $a = -0.02$, $b = 0$ (solid curve). So this means that if $b = 0$, the data allow $-0.02 < a < 0$ and it is important to remark that the region of the maximum of A_N remains stable around the value $(4.25 \pm 0.25)\%$.

The situation changes drastically if we allow $b \neq 0$ as shown in Fig.2, where the dashed curve corresponds to $a = 0$, $b = -0.25$ and the solid curve to $a = 0.01$, $b = -0.25$. As a result the data allows $0 < a < 0.01$ and $-0.25 < b < 0$, but now near $-t = 3.10^{-3}\text{GeV}^2$, the value of A_N changes a lot from about 4% to 5.5%. This uncertainty can be reduced if we modify ϕ_f^N by an *ad hoc* multiplicative factor $[1 - (t/0.45)^2]$, such that A_N changes sign around $-t = 0.45\text{GeV}^2$, a feature of the data at several energies. This is shown in Fig.3 where the dashed curve corresponds to $a = 0$, $b = -0.02$ and the solid curve to $a = 0.02$, $b = -0.02$.

Our final conclusion, which has also been reached in ref.[8], is that, given the large uncertainty on p_f^N , one cannot presently consider CNI as an absolute polarimeter. So to improve our knowledge on p_f^N in the CNI region we suggest to perform once more the E704 experiment[5], with a fixed polarized target, to a much higher level of accuracy in order to use it as a reliable calibration method.

[1] M.L. Swartz, Proceedings of the 15th SLAC Summer Institute on Particle Physics, 1987, SLAC report N^o 328, p. 83.

- [2] J. Schwinger, Phys. Rev. **73** (1948) 407.
- [3] B.Z. Kopeliovich and I.I. Lapidus, Sov. J. Nucl. Phys. **19** (1974) 114.
- [4] N.H. Buttimore, E. Gotsman and E. Leader, Phys. Rev. **D18** (1978) 694.
- [5] N. Akchurin et al., Phys. Lett.**229B** (1989) 299; Phys. Rev. **D48** (1993) 3026.
- [6] For a similar approach see also N. Akchurin, N.H. Buttimore and A. Penzo, Phys. Rev. **D51** (1995) 3944.
- [7] A. Gaidot et al., Phys. Lett.**61B** (1976) 103.
- [8] L. Trueman, preprint BNL 1996, hep-ph/9610316.

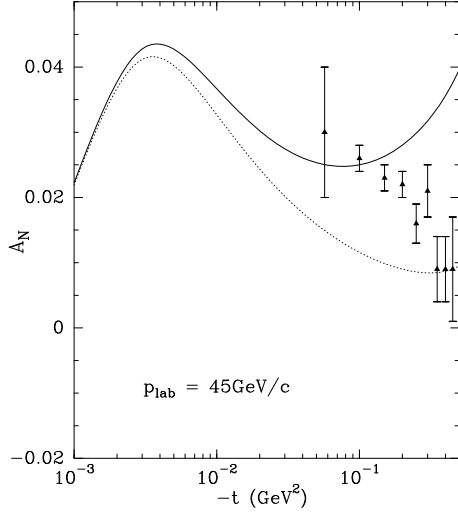


Fig 1

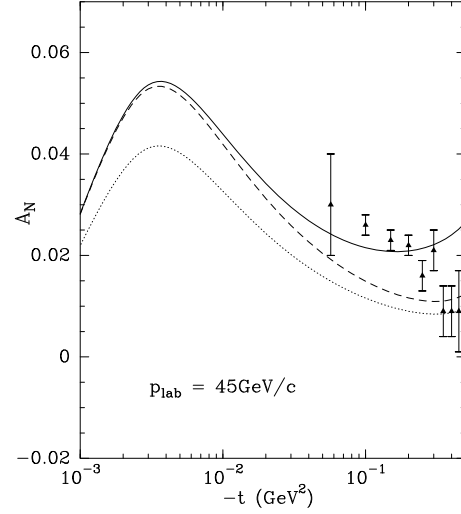


Fig 2

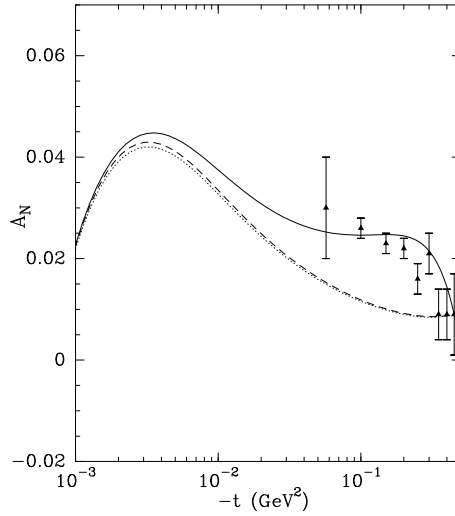


Fig 3

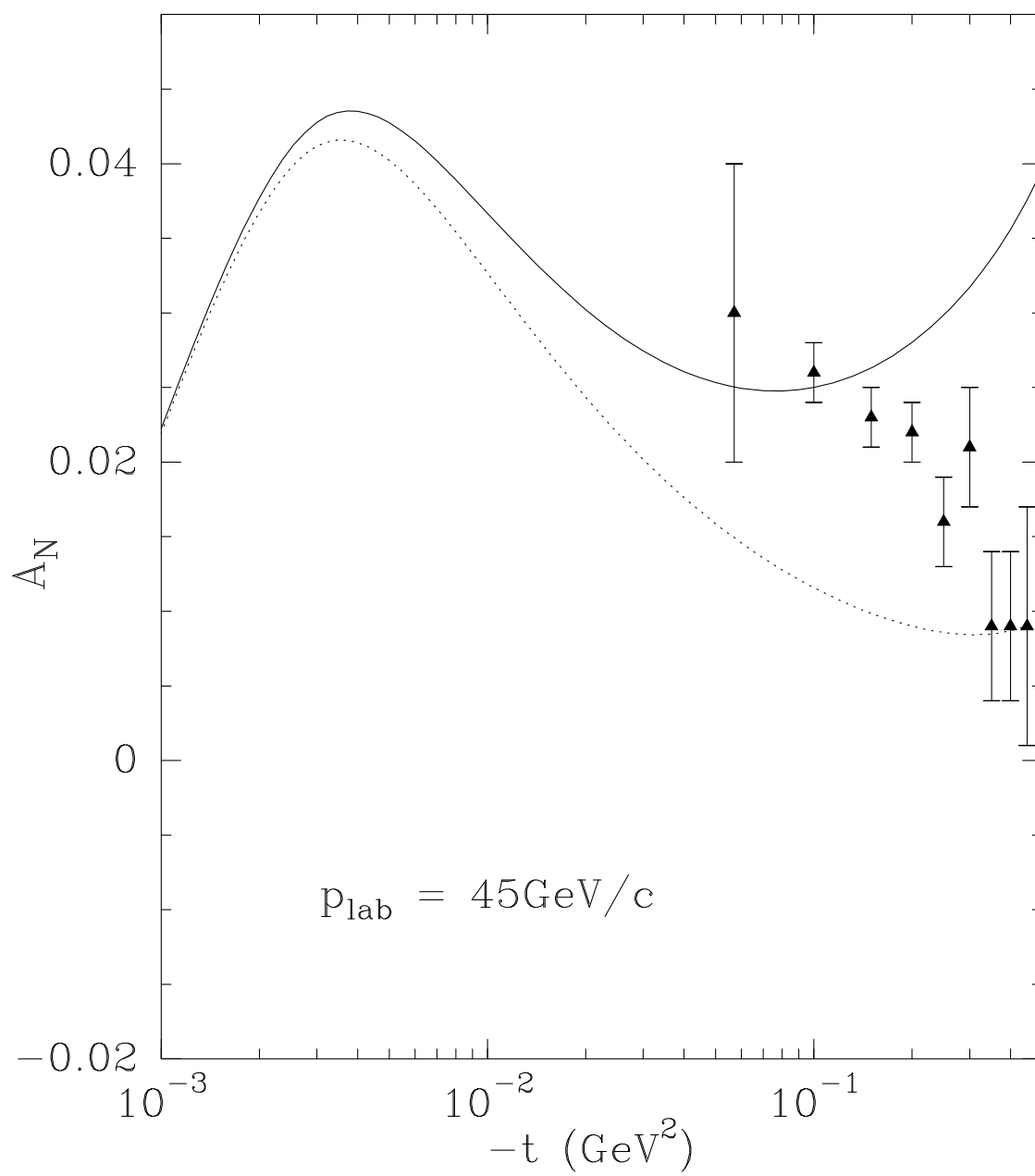


Fig 1

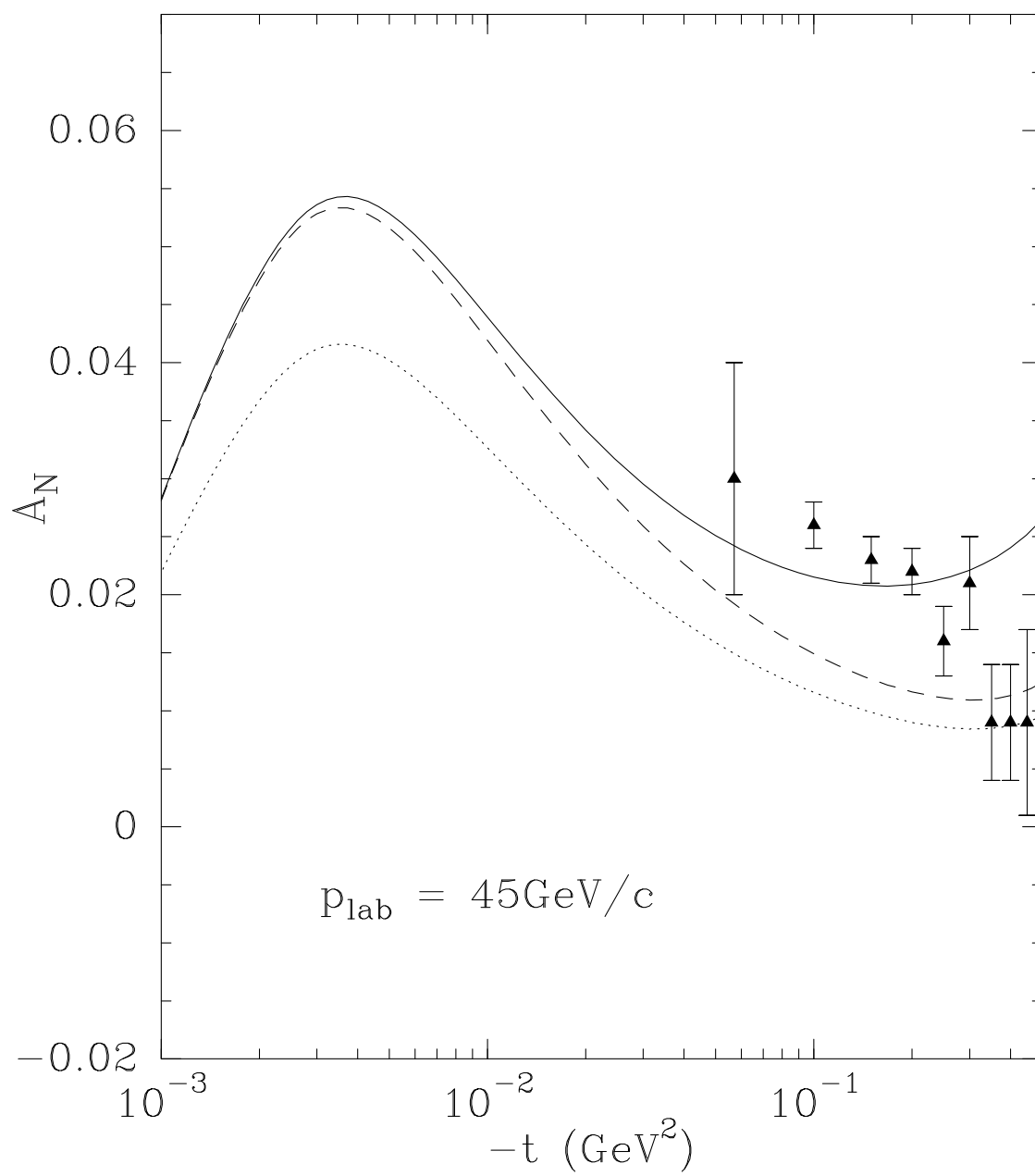


Fig 2

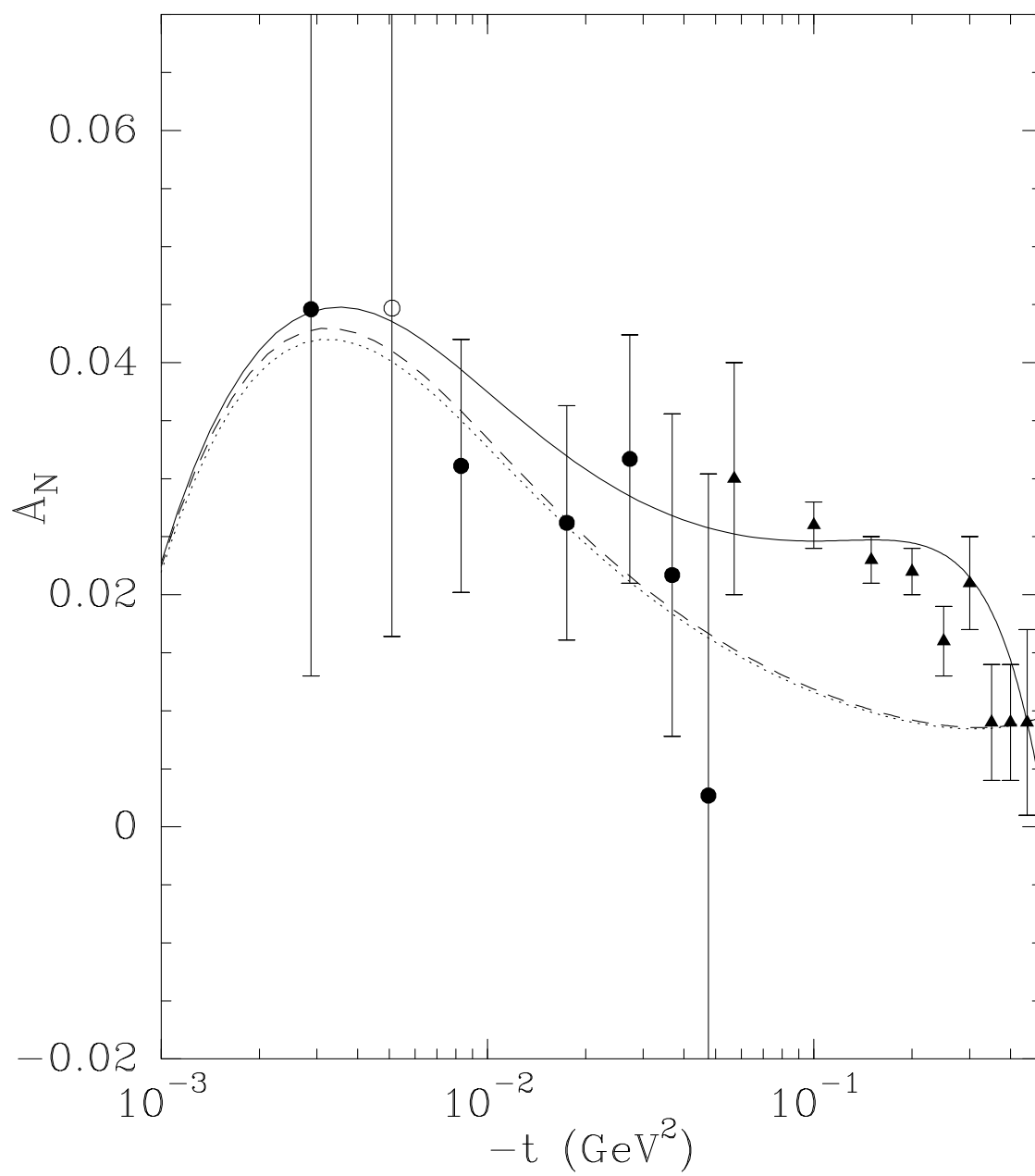


Fig 3