

# HARD PROCESSES ON NUCLEAR TARGETS IN QCD

N.Arnesto, C.Pajares and C.A.Salgado

*Departamento de Física de Partículas, Universidade de Santiago de Compostela,  
15706-Santiago de Compostela, Spain*

and

Yu.M.Shabelski

*Petersburg Nuclear Physics Institute,  
Gatchina, St. Petersburg 188350, Russia*

## Abstract

We calculate the A-dependence of open charm and beauty as well as Drell-Yan pair production cross sections on nuclear targets taking into account the difference of quark and gluon distributions in free and bound nucleons. The results are presented for both proton-nucleus and nucleus-nucleus collisions. For the case of heavy flavour production at comparatively low energies, if  $\sigma \sim A^\alpha$ , the values of  $\alpha$  are slightly higher than unity. With increasing energy  $\alpha$  decreases in all cases and becomes smaller than unity. We also show  $\alpha$  as a function of Feynman- $x$  of the produced  $Q\bar{Q}$  or  $l^+l^-$  pair and obtain that it decreases significantly in the beam fragmentation region. The sensitivity of our results to the used set of parton distributions is also discussed.

September 1996  
hep-ph/9609296  
US-FT/37-96

# 1 INTRODUCTION

Processes of heavy quark and lepton pair production on nucleon and nuclear targets at high energies are very interesting from both theoretical and practical reasons. These processes provide a method to study the internal structure of hadrons in the very small  $x$ -region. Some limits on the possible non-perturbative contributions to this region can also be obtained. Realistic estimates of the cross sections of heavy quark production are necessary in order to plan experiments on the existing and future accelerators.

Predictions are usually obtained in the framework of perturbative QCD in the leading and the next-to-leading order  $\alpha_s$ -expansion. In the case of a nuclear target it is usually assumed that the cross section of heavy flavour production (or any other hard process),  $\sigma(Q\bar{Q})$ , should be proportional to  $A^\alpha$ , with  $\alpha = 1$ ; that is, in agreement with the most accurate experimental results of [1,2], where values of  $\alpha = 1.00 \pm 0.05$  for all  $D$ -meson production by pions at  $\sqrt{s} = 22$  GeV and  $\alpha = 1.02 \pm 0.03 \pm 0.02$  for neutral  $D$ -meson production by protons at  $\sqrt{s} = 39$  GeV were obtained, respectively.

However it seems important to consider the problem in more detail because, for example, many experimental results are obtained by extrapolation of results on a nuclear target to a nucleon target. It is experimentally well-known [3-9] that parton distributions in nuclei (i.e., in bound nucleons) are slightly different from the same distributions in free nucleons. So the value of  $\alpha$  can differ from unity and it is interesting to estimate the size of this effect. Also the differences in the distributions of gluons, sea quarks and valence quarks are not the same [10]. Moreover, in different hard processes different QCD subprocesses give the main contributions, so the effects on the  $\alpha$ -values can also be different.

In this paper we calculate the values of  $\alpha$  as a function of energy and Feynman- $x$  for the cases of open charm, beauty and different mass Drell-Yan pair production in proton-nucleus and nucleus-nucleus collisions.

In our previous paper [11] we showed that the results for the  $A$ -dependence of heavy flavour production depend very weakly on the used set of parton distributions. Three different sets, namely MRS-1 [12], MT S-DIS [13] and GRV HO [14], which can be found in CERN PDFLIB [15], gave practically the same results for the  $\alpha$  behaviour (see Table 1 of Ref. [11]). Here we present the results for two sets, GRV HO [14] and MRS-A [16] which are in comparatively good agreement with the new HERA data and we see that they give practically identical results for both open heavy flavour and Drell-Yan pair production in proton-nucleus and nucleus-nucleus collisions.

## 2 CROSS SECTIONS OF HARD PROCESSES IN QCD

The standard QCD expression for the cross section of heavy quark production in a hadron 1 - hadron 2 collision has the form

$$\sigma^{12 \rightarrow Q\bar{Q}} = \int_{x_{a0}}^1 \frac{dx_a}{x_a} \int_{x_{b0}}^1 \frac{dx_b}{x_b} \left[ x_a G_{a/1}(x_a, \mu^2) \right] \left[ x_b G_{b/2}(x_b, \mu^2) \right] \hat{\sigma}^{ab \rightarrow Q\bar{Q}}(\hat{s}, m_Q, \mu^2), \quad (1)$$

where  $x_{a0} = 4m_Q^2/s$  and  $x_{b0} = 4m_Q^2/(sx_a)$ . Here  $G_{a/1}(x_a, \mu^2)$  and  $G_{b/2}(x_b, \mu^2)$  are the structure functions of partons  $a$  and  $b$  inside hadrons 1 and 2 respectively, and  $\hat{\sigma}^{ab \rightarrow Q\bar{Q}}(\hat{s}, m_Q, \mu^2)$  is the cross section of the subprocess  $ab \rightarrow Q\bar{Q}$  as given by standard QCD. The latter depends on the parton center-of-mass energy  $\hat{s} = (p_a + p_b)^2 = x_a x_b s$ , the mass of the produced heavy quark  $m_Q$  and the QCD scale  $\mu^2$ . Eq. (1) should account for all possible subprocesses  $ab \rightarrow Q\bar{Q}$ . The parton-parton cross section  $\hat{\sigma}^{ab \rightarrow Q\bar{Q}}$  can be written in the form [17]

$$\hat{\sigma}^{ab \rightarrow Q\bar{Q}}(\hat{s}, m_Q, \mu^2) = \frac{\alpha_s^2(\mu^2)}{m_Q^2} f_{ab}(\rho, \mu^2, m_Q^2), \quad (2)$$

with

$$\rho = 4m_Q^2/\hat{s} \quad (3)$$

and

$$f_{ab}(\rho, \mu^2, m_Q^2) = f_{ab}^{(0)}(\rho) + 4\pi\alpha_s(\mu^2)[f_{ab}^{(1)}(\rho) + \hat{f}_{ab}^{(1)}(\rho) \ln(\mu^2/m_Q^2)]. \quad (4)$$

The functions  $f_{ab}^{(0)}(\rho)$ ,  $f_{ab}^{(1)}(\rho)$  and  $\hat{f}_{ab}^{(1)}(\rho)$  can be found in [17] for heavy flavour production.

Formulae with the same structure as (1)-(4) can be found in [18] for Drell-Yan pair production. In this case  $M_{l+l-}$  plays the role of  $2m_Q$  in  $x_{a0}$ ,  $x_{b0}$  and  $\hat{\sigma}^{ab \rightarrow Q\bar{Q}}$ .

For the numerical calculations we wrote the nuclear structure function  $G_{b/A}(x_b, \mu^2)$  in the form

$$G_{b/A}(x_b, \mu^2) = A \cdot G_{b/N}(x_b, \mu^2) \cdot R_b^A(x, \mu^2), \quad (5)$$

similarly to Ref. [19] and we take the values of  $R_b^A(x, \mu^2)$  for gluons, valence and sea quarks from Ref. [10]. They are presented in Fig. 1. The values of  $R_b^A(x, \mu^2)$  in [10] are given for  $x > 10^{-3}$  which is not small enough at high energies. So at  $x < 10^{-3}$  we used two variants of the  $R_b^A(x, \mu^2)$  behaviour for gluon and sea quark distributions: The first is the constant frozen at  $x = 10^{-3}$  (dashed-dotted curves for gluons and solid curves

for sea quarks in Fig. 1). The second is the extrapolation as  $x^\beta$  (dotted curves in Fig. 1) of the distribution which gives the main contribution to our cross section, with  $\beta = 0.096$  and  $0.040$  for charm and beauty production respectively (only for gluons), and  $\beta = 0.109$ ,  $0.096$  and  $0.072$  for Drell-Yan pair invariant masses  $M_{l+l-}^2 = 5, 25$  and  $100$   $\text{GeV}^2$  respectively (only for sea quarks). Such behaviour is in qualitative agreement with the results of [20].

In the case of nucleus-nucleus collisions the parton distributions in both incident nuclei should be written in the form (5). It is necessary to note that in such a way the main part of the shadowing processes is taken into account.

### 3 A-DEPENDENCE OF HEAVY FLAVOUR PRODUCTION

In the case of charm production we have used the values  $m_c = 1.5$   $\text{GeV}$  and  $\mu^2 = 4$   $\text{GeV}^2$  ( $\mu^2 = 5$   $\text{GeV}^2$  for the MRS-A set) and in the case of beauty production  $m_b = 5$   $\text{GeV}$  and  $\mu^2 = m_b^2$ .

The obtained results for  $\alpha$  determined from the ratios of heavy quark production cross section on a gold target and on the proton are presented in Fig. 2 for the GRV HO and MRS-A sets<sup>1</sup> and the two variants of gluon distribution ratios in the small  $x$ -region. Here  $\sqrt{s_{NN}}$  is the c.m. energy for the interaction of the incident proton with one target nucleon. One can see that at fixed target energies the values of  $\alpha$  are slightly higher than unity, which is not in contradiction with the results of Refs. [1,2]. However  $\alpha$  decreases with increasing energy and this effect is larger in the case of charm production than in the case of beauty. One can see also that the difference between the two variants for  $R_b^A(x, \mu^2)$  at  $x < 10^{-3}$  becomes important only at the highest energies.

We also calculate the values of  $\alpha$  for different Feynman- $x$  ( $x_F$ ) regions using  $x_F = x_a - x_b$  at energies  $\sqrt{s_{NN}} = 39$   $\text{GeV}$  and  $1800$   $\text{GeV}$ . The results are presented in Fig. 3. At negative and moderate  $x_F$  (in the nucleus fragmentation region) the values of  $\alpha$  are slightly higher than unity. However in the case of charm production in the beam fragmentation region (positive  $x_F$ ) the values of  $\alpha$  become essentially smaller than unity. For beauty production the last effect is expected only at very high energies.

The obtained results for A-dependences of charm and beauty production in the symmetric case of gold-gold collisions are presented in Figs. 4 ( $\alpha$  as a function of initial energy) and 5 ( $\alpha$  as a function of  $x_F$  at two energies). Here  $\sqrt{s_{NN}}$  is the c.m.

---

<sup>1</sup>In all the calculations in this paper little difference, if any, has been found in the results for  $\alpha$  between these two sets of parton distributions.

energy for one nucleon-nucleon interaction. One can see a qualitative agreement with the case of proton-nucleus collisions (with the difference that the trivial value of  $\alpha$  is here equal to two). Again we can see that the values of  $\alpha$  are dependent on the initial energy and  $x_F$  if the energy is high enough.

Calculations for charm production in perturbative QCD (including preequilibrium charm production from secondary minijet gluons) can be found in [21] for central gold on gold collisions.

## 4 A-DEPENDENCE OF DRELL-YAN PAIR PRODUCTION

As said above, the QCD expression for heavy lepton pair production in a hadron 1 - hadron 2 collision has the same form as Eq. (1) but with another matrix element which can be found in Ref. [18]. Now we have an additional variable – the mass of the produced pair  $M_{l^+l^-}$  which plays more or less the same role as the mass of the heavy quark. However now its value can be measured experimentally and do not lead to any uncertainty. We have used the values of QCD scale  $\mu^2 = M_{l^+l^-}^2$ .

The obtained results for  $\alpha$  determined in the same way as in heavy quark production, i.e., from the ratios of Drell-Yan pair production cross section in proton-gold and proton-proton collisions, are presented in Fig. 6 for the GRV HO and MRS-A sets and the two variants of sea quark distribution ratios in the small  $x$ -region<sup>2</sup>. Here again  $\sqrt{s_{NN}}$  is the c.m. energy for the interaction of the incident proton with one target nucleon. Contrary to the case of heavy flavour production the values of  $\alpha$  are never higher than unity. They decrease more or less monotonically with increasing energy and this effect becomes smaller with increasing  $l^+l^-$  mass. Again the two sets of parton distributions give practically identical results for the energy dependence of  $\alpha$  and the difference between the two variants for  $R_b^A(x, \mu^2)$  at  $x < 10^{-3}$  becomes important only at the highest energies. The predicted  $M_{l^+l^-}$  dependence of  $\alpha$  for Drell-Yan pair production in proton-nucleus collisions at different energies is also shown in Fig. 6.

The results of our calculations of  $\alpha$  as a function of  $x_F$  for heavy lepton pair production are presented in Fig. 7. The qualitative picture is similar to the case of heavy flavour production; the numerical difference of our predictions from the value  $\alpha = 1$  is here more significant for the case of a not very large mass of the lepton pair.

Predictions of A-dependence for Drell-Yan pair production cross section in symmetric nucleus-nucleus collisions are shown in Figs. 8 and 9. As for the case of proton-

---

<sup>2</sup>As is well-known gluons are dominant for heavy flavour production, while sea quarks dominate Drell-Yan production.

nucleus collisions, all the effects are qualitatively the same but numerically larger than in the case of heavy flavour production. Our results are in agreement with the calculations of [22].

## 5 CONCLUSIONS

In this paper we calculate the A-dependence of charm and beauty as well as Drell-Yan pair production using standard QCD formulas and accounting for the difference of parton distributions in free and bound nucleons. If one parametrize these cross sections as  $\sigma \sim A^\alpha$ , the value of  $\alpha$  is slightly different from unity at the available energies. For the case of heavy flavour production at comparatively low energies the obtained values of  $\alpha$  are a little higher than unity. This should be connected with some nucleon-nucleon correlations which change the large- $x$  parton distributions. In the case of Drell-Yan pair production such effect is absent because of the different relations in the contributions of valence quarks, sea quarks and gluons.

At higher energies the values of  $\alpha$  decrease and become smaller than unity. At  $\sqrt{s_{NN}} = 1800$  GeV we expect a value of  $\alpha \sim 0.95$  for charm and low-mass Drell-Yan pair production. The decrease of the ratio  $R_b^A(x, \mu^2)$ , which results in a decrease of  $\alpha$ , can be connected with the effects of parton density saturation [23] which in heavy nuclei occur at  $x$ -values higher than in the proton.

If we consider two small and different values of  $x_a$  and  $x_b$  in Eq. (1) for the case of proton-nucleus interaction, it is clear that the contribution to the inclusive cross section from the region  $x_a < x_b$  should be larger than the mirror contribution ( $x_a > x_b$ ) because the value of the ratio  $R_b^A(x, \mu^2)$  in the first case is larger. It means that heavy quark and Drell-Yan pairs will be produced preferably in the nucleus fragmentation hemisphere, i.e., asymmetrically, which is quite usual and has been confirmed experimentally in the case of light quark production. From Figs. 3 and 7 it is clear that charm and low-mass Drell-Yan pair production on nuclear targets at LHC energies will give important information on the nuclear shadowing of the structure functions at small  $x$ .

Besides, the experimental measurements of the effects predicted for different hard interactions should allow (in principle) to control the validity of the conventional extraction of parton distributions from the experimental DIS data.

Let us repeat again that almost all nuclear shadowing corrections are accounted for in our calculations because they contribute to the  $R_b^A(x, \mu^2)$  ratios, which have been extracted from the experimental data. On the other hand these shadowing corrections are not numerically large in the considered hard processes. So we can assume that the corrections which are not accounted for do not change significantly the obtained

results.

In conclusion we express our gratitude to M.A.Braun for useful discussions and both to K.J.Eskola and to I.Sarcevic for sending us their numerical results. We thank the Dirección General de Política Científica and the CICYT of Spain for financial support under contract AEN96-1673. C.A.S. also thanks the Xunta de Galicia for financial support. The paper was supported in part by INTAS grant 93-0079.

## Figure captions

**Fig. 1.** Functions  $R_G^A(x, \mu^2)$ ,  $R_V^A(x, \mu^2)$  and  $R_S^A(x, \mu^2)$ , which determine the ratios of the distributions for protons in the nucleus versus free protons, for gluons (dashed-dotted and dotted curves, see text), valence quarks (dashed curves) and sea quarks (solid and dotted curves, see text) respectively, for  $\mu^2 = 5 \text{ GeV}^2$  (upper figure) and  $\mu^2 = m_b^2$  (lower figure).

**Fig. 2.** Energy dependence of  $\alpha$  for charm and beauty production in proton-gold collisions for GRV HO (solid and dashed curves) and MRS-A (dotted and dashed-dotted curves) structure functions and using extrapolated (dashed and dashed-dotted curves) and frozen at  $x = 10^{-3}$  (solid and dotted curves) ratios of gluon distributions.

**Fig. 3.** Feynman- $x$  dependence of  $\alpha$  for charm and beauty production in proton-gold collisions at  $\sqrt{s_{NN}} = 39 \text{ GeV}$  (upper figure) and  $1800 \text{ GeV}$  (lower figure) for GRV HO and MSR-A structure functions and using extrapolated and frozen at  $x = 10^{-3}$  ratios of gluon distributions (with the same conventions as in Fig. 2).

**Fig. 4.** Energy dependence of  $\alpha$  for charm and beauty production in gold-gold collisions for GRV HO and MRS-A structure functions and using extrapolated and frozen at  $x = 10^{-3}$  ratios of gluon distributions (with the same conventions as in Fig. 2).

**Fig. 5.** Feynman- $x$  dependence of  $\alpha$  values for charm and beauty production in gold-gold collisions at  $\sqrt{s_{NN}} = 39 \text{ GeV}$  (upper figure) and  $1800 \text{ GeV}$  (lower figure) for GRV HO and MSR-A structure functions and using extrapolated and frozen at  $x = 10^{-3}$  ratios of gluon distributions (with the same conventions as in Fig. 2).

**Fig. 6.** Mass (upper figure) and energy (lower figure) dependence of  $\alpha$  for Drell-Yan pair production in proton-gold collisions for GRV HO and MRS-A structure functions and using extrapolated and frozen at  $x = 10^{-3}$  ratios of sea quark distributions (with the same conventions as in Fig. 2).

**Fig. 7.** Feynman- $x$  dependence of  $\alpha$  values for heavy lepton pair production in proton-gold collisions at  $\sqrt{s_{NN}} = 39 \text{ GeV}$  (upper curves in each figure) and  $1800 \text{ GeV}$  (lower curves in each figure) and different masses for GRV HO and MSR-A structure functions and using extrapolated and frozen at  $x = 10^{-3}$  ratios of sea quark distributions (with the same conventions as in Fig. 2). Note that at  $\sqrt{s_{NN}} = 39 \text{ GeV}$  all curves coincide.

**Fig. 8.** Mass (upper figure) and energy (lower figure) dependence of  $\alpha$  for Drell-Yan pair production in gold-gold collisions for GRV HO and MRS-A structure functions and using extrapolated and frozen at  $x = 10^{-3}$  ratios of sea quark distributions (with the same conventions as in Fig. 2).

**Fig. 9.** Feynman- $x$  dependence of  $\alpha$  values for heavy lepton pair production in gold-gold collisions at  $\sqrt{s_{NN}} = 39 \text{ GeV}$  (upper curves in each figure) and  $1800 \text{ GeV}$  (lower curves in each figure) and different masses for GRV HO and MSR-A structure functions and using extrapolated and frozen at  $x = 10^{-3}$  ratios of sea quark distributions (with

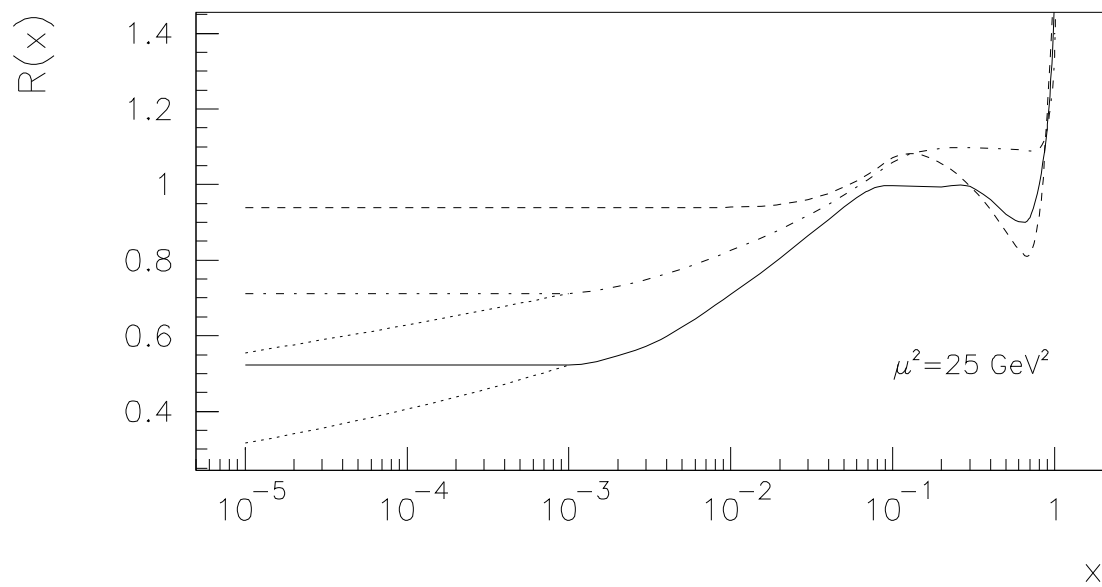
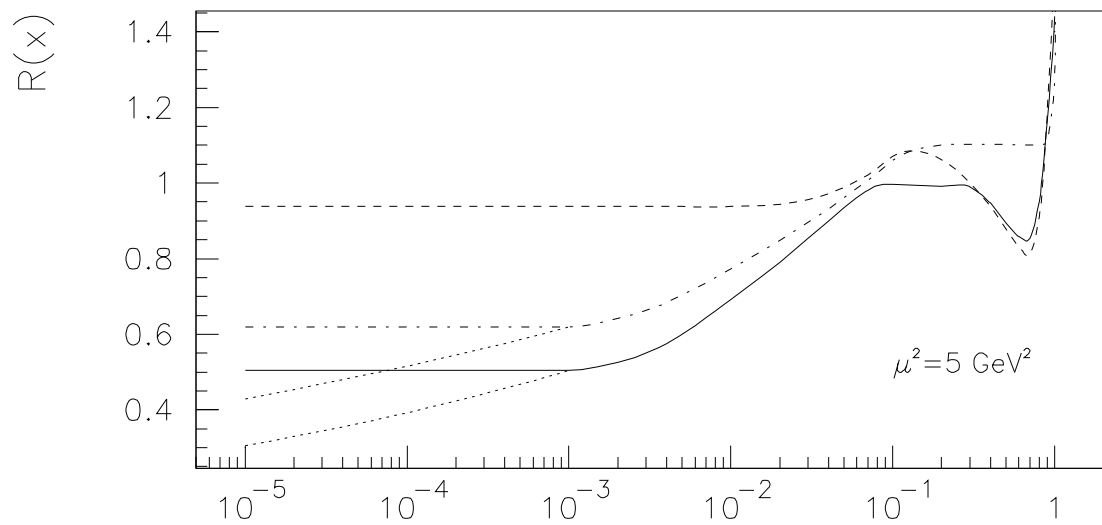


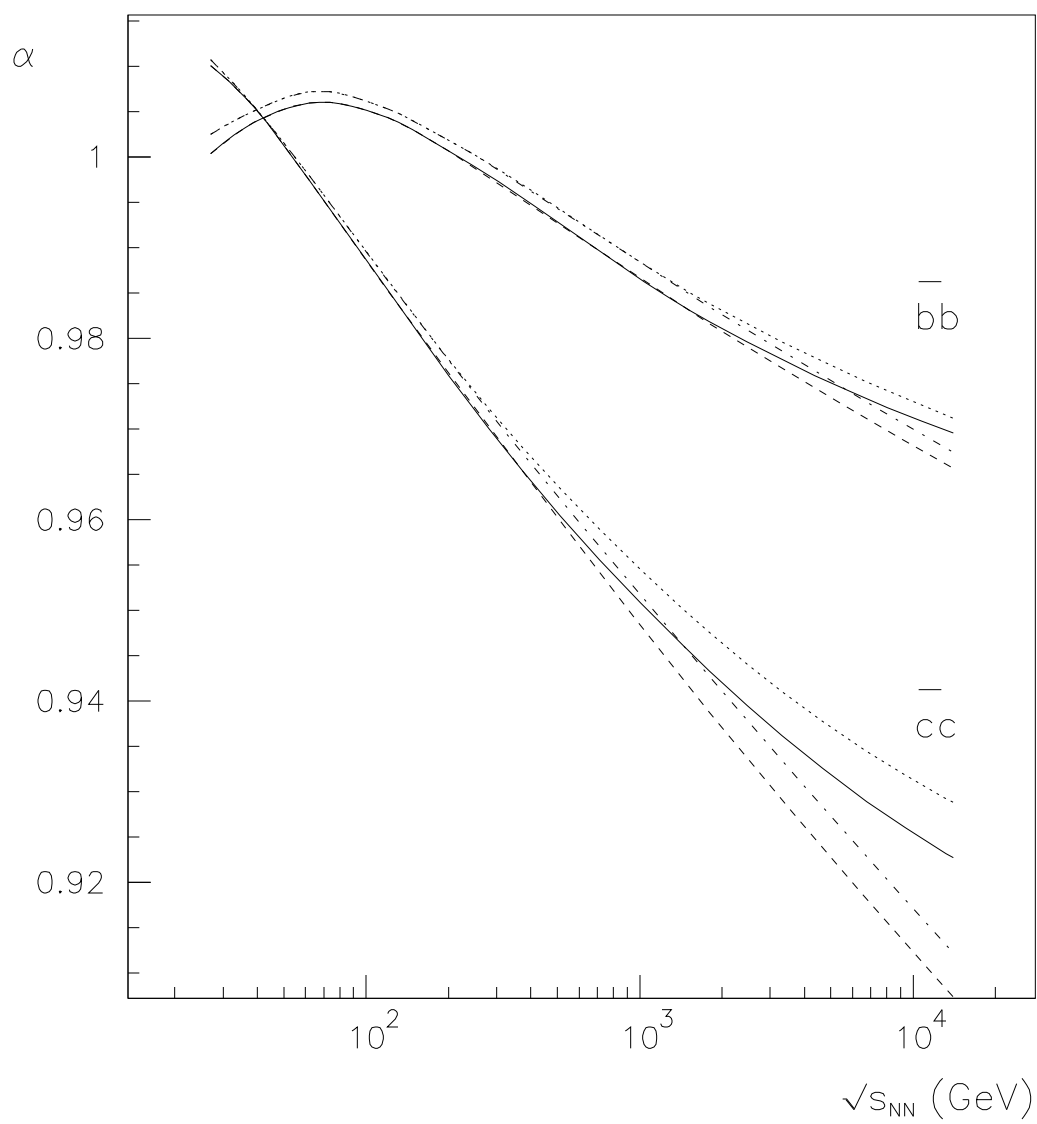
the same conventions as in Fig. 2). Note that at  $\sqrt{s_{NN}} = 39$  GeV all curves coincide.

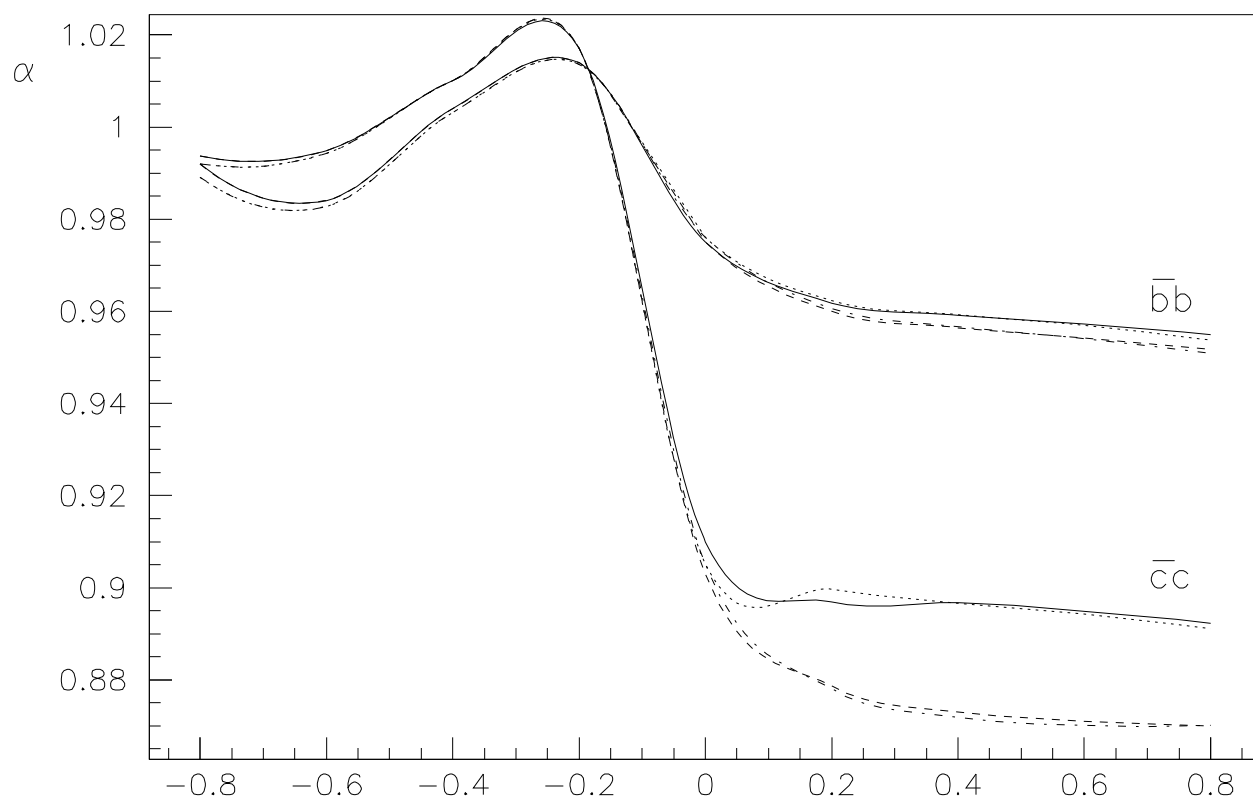
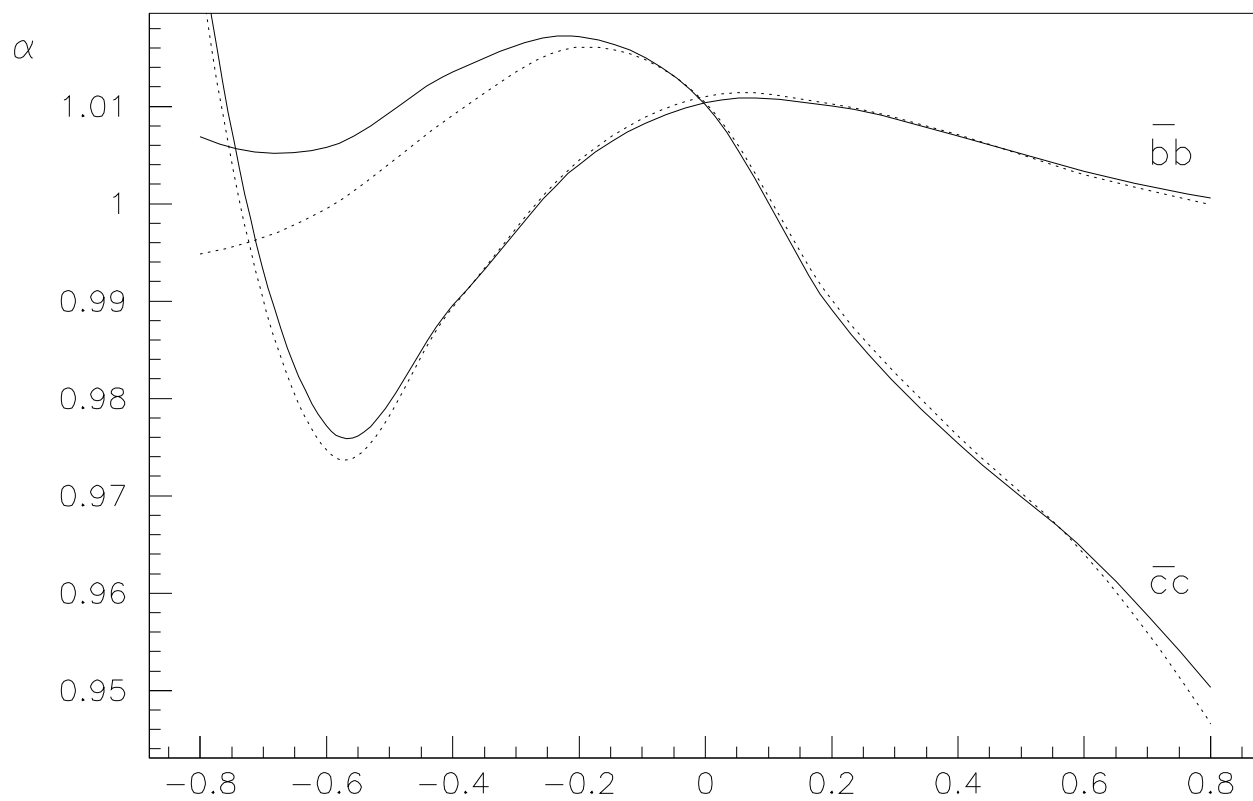
## References

- [1] G.A.Alves et al. Phys. Rev. Lett. 70 (1993) 722.
- [2] E789 Coll., M.J.Leitch et al. Phys. Rev. Lett. 72 (1994) 2542.
- [3] E.M. Coll., J.J.Aubert al. Phys. Lett. B123 (1983) 275
- [4] A.Bodek et al. Phys. Rev. Lett. 50 (1983) 1431; 51 (1983) 534.
- [5] R.G.Arnold et al. Phys. Rev. Lett. 52 (1984) 727.
- [6] BCDMS Coll., G.Bari et al. Phys. Lett. B163 (1985) 282.
- [7] EM Coll., J.Ashman et al. Phys. Lett. B202 (1988) 603; M.Arneodo et al. Phys. Lett. B211 (1988) 493.
- [8] EM Coll., M.Arneodo et al. Nucl. Phys. B333 (1990) 1.
- [9] NM Coll., P.Amaudruz et al. Z. Phys. C51 (1991) 387.
- [10] K.J.Eskola. Nucl. Phys. B400 (1994) 240.
- [11] N.Armesto, C.Pajares, C.A.Salgado and Yu.M.Shabelski. Phys. Lett. B366 (1996) 276.
- [12] A.D.Martin, R.G.Roberts and W.J.Stirling. Phys. Rev. D37 (1988) 1161.
- [13] J.G.Morfin and W.-K.Tung. Z. Phys. C52 (1991) 13.
- [14] M.Gluck, E.Reya and A.Vogt. Z. Phys. C53 (1992) 127.
- [15] PDFLIB: *Nucleon, Pion and Photon Parton Density Functions and  $\alpha_s$  Calculations*, version 6.06. H.Plochow-Besch, CERN-PPE (1995).
- [16] A.D.Martin, R.G.Roberts and W.J.Stirling. Phys. Rev. D50 (1994) 6734.
- [17] P.Nason, S.Dawson and R.K.Ellis. Nucl. Phys. B303 (1988) 607.
- [18] W.Furmanski and R.Petronzio. Z. Phys. C11 (1982) 293.
- [19] I.Sarcevic and P.Valerio. Phys. Lett. B338 (1994) 426.
- [20] M.B.Gay Ducati, A.L.Ayala and E.M.Levin. Preprint CBPF-NF-010/95, hep-ph/9506349 (1995).
- [21] B.Müller and X.-N.Wang. Phys. Rev. Lett. 68 (1992) 2437.

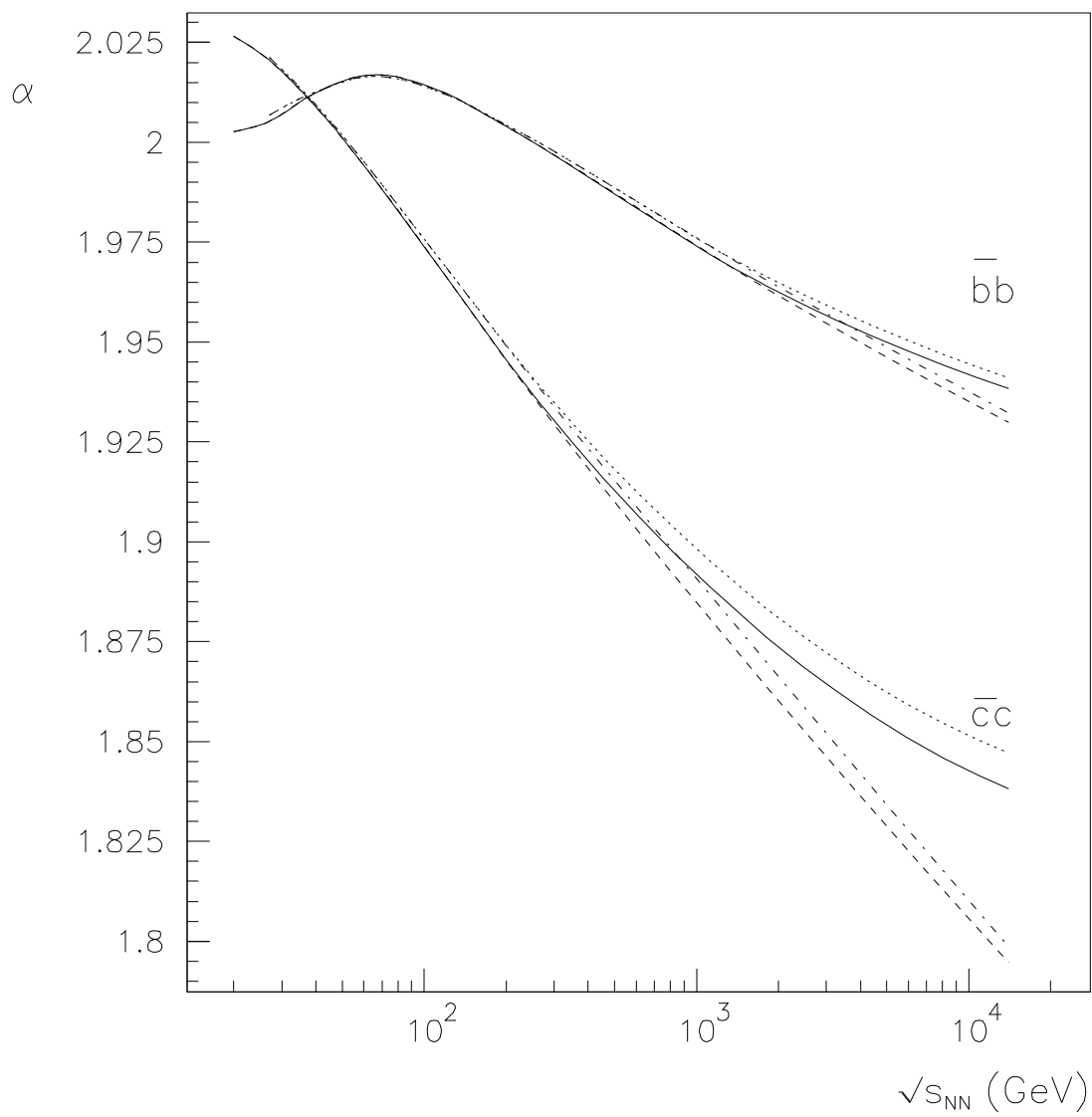
- [22] S.Gavin, P.L.McGaughey, P.V.Ruuskanen and R.Vogt. Preprint LBL-37981, hep-ph/9604369 (1996).
- [23] L.V.Gribov, E.M.Levin and M.G.Ryskin. Phys. Rep. 100 (1983) 1.

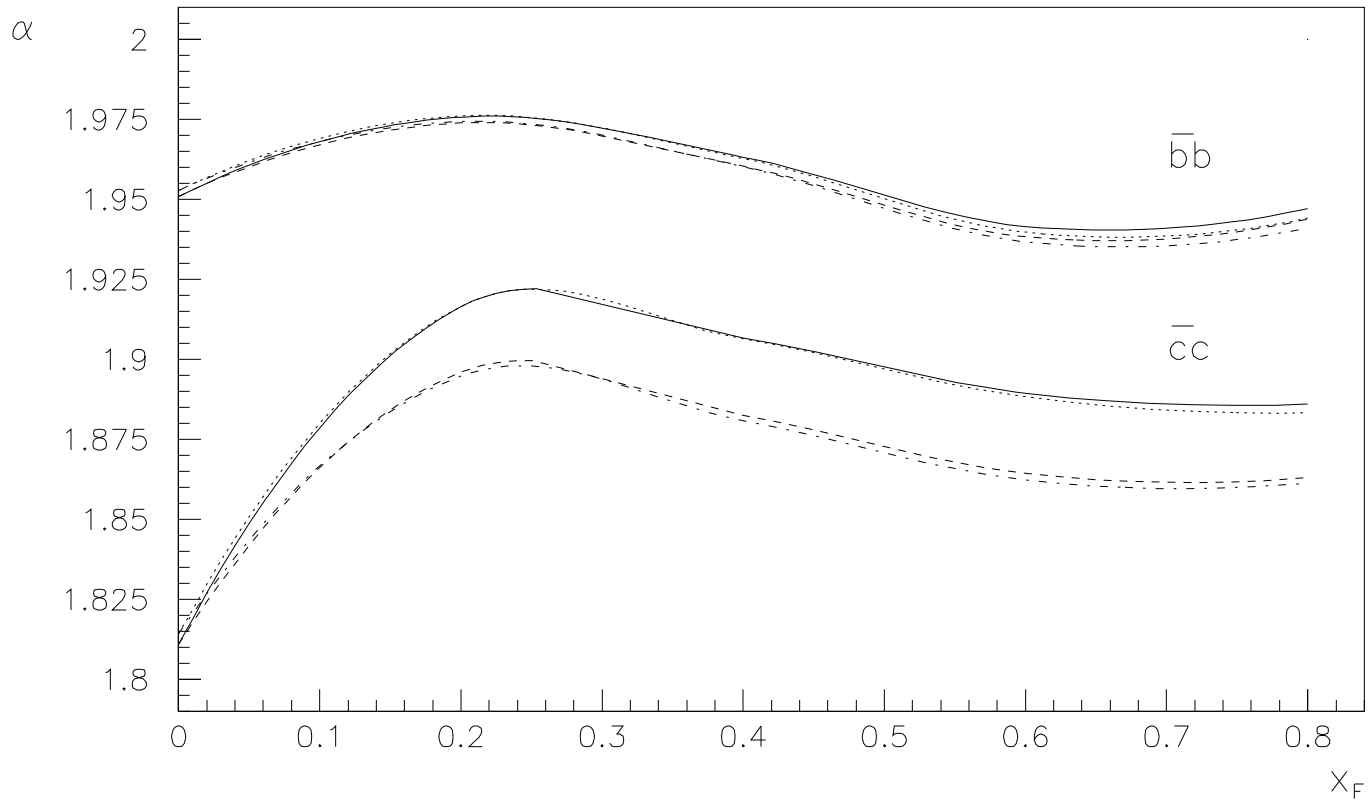
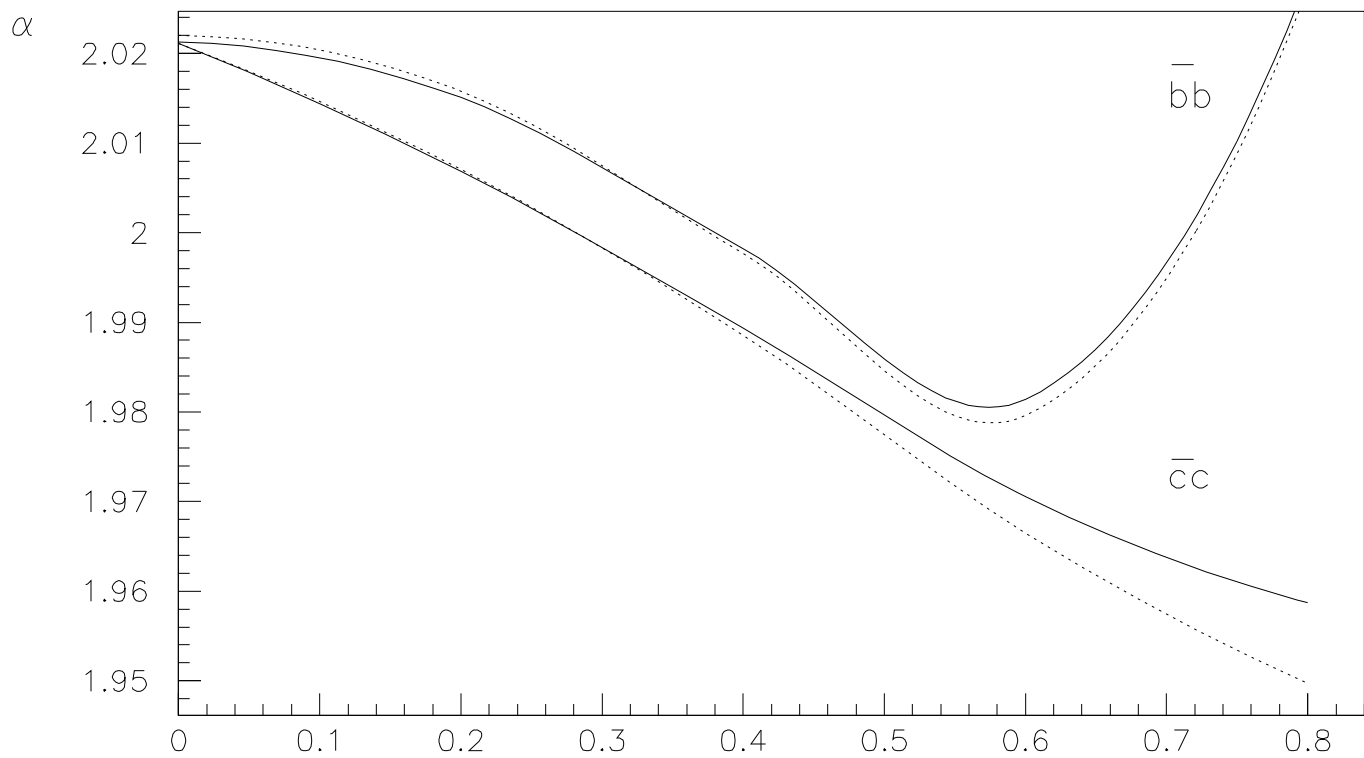




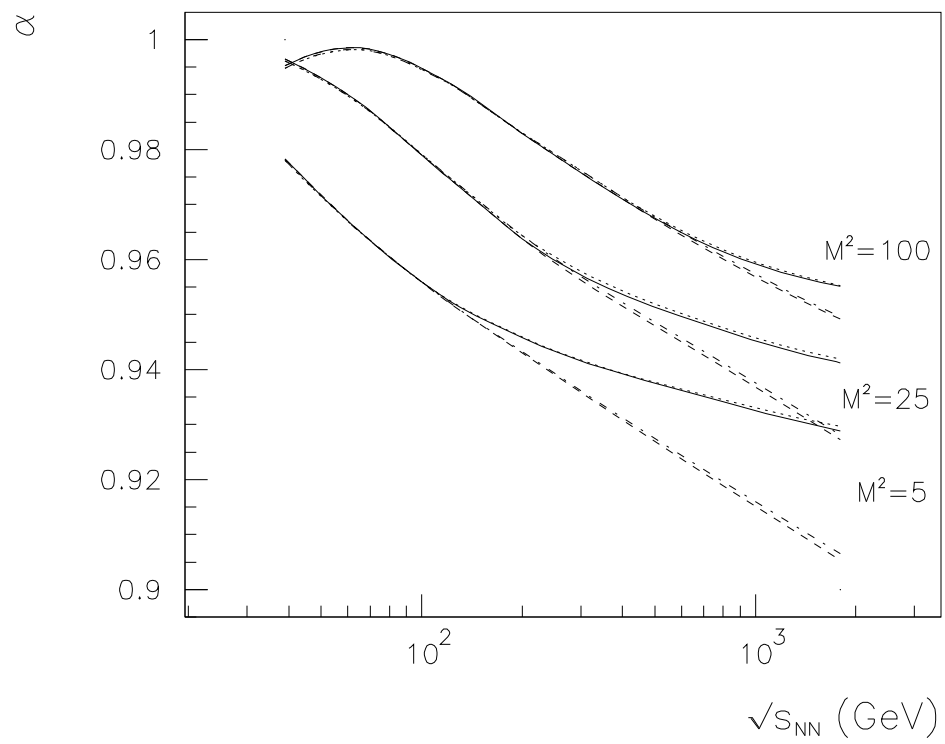
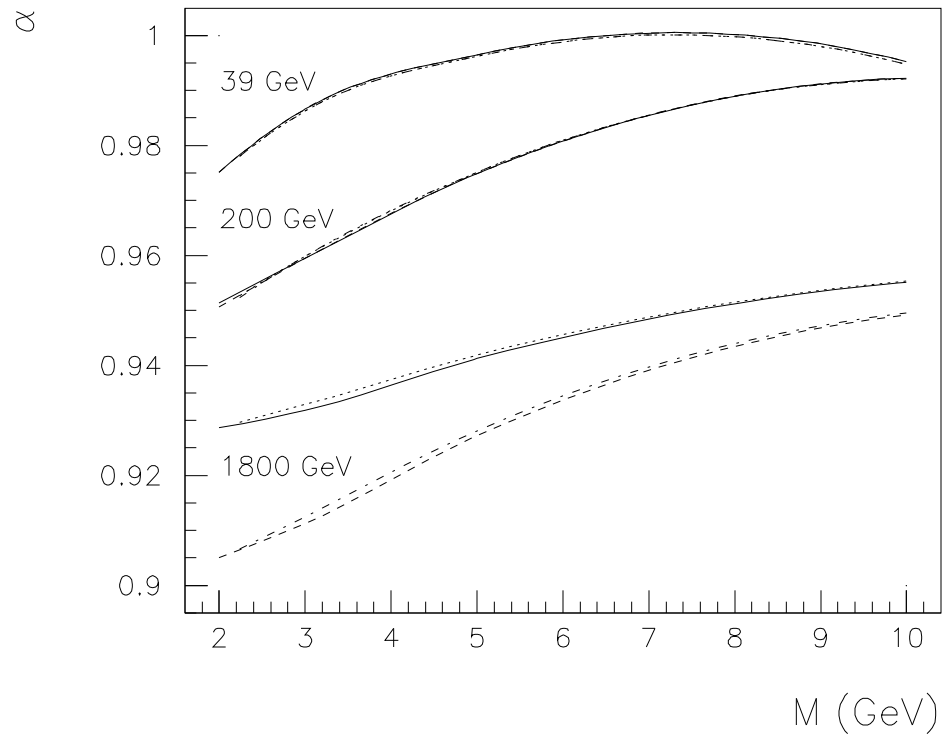


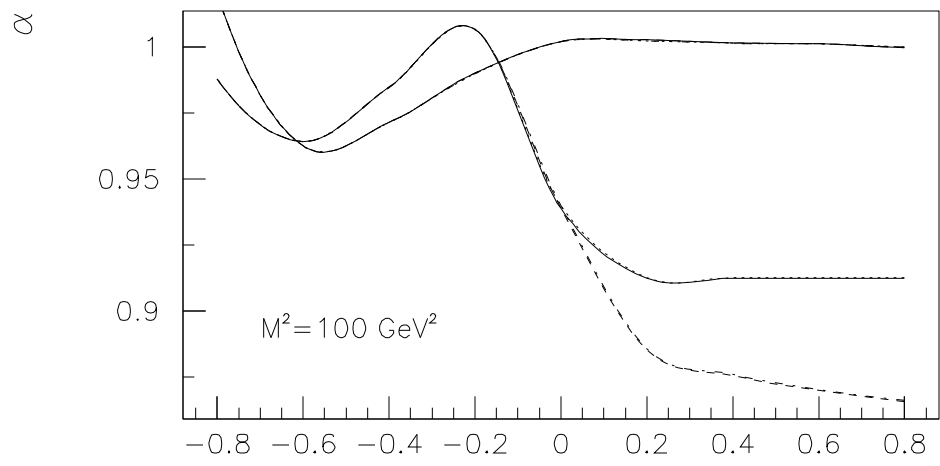
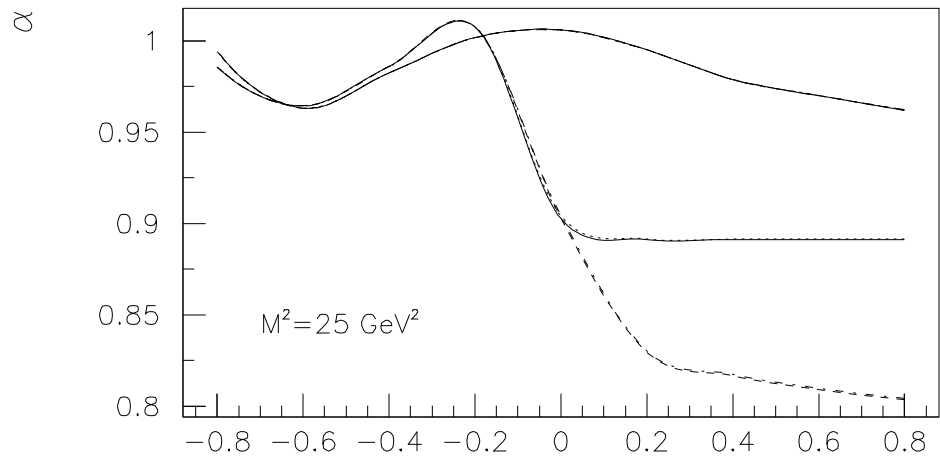
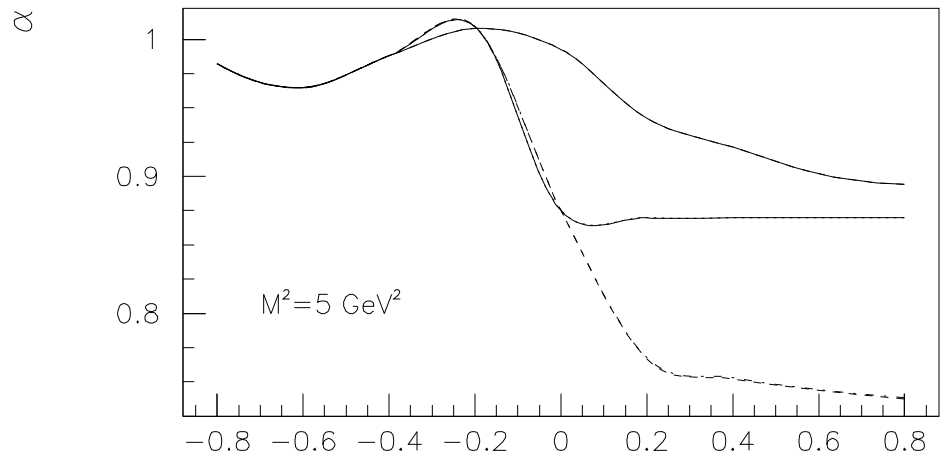
$X_F$



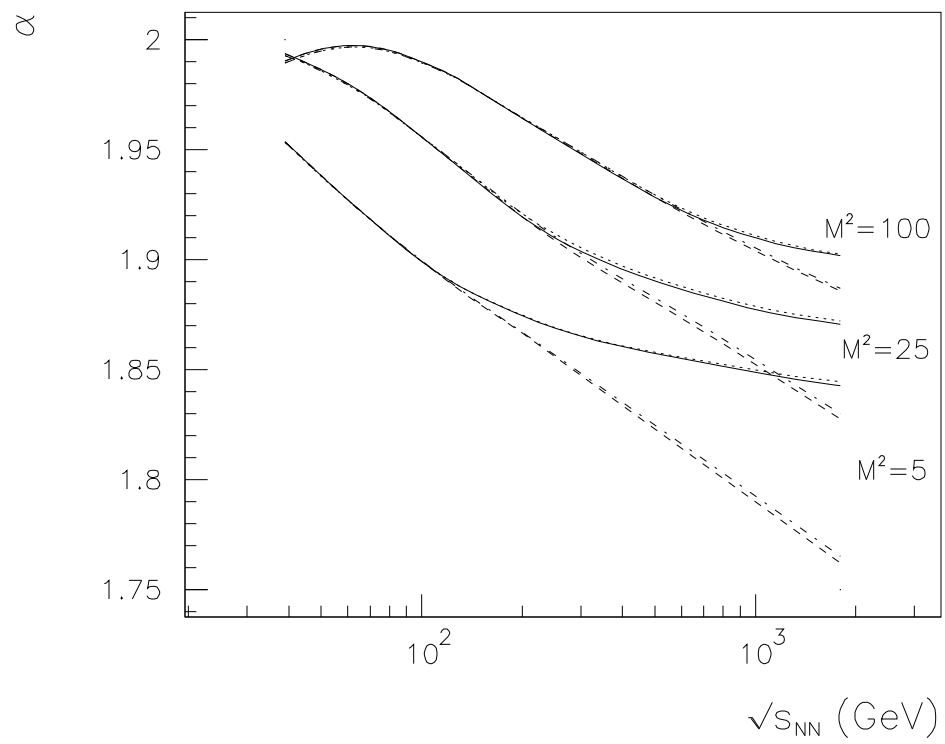
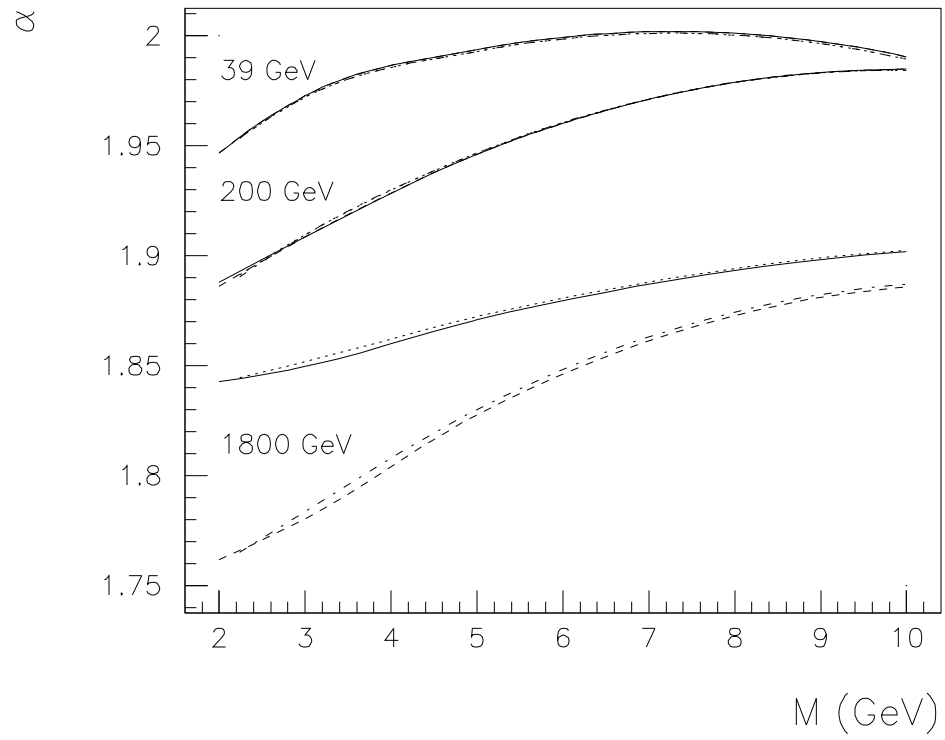


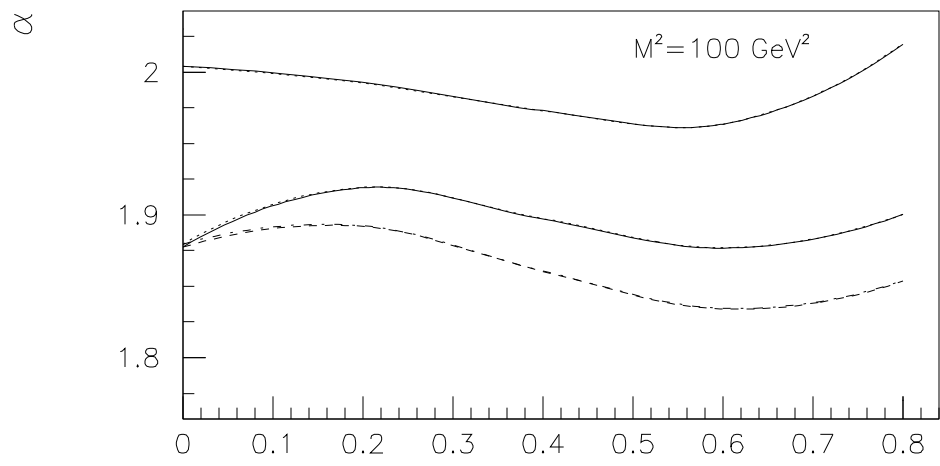
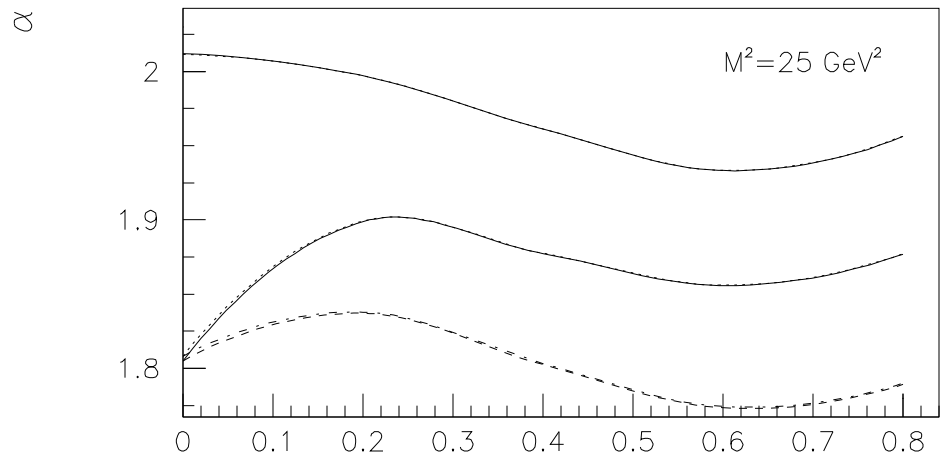
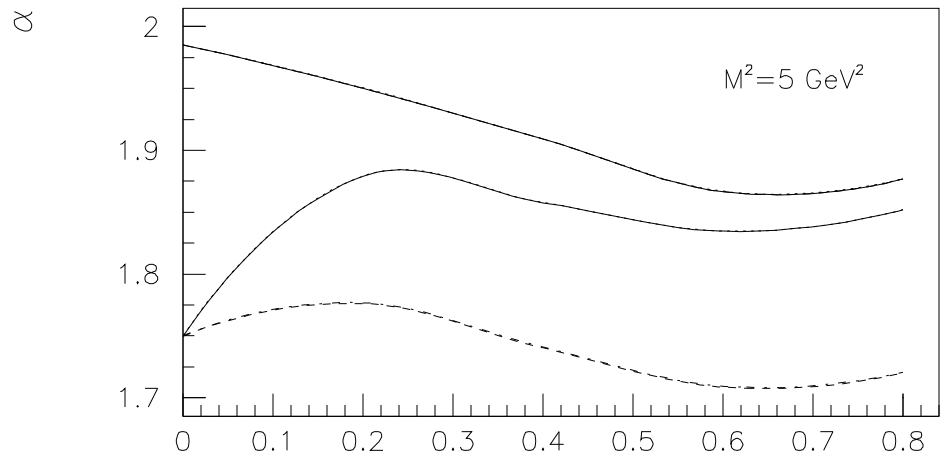






$X_F$





$X_F$