

# HAS THE SUBSTRUCTURE OF QUARKS BEEN FOUND BY THE CDF EXPERIMENT?

Keiichi Akama

*Department of Physics, Saitama Medical College, Kawakado, Moroyama, Saitama 350-04, Japan*

Hidezumi Terazawa

*Institute for Nuclear Study, University of Tokyo, Midori-cho, Tanashi, Tokyo 188, Japan*

The significant excess recently found by the CDF Collaboration in the inclusive jet cross section for jet transverse energies  $E_T \geq 200$  GeV over current QCD predictions can be explained either by possible production of excited bosons (excited gluons, weak bosons, Higgs scalars, etc.) or by that of excited quarks. The masses of the excited boson and the excited quark are estimated to be around 1600 GeV and 500 GeV, respectively.

12.50.-d, 12.50.Ch, 12.50.Fk, 13.85.-t, 13.87.-a

The CDF Collaboration at the Fermilab Tevatron collider [1] has reported their data on the inclusive jet cross section for jet transverse energies,  $E_T$ , from 15 to 440 GeV, in the pseudorapidity region,  $0.1 \leq |\eta| \leq 0.7$ , with the significant excess over current predictions based on perturbative QCD calculations for  $E_T \geq 200$  GeV, which may indicate the presence of quark substructure at the compositeness energy scale,  $\Lambda_C$ , of the order of 1.6 TeV. It can be taken as an exciting and already intriguing historical discovery of the substructure of quarks (and leptons), which has been long predicted, or as the first evidence for the composite models of quarks (and leptons), which has been long proposed since the middle of 1970's [2–4]. Note that such relatively low energy scale for  $\Lambda_C$  of the order of 1 TeV has recently been anticipated rather theoretically [5] or by precise comparison between currently available experimental data and calculations in the composite models of quarks (and leptons) [6]. However, the CDF experimental observation may certainly be taken as a more direct evidence for the substructure of quarks. The purpose of this letter is to explain the observed excess either by possible production of excited bosons (excited gluons, weak bosons, Higgs scalars, etc.) or by that of excited quarks and to estimate the masses of the excited boson and the excited quark to be around 1600 GeV and 500 GeV, respectively.

An important motivation for composite models of quarks and leptons is to explain the repetition of generation structure in the quark and lepton spectrum. The repetition of isodoublets of quarks and leptons suggests the possible existence of an isodoublet of subquarks,  $w_i (i = 1, 2)$  (called “wakems” standing for weak electromagnetic), while the repetition of color-quartets of quarks and leptons does that of a color-quartet of subquarks,  $C_\alpha (\alpha = 0, 1, 2, 3)$  (called “chroms” standing for colors) [2]. In the minimal composite model [3], which consists of an isodoublet of spinor (scalar)  $w_i$ 's with the charges  $+1/2$  and  $-1/2$  for  $w_1$  and  $w_2$  and a color-quartet of scalar (spinor)  $C_\alpha$ 's with the charges  $-1/2$  and  $+1/6$  for  $C_0$  and  $C_{1,2,3}$ , respectively, all the fundamental fermions, quarks ( $q$ 's) and leptons ( $l$ 's), can be taken as composites of two subquarks,  $w_i$  and  $C_\alpha$ , while all the fundamental bosons, the weak bosons ( $W^\pm$  and  $Z$ ), the gluons ( $G^a, a = 1, 2, \dots, 8$ ), the Higgs scalars ( $\phi^\pm, \phi^0$ ) [and even the photon ( $\gamma$ )], as those of a subquark and an antishubquark such as  $w_i$  and  $\bar{w}_j$  or  $C_\alpha$  and  $\bar{C}_\beta$ . However, in our original spinor subquark model [2], consisting of an isodoublet of spinor  $w_i$ 's, a color-quartet of spinor  $C_\alpha$ 's, and a  $N$ -plet of spinor  $h_g$ 's ( $g = 1, 2, 3, \dots, N$ ), where  $N (\geq 3)$  is the total number of generations, all the fundamental fermions can be taken as composites of three subquarks,  $w_i$ ,  $C_\alpha$ , and  $h_g$ , while all the fundamental bosons as those of a subquark and an antishubquark such as  $w_i$  and  $\bar{w}_j$ ,  $C_\alpha$  and  $\bar{C}_\beta$ , or  $h_g$  and  $\bar{h}_h$ . In either one of these models, we can expect that there may appear not only exotic states and excited states of the fundamental fermions but also those of the fundamental bosons [7]. Their expected properties and various effects have been studied extensively in Ref. [8]. In what follows, we shall discuss the results of our investigation on the leading-order effects of such excited quarks and bosons to the inclusive jet production cross section for  $p\bar{p}$  scattering of  $p\bar{p} \rightarrow \text{jet} + \text{anything}$ .

Let us first consider excited bosons or bosonic composites in more general. Let us denote the vector and color-octet, vector and color-singlet, scalar and color-octet, and scalar and color-singlet bosonic composites by  $V_\mu^a, V_\mu, S^a$ , and  $S$ , respectively. Then, the dimensionless couplings between these bosonic composites and quarks are given by the following interaction Lagrangian:

$$\begin{aligned} L_{\text{int}} = & g_{V8} \bar{q} \frac{1}{2} \lambda_a \not{V}^a (\eta_{L8} \gamma_L + \eta_{R8} \gamma_R) q + g_{S8} \bar{q} \frac{1}{2} \lambda_a S^a q \\ & + g_{V1} \bar{q} \frac{1}{2} \lambda_0 \not{V} (\eta_{L1} \gamma_L + \eta_{R1} \gamma_R) q + g_{S1} \bar{q} \frac{1}{2} \lambda_0 S q \end{aligned} \quad (1)$$

where  $g_{V8}, g_{S8}, g_{V1}, g_{S1}$  are coupling constants,  $\lambda_a$  ( $a = 1, 2, \dots, 8$ ) are the Gell-Mann matrices for color SU(3),  $\lambda_0$  is the  $\sqrt{2/3}$  times  $3 \times 3$  unit matrix, and  $(\eta_{L8}, \eta_{R8})$  or  $(\eta_{L1}, \eta_{R1}) = (1, 1), (1, -1), (1, 0)$ , and  $(0, 1)$  for the vector, axial vector, left-handed, and right-handed couplings, respectively.  $V_\mu^a$  and  $V_\mu$  are hermitian fields while  $S^a$  and  $S$  are in general complex. These interactions respect the chiral symmetry of quarks. Note that the dimensionless coupling between gluons,  $G^a$ , and  $V^a$  must have a form of  $G_{\mu\nu}^a (D_\mu V_\nu^a - D_\nu V_\mu^a)$  and, therefore, have no physical effect since it can be absorbed into the kinetic term of  $(G_{\mu\nu}^a)^2$  after diagonalizing of  $G^a$  and  $V^a$ . Also note that there exist no dimensionless couplings of  $G^a$  and  $V$ ,  $G^a$  and  $S^a$ , or  $G^a$  and  $S$ . Therefore, these bosonic composites contribute to  $p\bar{p}$  scatterings only through  $q\bar{q} \rightarrow q\bar{q}$  scatterings and their crossed channels.

Let  $(s, t, u)$  and  $z$  be the Mandelstam variables for the elementary process of  $q\bar{q} \rightarrow q\bar{q}$  scattering and  $\cos\theta$  with the scattering angle  $\theta$  in the center-of-mass system. Then, the differential cross section for the scattering is given by

$$\frac{d\sigma}{dz} = \frac{1}{36} \cdot \frac{1}{32\pi s} [A_L(s, t, u) + A_R(s, t, u) + 2B(s, t, u) + 2B(t, s, u)] \quad (2)$$

where

$$\begin{aligned} A_L(s, t, u) = 4u^2 \Big\{ & 2 |V_8^{LL}(s)|^2 + 2 |V_8^{LL}(t)|^2 + 9 |V_1^{LL}(s)|^2 + 9 |V_1^{LL}(t)|^2 \\ & + 2\text{Re} \left[ -\frac{2}{3} V_8^{LL}(s)^* V_8^{LL}(t) + 4V_8^{LL}(s)^* V_1^{LL}(t) \right. \\ & \left. + 4V_1^{LL}(s)^* V_8^{LL}(t) + 3V_1^{LL}(s)^* V_1^{LL}(t) \right] \Big\} \end{aligned} \quad (3)$$

$$A_R(s, t, u) = A_L(s, t, u) |_{(L \rightarrow R)} \quad (4)$$

$$\begin{aligned} B(s, t, u) = t^2 \Big\{ & 4[2 |V_8^{LR}(s)|^2 + 9 |V_1^{LR}(s)|^2] + t^2[2 |S_8(t)|^2 + 9 |S_1(t)|^2] \\ & - 4\text{Re} \left[ -\frac{2}{3} V_8^{LR}(s)^* S_8(t) + 4V_8^{LR}(s)^* S_1(t) \right. \\ & \left. + 4V_1^{LR}(s)^* S_8(t) + 3V_1^{LR}(s)^* S_1(t) \right] \Big\} \end{aligned} \quad (5)$$

with the propagators

$$V_1^{XY}(s) = \begin{cases} \frac{e^2}{s} + \frac{g_{ZX}g_{ZY}}{s - M_Z^2 + iM_Z\Gamma_Z} + \frac{g_{V1}^2\eta_{X1}\eta_{Y1}}{s - M_{V1}^2 + iM_{V1}\Gamma_{V1}}, & (X, Y = L, R) \\ \frac{g_W g'_W}{s - M_W^2 + iM_W\Gamma_W}, & (X, Y = L) \end{cases} \quad (6)$$

$$V_8^{XY}(s) = \frac{g^2}{s} + \frac{g_{V8}^2\eta_{X1}\eta_{Y1}}{s - M_{V8}^2 + iM_{V8}\Gamma_{V8}}, \quad (X, Y = L, R) \quad (7)$$

$$S_1(s) = \frac{g_{S1}^2}{s - M_{S1}^2 + iM_{S1}\Gamma_{S1}} \quad (8)$$

$$S_8(s) = \frac{g_{S8}^2}{s - M_{S8}^2 + iM_{S8}\Gamma_{S8}}. \quad (9)$$

Here,  $e$  is the electromagnetic coupling constant,  $g$  is the QCD coupling constant,  $g_{ZL}$  and  $g_{ZR}$  are the left- and right-handed coupling constants of  $Z$  boson,  $g_W$  is the weak gauge coupling constant times the relevant CKM matrix element,  $M_P$  is the mass of particle  $P$ , and  $\Gamma_P$  is the decay width. If the decay of  $P$  is dominated by the two body decay due to the interactions given in Eq. (1), the decay width of  $P$  is given by

$$\Gamma_{V8} = \Gamma_{V1} = \frac{M_V}{48\pi} \sum g_V^2 \sqrt{1 - \frac{4m^2}{M_V^2}} \left[ \left(1 - \frac{m^2}{M_V^2}\right) (\eta_L^2 + \eta_R^2) + \frac{6m^2}{M_V^2} \eta_L \eta_R \right], \quad (10)$$

$$\Gamma_{S8} = \Gamma_{S1} = \frac{M_S}{48\pi} \sum g_S^2 \sqrt{1 - \frac{4m^2}{M_S^2}} \left(1 - \frac{2m^2}{M_S^2}\right), \quad (11)$$

where  $\sum$  denotes the summation over flavors of final quarks and  $m$ 's are the final quark masses, all of which but the top quark mass can be practically neglected.

Let us next consider excited quarks (of spin 1/2 for simplicity), which are denoted by  $Q$ 's. Then, the interaction of  $Q$  with quarks ( $q$ ) and gluons ( $G_\mu^a$ ) is given by

$$L_{int} = -\frac{f}{2M_Q} \left[ \overline{Q} \frac{1}{2} \lambda^a \sigma^{\mu\nu} G_{\mu\nu}^a q_L + \overline{q_L} \frac{1}{2} \lambda^a \sigma^{\mu\nu} G_{\mu\nu}^a Q + (L \leftrightarrow R) \right] \quad (12)$$

where  $f$  is a coupling constant and  $M_Q$  is the excited quark mass. Note that an excited quark coupling with  $q_L$  and another excited quark coupling with  $q_R$  must be different from one another if the chiral symmetry of quarks is preserved. If this is the case, the differential cross section for the scattering of  $q\overline{q} \rightarrow GG$  is given by

$$\begin{aligned} \frac{d\sigma}{dz} = \frac{1}{27\pi s} & \left[ g^4 (t^2 + u^2) \left( \frac{1}{tu} - \frac{9}{4s^2} \right) \right. \\ & + \frac{g^2 f^2}{4M_Q^2} \text{Re} \left( \frac{t^2}{t - M_Q^2 + iM_Q \Gamma_Q} + (t \leftrightarrow u) \right) \\ & \left. + \frac{f^4 ut}{M_Q^4} \left( \left| \frac{t}{t - M_Q^2 + iM_Q \Gamma_Q} \right|^2 + (t \leftrightarrow u) \right) \right]. \end{aligned} \quad (13)$$

If the decay of  $Q$  is dominated by the interactions given in Eq. (12), the decay width of  $Q$  is given by

$$\Gamma_Q = \frac{f^2}{6\pi} M_Q \left( 1 - \frac{m^2}{M_Q^2} \right), \quad (14)$$

where  $m$  is the final quark mass, any one of which except the top quark mass can be practically neglected. Note that if an excited quark coupling with  $q_L$  and another excited quark coupling with  $q_R$  are not discriminated against one another, which leads to breaking of the chiral symmetry of quarks, the above differential cross section would need an additional term,

$$\begin{aligned} \frac{1}{27\pi s} \frac{f^4 ut}{M_Q^4} & \left[ \left| \frac{t}{t - M_Q^2 + iM_Q \Gamma_Q} \right|^2 + (t \leftrightarrow u) \right. \\ & \left. - \frac{4}{3} \text{Re} \left( \frac{tu}{(t - M_Q^2 + iM_Q \Gamma_Q)^*(u - M_Q^2 + iM_Q \Gamma_Q)} \right) \right] \end{aligned} \quad (15)$$

In this case, the decay width of  $Q$  would also be changed to be twice as much as given in Eq. (14). Note also that the differential cross sections for the crossed channels can easily be obtained by exchanging  $(s, t, u)$  appropriately and by rewriting the statistical factors due to the different spins and colors of initial (and final) quarks (or gluons).

The differential cross sections for  $p\overline{p}$  scatterings can be written in terms of these differential cross sections for the elementary process and the parton distribution functions  $F_A(x)$  ( $A$  = parton species) as

$$d\sigma(p\overline{p}) = \sum_{AB} F_A(x_1) F_B(x_2) dx_1 dx_2 d\sigma(A\overline{B}). \quad (16)$$

By using this and the parton distribution functions of Glück-Reya-Vogt [9], we evaluate the single jet  $p_T$  inclusive distribution, dijet invariant mass distribution, and dijet angular distribution. For the elementary processes, we take  $2 \rightarrow 2$  processes of quarks, antiquarks, and gluons. Also, we assume that either one of  $u, d, s, c, b$  quarks or gluons in the final states is to be observed as a jet. Although the authors of Ref. [1] have found the excess at high  $p_T$  in comparison of their data with the next-to-leading order calculations, we have restricted ourselves to the leading order contribution from composite models. Since higher order corrections are supposed to contribute almost equally both

in the standard model calculations and in the composite model ones, the ratio of the composite model calculation to the standard model one may not be so much affected by higher order corrections and may be enough meaningful even if both of the calculations are only in the leading order.

For the single jet  $E_T$  inclusive distribution, we take the same average over the pseudorapidity range of  $0.1 \leq |\eta| \leq 0.7$  as the CDF experiment [1]. Figure 1 shows our comparison between the ratio of the composite model calculation  $E_T$  distribution for the typical resonance assumed to the corresponding standard model one and the CDF experimental result for the ratio of the  $E_T$  distribution to the next-to-leading order calculation in the standard model. Figure 2 shows our result for the allowed region (90% confidence level) of the resonance mass  $M_r$  and coupling constant  $\alpha_r (\equiv g_r^2/4\pi)$ , obtained from the detailed chi-square analysis of such comparison. The Fig. 2(a) indicates that the excited bosons with  $\alpha_r > 0.1$  and  $M_r > 1000$  GeV are allowed.

On the other hand, there is no allowed region for a single excited quark, as far as the two-jet decay mode given by Eq. (14) dominates the decay. This is because the decay width is too narrow to fit the rather gentle slope of the observed data in Fig. 1. The width, however, can be broadened due to (i) other decay modes such as multi-jet or semi-jet processes, (ii) coexistence of several resonances, or (iii) limited resolution for the jet energy and momentum measurement. Thus we assume the width is broadened by a factor of  $r$  ( $> 1$ ). In Fig. 2.(b), we show the allowed region in the  $M_r - \alpha_r$  plane of the excited quarks for  $r = 2$  and 3. It is restricted in the low-mass region  $400 \text{ GeV} < M_r < 900 \text{ GeV}$  and  $0.03 < \alpha_r < 0.8$ .

On the contrary, the excited bosons have only a high-mass solution with  $M_r > 1 \text{ TeV}$ . The origin of this difference can be understood as follows: The excited bosons are produced in the quark-anti-quark parton channels which are dominant for the large  $E_T$  jet processes. The excited boson resonance appears as a dominant peak in a suppressed background, and the tail of the high mass resonance well fits the gentle increase of the experimental values as illustrated in Fig. 1. On the other hand, the excited quarks are produced in the rather minor quark-gluon channels, and appear as small peaks in a large background. The peaks broadened by some origin well fit the experimental results.

In order to compare the composite model with the experimental data in more detail, we must investigate the dijet invariant mass distribution and dijet angular distribution. Figure 3 shows the ratio of the dijet invariant mass distribution predicted in the composite model to that in the standard model, which clearly indicates the excess at large invariant masses as in the large  $p_T$  distribution. Figure 4 shows the predicted dijet angular distribution as a function of  $\chi \equiv (1 + \cos\theta)/(1 - \cos\theta)$  (normalized by the average over the region of  $1 \leq \chi \leq 5$ ). In the standard model, the distribution would not decrease at large  $\chi$  since it has a peak at the forward directions due to exchange of light quarks and massless gluons. On the contrary, in the composite model, the distribution is dominated toward small  $\chi$  since contributions from the resonance have no peaks at the forward directions.

Figure 5 shows the ratio of the number of the expected events for  $\chi < 2.5$  to that for  $\chi > 2.5$  as a function of the dijet invariant mass. The Figure indicates that the ratio must increase rapidly as the dijet invariant mass goes up if there exists any resonance at all. This would give a strong discrimination of the possible substructure of quarks against the standard model.

To sum up, we have shown in this letter that the significant excess found by the CDF Collaboration can be explained either by possible production of excited bosons whose masses are around 1600 GeV or by that of excited quarks whose masses are around 500 GeV. The best candidate for produced new bosons is the excited color-octet gluon ( $G^*$ ) consisting of  $C_i$  and  $\overline{C_j}$  ( $i, j = 1, 2, 3$ ) whose mass is around 1600 GeV and whose coupling constant ( $\alpha_{G^*}$ ) is larger than 0.1. If this is the case, the existence of such composites of  $C_i$  and  $\overline{C_j}$  naturally tempts us to anticipate also that of the “leptonic gluon” ( $G_\ell$ ) consisting of  $C_0$  and  $\overline{C_0}$  whose mass is of the same order ( $\sim 1 \text{ TeV}$ ) but also whose coupling constant ( $\alpha_{G_\ell}$ ) may not be larger than 0.1 [8]. The production of such leptonic gluons can be expected in the future  $e^+e^-$  NLC experiments. The second best candidate is the excited quark consisting of  $w_i$  ( $i = 1, 2$ ) and  $C_j$  ( $j = 1, 2, 3$ ) whose mass is around 500 GeV. The copious production of such excited quarks can be expected in the future  $p\overline{p}$  LHC experiments. In conclusion, we must mention that although we have assumed the excited quarks of spin 1/2 for simplicity, one can also assume those of spin 3/2, which has very recently been emphasized by Bander [10].

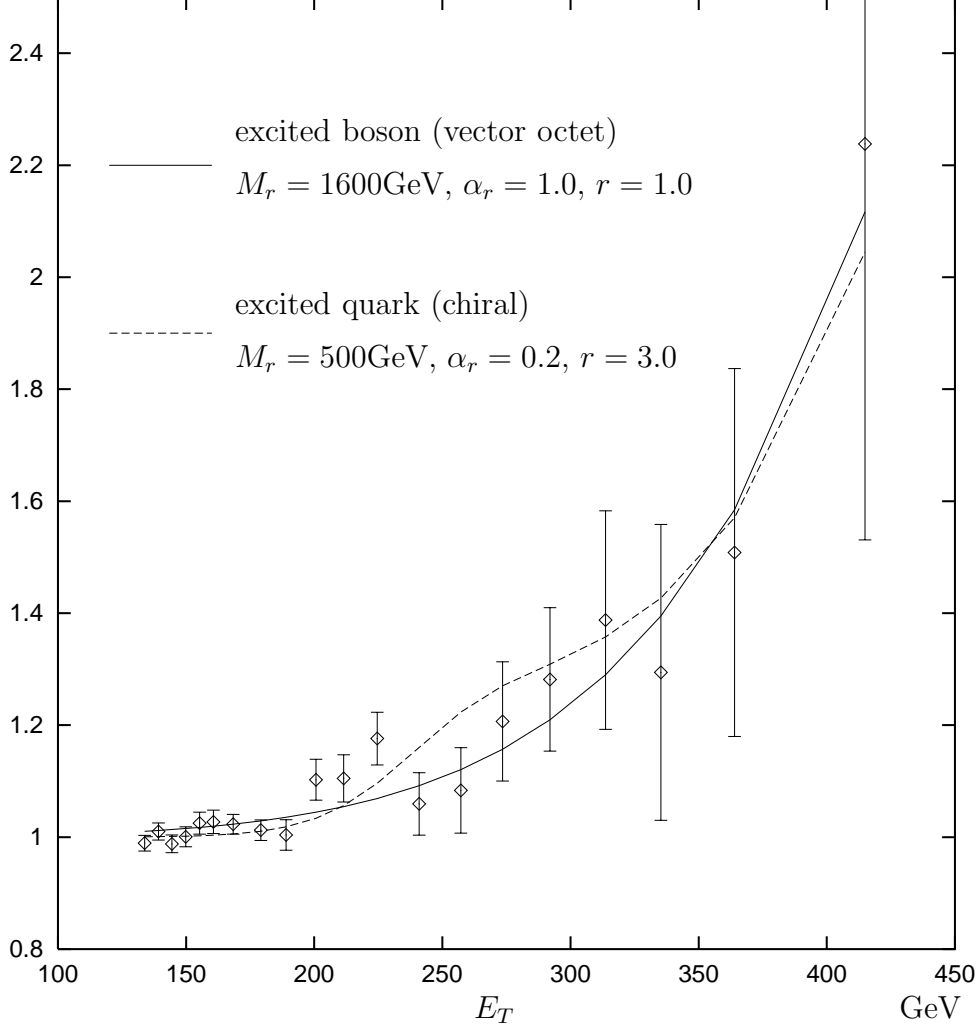
## ACKNOWLEDGEMENTS

The authors would like to thank Professor Kunitaka Kondo for giving them the valuable information on the CDF experiment and for sending them the manuscripts before publication. One of the authors (H.T.) also wishes to thank Professor Stanley J. Brodsky and all the other staff members, especially Professors James D. Bjorken and Michael Peskin, of Theoretical Physics Group at Stanford Linear Accelerator Center, Stanford University not only for their useful discussions on the substructure of quarks but also for their warm hospitalities extended to him during his visit in July, 1996 when this work was completed. The other author (K.A) also wishes to thank Professors Yuichi Chikashige and Tadashi Kon for useful discussions and communications.

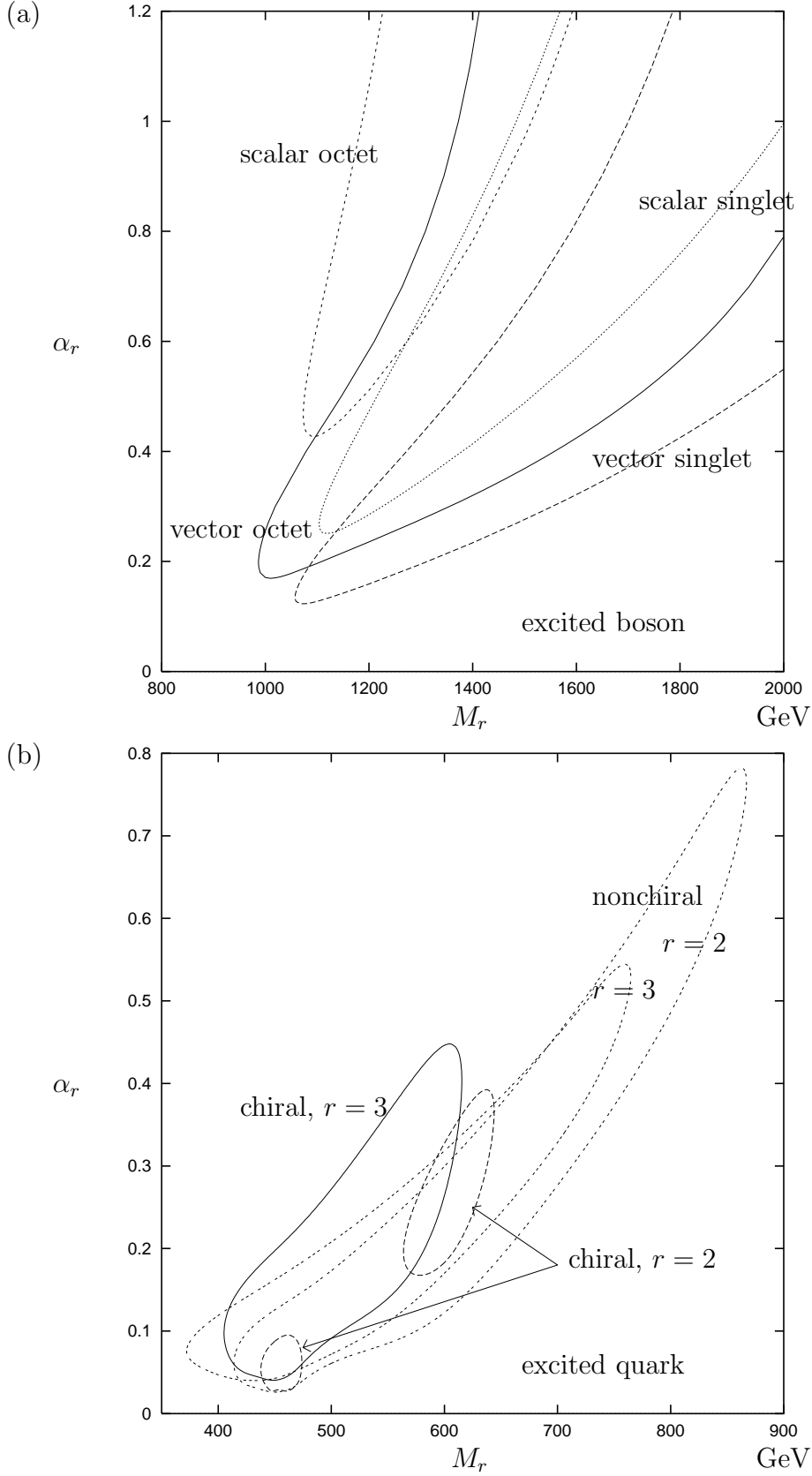
---

- [1] CDF Collaboration, F. Abe *et al.*, Phys. Rev. Lett. **77**, 438 (1996).
- [2] J.C. Pati and A. Salam, Phys. Rev. D**10**, 275 (1974); H. Terazawa, Y. Chikashige, and K. Akama, Phys. Rev. D**15**, 480 (1977); H. Terazawa, Phys. Rev. D**22**, 184 (1980).
- [3] For a review, see, for example, H. Terazawa, in *Proc. XXII International Conference on High Energy Physics*, Leipzig, 1984, edited by A. Meyer and E. Wieczorek (Akademie der Wissenschaften der DDR, Zeuthen, 1984), Vol. I, p. 63.
- [4] For a recent review, see, for example, H. Terazawa, in *Proc. of the Fourth International Conference on Squeezed States and Uncertainty Relations*, Taiyuan, Shanxi, China, 1995, edited by D. Han *et al.*, NASA Conference Publication **3322** (NASA Goddard Space Flight Center, Greenbelt, Maryland, 1996), p. 179.
- [5] See, for examples, H. Terazawa, Phys. Rev. Lett. **65**, 823 (1990); K. Akama, H. Terazawa, and M. Yasuè, Phys. Rev. Lett. **68**, 1826 (1992).
- [6] See, for example, K. Akama and H. Terazawa, Phys. Lett. **B321**, 145 (1994); Mod. Phys. Lett. **A9**, 3423 (1994); H. Terazawa, Institute for Nuclear Study, University of Tokyo, Tokyo, Report No. INS-Rep.-1131, Jan. 1996.
- [7] H. Terazawa, in Ref. [2].
- [8] K. Akama and T. Hattori, Phys. Rev. D**40**, 3688 (1989); K. Akama, T. Hattori, and M. Yasuè, Phys. Rev. D**42**, 789 (1990); D**43**, 1702 (1991); S. Ishida and M. Sekiguchi, Prog. Theor. Phys. **86**, 491 (1991); K. Akama and T. Hattori, Int. J. Mod. Phys. **A9**, 3503 (1994).
- [9] M. Glück, E. Reya, and A. Vogt, Z. Phys. **C67**, 433 (1995).
- [10] M. Bander, Phys. Rev. Lett. **77**, 601 (1996).

$$\frac{d\sigma}{dE_T}(\text{experiment}) \bigg/ \frac{d\sigma}{dE_T}(\text{standard model})$$

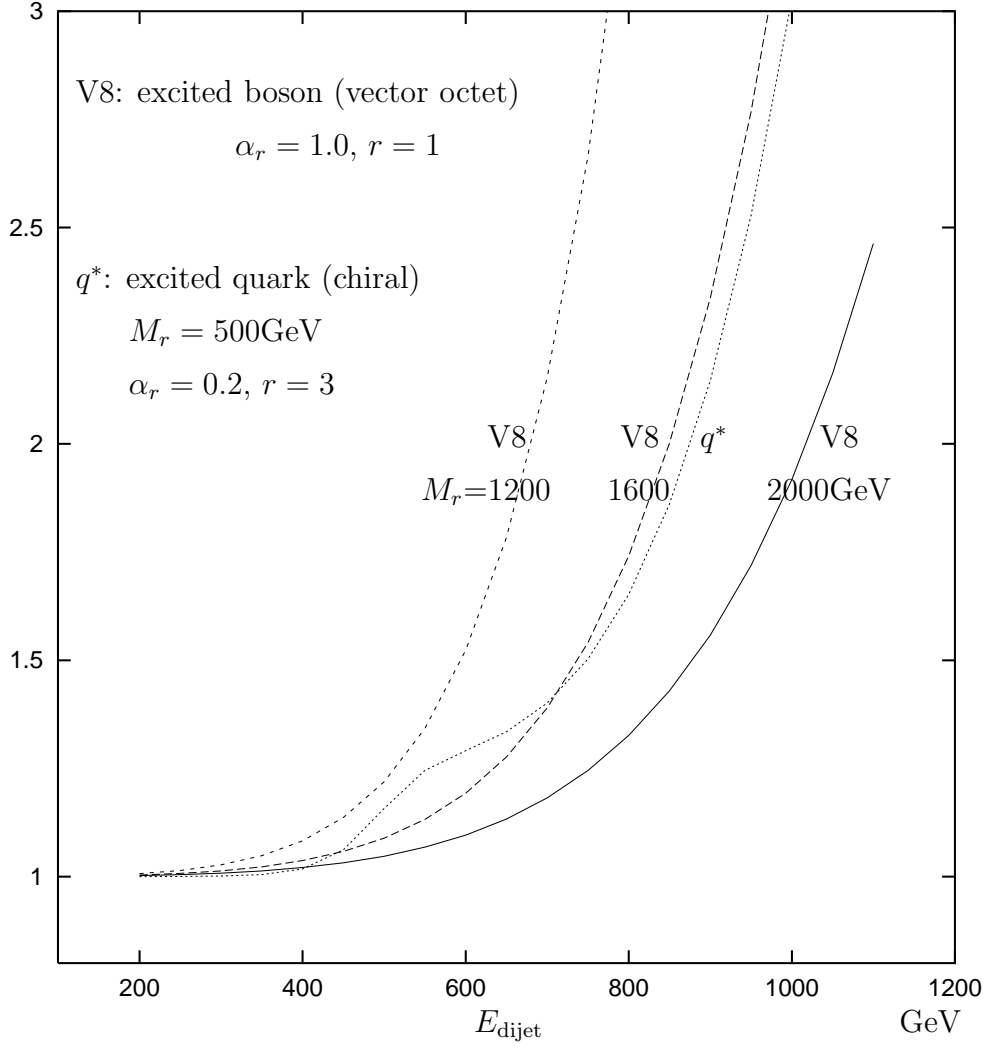


**FIG. 1.** The comparison between the ratio of the composite model calculation  $E_T$  distribution for the typical resonance assumed to the corresponding standard model one and the CDF experimental result for the ratio of the  $E_T$  distribution to the next-to-leading order calculation in the standard model.



**FIG. 2.** The result for the allowed region (90% confidence level) of the resonance mass  $M_r$  and coupling constant  $\alpha_r (\equiv g_r^2/4\pi)$ , obtained from the detailed chi-square analysis of such comparison as in Figure 1.

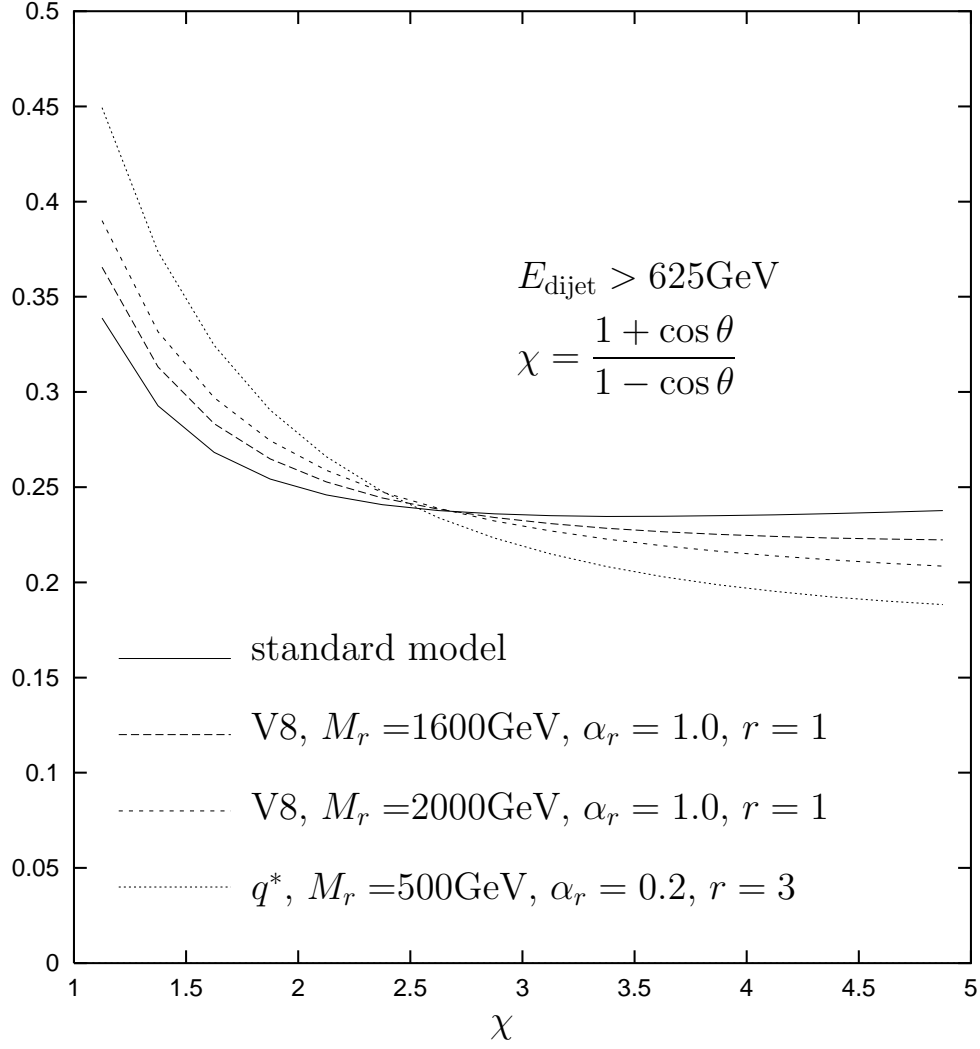
$$\frac{d\sigma}{dE_{\text{dijet}}}(\text{composite model}) \bigg/ \frac{d\sigma}{dE_{\text{dijet}}}(\text{standard model})$$



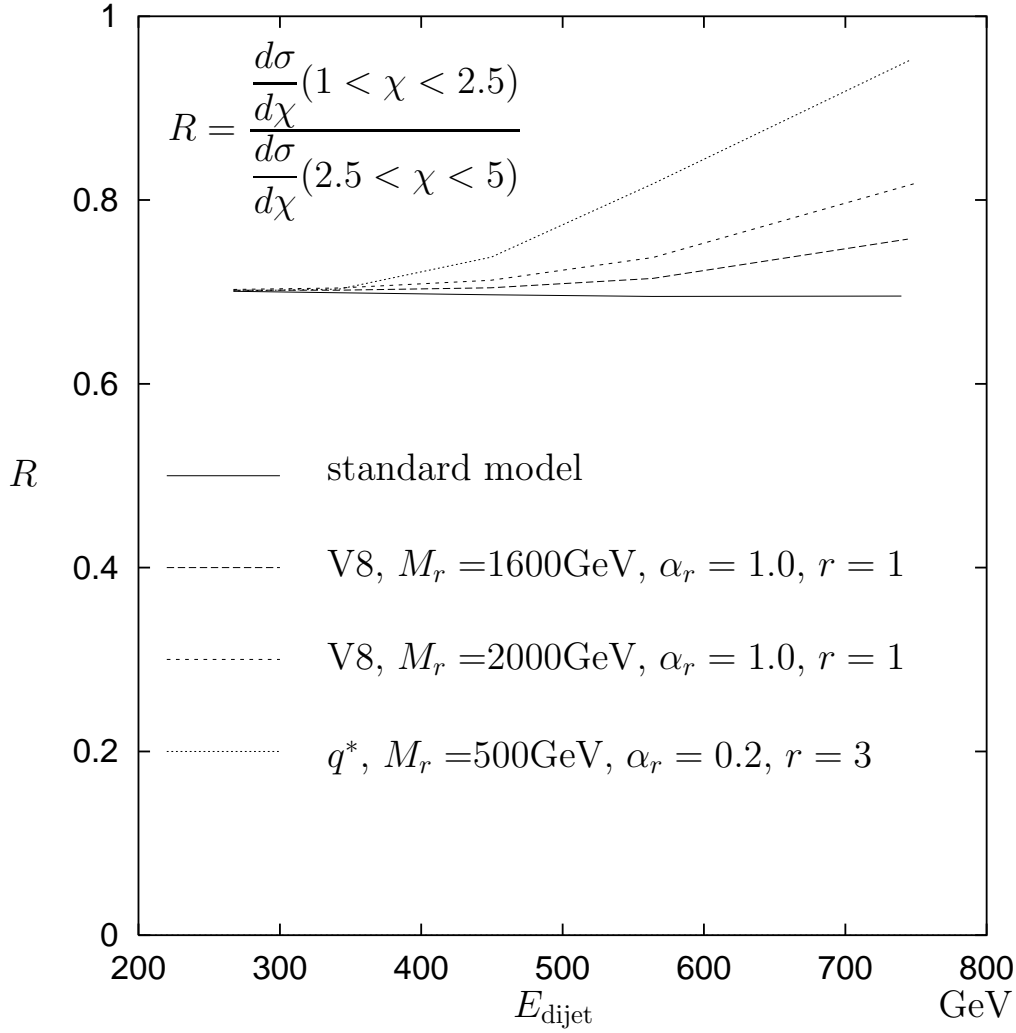
**FIG. 3.** The predicted ratio of the dijet invariant mass distribution in the composite model to that in the standard model.



angular distribution



**FIG. 4.** The predicted angular distribution as a function of  $\chi \equiv (1 + \cos \theta)/(1 - \cos \theta)$  (normalized by the average over the region of  $1 \leq \chi \leq 5$ ) where  $\theta$  is the scattering angle in the center-of-mass system of the elementary process.



**FIG. 5.** The predicted ratio of the number of events for  $\chi < 2.5$  to that for  $\chi > 2.5$  as a function of the dijet invariant mass.