

**Virtual  $O(\alpha_s)$  corrections to the inclusive decay  $b \rightarrow s\gamma$** <sup>1</sup>**Christoph Greub***Stanford Linear Accelerator Center  
Stanford University, Stanford, California 94309, USA***Tobias Hurth**<sup>2</sup> and **Daniel Wyler***Institute for Theoretical Physics, University of Zürich  
Winterthurerstr. 190, CH-8057 Zürich, Switzerland***Abstract**

We present in detail the calculation of the  $O(\alpha_s)$  virtual corrections to the matrix element for  $b \rightarrow s\gamma$ . Besides the one-loop virtual corrections of the electromagnetic and color dipole operators  $O_7$  and  $O_8$ , we include the important two-loop contribution of the four-Fermi operator  $O_2$ . By applying the Mellin-Barnes representation to certain internal propagators, the result of the two-loop diagrams is obtained analytically as an expansion in  $m_c/m_b$ . These results are then combined with existing  $O(\alpha_s)$  Bremsstrahlung corrections in order to obtain the inclusive rate for  $B \rightarrow X_s\gamma$ . The new contributions drastically reduce the large renormalization scale dependence of the leading logarithmic result. Thus a very precise Standard Model prediction for this inclusive process will become possible once also the corrections to the Wilson coefficients are available.

Submitted to Physical Review D

---

<sup>1</sup>Work supported in part by Schweizerischer Nationalfonds and the Department of Energy, contract DE-AC03-76SF00515

<sup>2</sup> address after March 1996: ITP, SUNY at Stony Brook, Stony Brook NY 11794-3840, USA

# 1 Introduction

In the Standard model (SM), flavor-changing neutral currents only arise at the one-loop level. This is why the corresponding rare B meson decays are particularly sensitive to “new physics”. However, even within the Standard model framework, one can use them to constrain the Cabibbo-Kobayashi-Maskawa matrix elements which involve the top-quark. For both these reasons, precise experimental and theoretical work on these decays is required.

In 1993,  $B \rightarrow K^* \gamma$  was the first rare B decay mode measured by the CLEO collaboration [1]. Recently, also the first measurement of the inclusive photon energy spectrum and the branching ratio in the decay  $B \rightarrow X_s + \gamma$  was reported [2]. In contrast to the exclusive channels, the inclusive mode allows a less model-dependent comparison with theory, because no specific bound state model is needed for the final state. This opens the road to a rigorous comparison with theory.

The data agrees with the SM-based theoretical computations presented in [3, 4, 5], given that there are large uncertainties in both the experimental and the theoretical results. In particular, the measured branching ratio  $BR(B \rightarrow X_s \gamma) = (2.32 \pm 0.67) \times 10^{-4}$  [2] overlaps with the SM-based estimates in [3, 4] and in [6, 7].

In view of the expected increase in the experimental precision, the calculations must be refined correspondingly in order to allow quantitative statements about new physics or standard model parameters. So far, only the leading logarithmic corrections have been worked out systematically. In this paper we evaluate an important class of next order corrections, which we will describe in detail below <sup>3</sup>.

We start within the usual framework of an effective theory with five quarks, obtained by integrating out the heavier degrees of freedom which in the standard model are the top quark and the  $W$ -boson. The effective Hamiltonian includes a complete set of dimension-6 operators relevant for the process  $b \rightarrow s \gamma$  (and  $b \rightarrow s \gamma g$ ) [9]

$$H_{eff}(b \rightarrow s \gamma) = -\frac{4G_F}{\sqrt{2}} \lambda_t \sum_{j=1}^8 C_j(\mu) O_j(\mu) \quad , \quad (1.1)$$

with  $G_F$  being the Fermi coupling constant and  $C_j(\mu)$  being the Wilson coefficients evaluated at the scale  $\mu$ , and  $\lambda_t = V_{tb}V_{ts}^*$  with  $V_{ij}$  being the CKM matrix elements. The operators  $O_j$  are as follows:

$$\begin{aligned} O_1 &= (\bar{c}_{L\beta} \gamma^\mu b_{L\alpha}) (\bar{s}_{L\alpha} \gamma_\mu c_{L\beta}) \quad , \\ O_2 &= (\bar{c}_{L\alpha} \gamma^\mu b_{L\alpha}) (\bar{s}_{L\beta} \gamma_\mu c_{L\beta}) \quad , \\ O_3 &= (\bar{s}_{L\alpha} \gamma^\mu b_{L\alpha}) \left[ (\bar{u}_{L\beta} \gamma_\mu u_{L\beta}) + \dots + (\bar{b}_{L\beta} \gamma_\mu b_{L\beta}) \right] \quad , \\ O_4 &= (\bar{s}_{L\alpha} \gamma^\mu b_{L\beta}) \left[ (\bar{u}_{L\beta} \gamma_\mu u_{L\alpha}) + \dots + (\bar{b}_{L\beta} \gamma_\mu b_{L\alpha}) \right] \quad , \\ O_5 &= (\bar{s}_{L\alpha} \gamma^\mu b_{L\alpha}) \left[ (\bar{u}_{R\beta} \gamma_\mu u_{R\beta}) + \dots + (\bar{b}_{R\beta} \gamma_\mu b_{R\beta}) \right] \quad , \\ O_6 &= (\bar{s}_{L\alpha} \gamma^\mu b_{L\beta}) \left[ (\bar{u}_{R\beta} \gamma_\mu u_{R\alpha}) + \dots + (\bar{b}_{R\beta} \gamma_\mu b_{R\alpha}) \right] \quad , \\ O_7 &= (e/16\pi^2) \bar{s}_\alpha \sigma^{\mu\nu} (m_b(\mu)R + m_s(\mu)L) b_\alpha F_{\mu\nu} \quad , \\ O_8 &= (g_s/16\pi^2) \bar{s}_\alpha \sigma^{\mu\nu} (m_b(\mu)R + m_s(\mu)L) (\lambda_{\alpha\beta}^A/2) b_\beta G_{\mu\nu}^A \quad . \end{aligned} \quad (1.2)$$

---

<sup>3</sup>Some of the diagrams were calculated by Soares [8]

In the dipole type operators  $O_7$  and  $O_8$ ,  $e$  and  $F_{\mu\nu}$  ( $g_s$  and  $G_{\mu\nu}^A$ ) denote the electromagnetic (strong) coupling constant and field strength tensor, respectively.  $L = (1 - \gamma_5)/2$  and  $R = (1 + \gamma_5)/2$  stand for the left and right-handed projection operators. It should be stressed in this context that the explicit mass factors in  $O_7$  and  $O_8$  are the running quark masses.

QCD corrections to the decay rate for  $b \rightarrow s\gamma$  bring in large logarithms of the form  $\alpha_s^n(m_W) \log^m(m_b/M)$ , where  $M = m_t$  or  $m_W$  and  $m \leq n$  (with  $n = 0, 1, 2, \dots$ ). One can systematically resum these large terms by renormalization group techniques. Usually, one matches the full standard model theory with the effective theory at the scale  $m_W$ . At this scale, the large logarithms generated by matrix elements in the effective theory are the same ones as in the full theory. Consequently, the Wilson coefficients only contain small QCD corrections. Using the renormalization group equation, the Wilson coefficients are then calculated at the scale  $\mu \approx m_b$ , the relevant scale for a  $B$  meson decay. At this scale the large logarithms are contained in the Wilson coefficients while the matrix elements of the operators are free of them.

As noted, so far the decay rate for  $b \rightarrow s\gamma$  has been systematically calculated only to leading logarithmic accuracy i.e.,  $m = n$ . To this precision it is consistent to perform the 'matching' of the effective and full theory without taking into account QCD-corrections [10] and to calculate the anomalous dimension matrix to order  $\alpha_s$  [11]. The corresponding leading logarithmic Wilson coefficients are given explicitly in [6, 12]. Their numerical values in the naive dimensional scheme (NDR) are listed in table 1 for different values of the renormalization scale  $\mu$ . The leading logarithmic contribution to the decay matrix element is then obtained by calculating the tree-level matrix element of the operator  $C_7 O_7$  and the one-loop matrix elements of the four-Fermi operators  $C_i O_i$  ( $i = 1, \dots, 6$ ). In the NDR scheme the latter can be absorbed into a redefinition of  $C_7 \rightarrow C_7^{eff}$ <sup>4</sup>

$$C_7^{eff} \equiv C_7 + Q_d C_5 + 3Q_d C_6 \quad . \quad (1.3)$$

In the 't Hooft-Veltman scheme (HV) [13], the contribution of the four-Fermi operators vanishes. The Wilson coefficients  $C_7$  and  $C_8$  in the HV scheme are identical to  $C_7^{eff}$  and  $C_8^{eff}$  in the NDR scheme. Consequently, the complete leading logarithmic result for the decay amplitude  $b \rightarrow s\gamma$  is indeed scheme independent.

Since the first order calculations have large scale uncertainties, it is important to take into account the next-to-leading order corrections. They are most prominent in the photon energy spectrum. While it is a  $\delta$ -function (which is smeared out by the Fermi motion of the  $b$ -quark inside the  $B$  meson) in the leading order, Bremsstrahlung corrections, i.e. the process  $b \rightarrow s\gamma g$ , broaden the shape of the spectrum substantially. Therefore, these important corrections have been taken into account for the contributions of the operators  $O_7$  and  $O_2$  some time ago [3] and recently also of the full operator basis [4, 14, 15]. As expected, the contributions of  $O_7$  and  $O_2$  are by far the most important ones, especially in the experimentally accessible part of the spectrum. Also those (next-to-leading) corrections, which are necessary to cancel the infrared (and collinear) singularities of the Bremsstrahlung diagrams were included. These are the virtual gluon corrections to the contribution of the operator  $O_7$  for  $b \rightarrow s\gamma$  and the virtual photon corrections to  $O_8$  for  $b \rightarrow sg$ .

A complete next-to-leading calculation implies two classes of improvements: First, the Wilson coefficients to next-leading order at the scale  $\mu \approx m_b$  are required. To this end the matching

---

<sup>4</sup>For the analogous  $b \rightarrow sg$  transition, the effects of the four-Fermi operators can be absorbed by the shift  $C_8 \rightarrow C_8^{eff} = C_8 + C_5$ .

with the full theory (at  $\mu = m_W$ ) must be done at the  $O(\alpha_s)$  level and the renormalization group equation has to be solved using the anomalous dimension matrix calculated up to order  $\alpha_s^2$ . Second, the virtual  $O(\alpha_s)$  corrections for the matrix element (at scale  $\mu \approx m_b$ ) must be evaluated and combined with the Bremsstrahlung corrections. The higher order matching has been calculated in ref. [16] and work on the Wilson coefficients is in progress. In this paper we will evaluate all the virtual correction beyond those evaluated already in connection with the Bremsstrahlung process. We expect them to reduce substantially the strong scale dependence of the leading order calculation.

Among the four-Fermi operators only  $O_2$  contributes sizeably and we calculate only its virtual corrections to the matrix element for  $b \rightarrow s\gamma$ . The matrix element  $O_1$  vanishes because of color, and the penguin induced four-Fermi operators  $O_3, \dots, O_6$  can be neglected <sup>5</sup> because

$C_i(\mu)$	$\mu = m_W$	$\mu = 10.0 \text{ GeV}$	$\mu = 5.0 \text{ GeV}$	$\mu = 2.5 \text{ GeV}$
$C_1$	0.0	-0.149	-0.218	-0.305
$C_2$	1.0	1.059	1.092	1.138
$C_3$	0.0	0.006	0.010	0.014
$C_4$	0.0	-0.016	-0.023	-0.031
$C_5$	0.0	0.005	0.007	0.009
$C_6$	0.0	-0.018	-0.027	-0.040
$C_7$	-0.192	-0.285	-0.324	-0.371
$C_8$	-0.096	-0.136	-0.150	-0.166
$C_7^{eff}$	-0.192	-0.268	-0.299	-0.334
$C_8^{eff}$	-0.096	-0.131	-0.143	-0.157

Table 1: Leading logarithmic Wilson coefficients  $C_i(\mu)$  at the matching scale  $\mu = m_W = 80.33 \text{ GeV}$  and at three other scales,  $\mu = 10.0 \text{ GeV}$ ,  $\mu = 5.0 \text{ GeV}$  and  $\mu = 2.5 \text{ GeV}$ . For  $\alpha_s(\mu)$  (in the  $\overline{MS}$  scheme) we used the one-loop expression with 5 flavors and  $\alpha_s(m_Z) = 0.117$ . The entries correspond to the top quark mass  $\overline{m}_t(m_{t,pole}) = 170 \text{ GeV}$  (equivalent to  $m_{t,pole} = 180 \text{ GeV}$ ).

their Wilson coefficients <sup>6</sup> are much smaller than  $C_2$ , as illustrated in table 4. However, we do take into account the virtual  $O(\alpha_s)$  corrections to  $b \rightarrow s\gamma$  associated with the magnetic operators  $O_7$  (which has already been calculated in the literature) and  $O_8$  (which is new). Since the corrections to  $O_7$  and  $O_8$  are one-loop diagrams, they are relatively easy to work out. In contrast, the corrections to  $O_2$ , involve two-loop diagrams, since this operator itself only contributes at the one-loop level.

Since the virtual and Bremsstrahlung corrections to the matrix elements are only one (well-defined) part of the whole next-to-leading program, we expect that this contribution alone will depend on the renormalization scheme used. Even within the modified minimal subtraction scheme ( $\overline{MS}$ ) used here, we expect that two different “prescriptions” how to treat  $\gamma_5$ , will lead to different answers. Since previous calculations of the Bremsstrahlung diagrams have been done in the NDR scheme and also the leading logarithmic Wilson coefficients are available in

<sup>5</sup> This omission will be a source of a slight scheme and scale dependence of the next-to-leading order result.

<sup>6</sup>It is consistent to calculate the corrections using the leading logarithmic Wilson coefficients.

this scheme, we also use it here. For future checks, however, we also consider in Appendix A the corresponding calculation in the HV scheme.

The remainder of this paper is organized as follows. In section 2 we give the two-loop corrections for  $b \rightarrow s\gamma$  based on the operator  $O_2$  together with the counterterm contributions. In section 3 the virtual corrections for  $b \rightarrow s\gamma$  based on  $O_7$  are reviewed including some of the Bremsstrahlung corrections. Then, in section 4 we calculate the one-loop corrections to  $b \rightarrow s\gamma$  associated with  $O_8$ . Section 5 contains the results for the branching ratio for  $b \rightarrow s\gamma(g)$  and especially the drastic reduction of the renormalization scale dependence due to the new contributions. Appendix A contains the result of the  $O_2$  two-loop calculation in the HV scheme and, finally, to make the paper self-contained, we include in Appendix B the Bremsstrahlung corrections to the operators  $O_2$ ,  $O_7$  and  $O_8$ .

## 2 Virtual corrections to $O_2$ in the NDR scheme

In this section we present the calculation of the matrix element of the operator  $O_2$  for  $b \rightarrow s\gamma$  up to order  $\alpha_s$  in the NDR scheme. The one-loop ( $\alpha_s^0$ ) matrix element vanishes and we must consider several two-loop contributions. Since they involve ultraviolet singularities also counterterm contributions are needed. These are easy to obtain, because the operator renormalization constants  $Z_{ij}$  are known with enough accuracy from the order  $\alpha_s$  anomalous dimension matrix [11]. Explicitly, we need the contributions of the operators  $C_2\delta Z_{2j}O_j$  to the matrix element for  $b \rightarrow s\gamma$ , where  $\delta Z_{2j}$  denote the order  $\alpha_s$  contribution of the operator renormalization constants. In the NDR scheme, the non-vanishing counterterms come from the one-loop matrix element of  $C_2\delta Z_{25}O_5$  and  $C_2\delta Z_{26}O_6$  as well as from the tree level matrix element of the operator  $C_2\delta Z_{27}O_7$ . We also note that there are no contributions to  $b \rightarrow s\gamma$  from counterterms proportional to evanescent operators multiplying the Wilson coefficient  $C_2$ .

### 2.1 Regularized two-loop contribution of $O_2$

The dimensionally regularized matrix element  $M_2$  of the operator  $O_2$  for  $b \rightarrow s\gamma$

$$M_2 = \langle s\gamma | O_2 | b \rangle \quad (2.1)$$

can be divided into 4 classes of non-vanishing two-loop diagrams, as shown in Figs. 1–4. The sum of the diagrams in each class (=figure) is gauge invariant. The contributions to the matrix element  $M_2$  of the individual classes 1–4 are denoted by  $M_2(1)$ ,  $M_2(2)$ ,  $M_2(3)$  and  $M_2(4)$ , where e.g.  $M_2(1)$  is

$$M_2(1) \equiv M_2(1a) + M_2(1b) + M_2(1c) \quad . \quad (2.2)$$

The main steps of the calculation are the following: We first calculate the Fermion loops in the individual diagrams, i.e., the 'building blocks' shown in Fig. 5 and in Fig. 6, combining together the two diagrams in Fig. 6. As usual, we work in  $d = 4 - 2\epsilon$  dimensions; the results are presented as integrals over Feynman parameters after integrating over the (shifted) loop-momentum. Then we insert these building blocks into the full two-loop diagrams. Using the Feynman parametrization again, we calculate the integral over the second loop-momentum. As the remaining Feynman parameter integrals contain rather complicated denominators, we

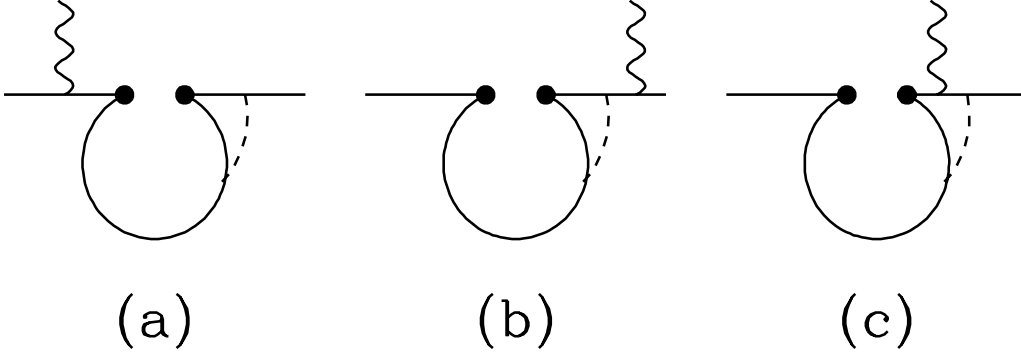


Figure 1: Diagrams 1a, 1b and 1c associated with the operator  $O_2$ . The fermions ( $b$ ,  $s$  and  $c$  quark) are represented by solid lines. The wavy (dashed) line represents the photon (gluon).

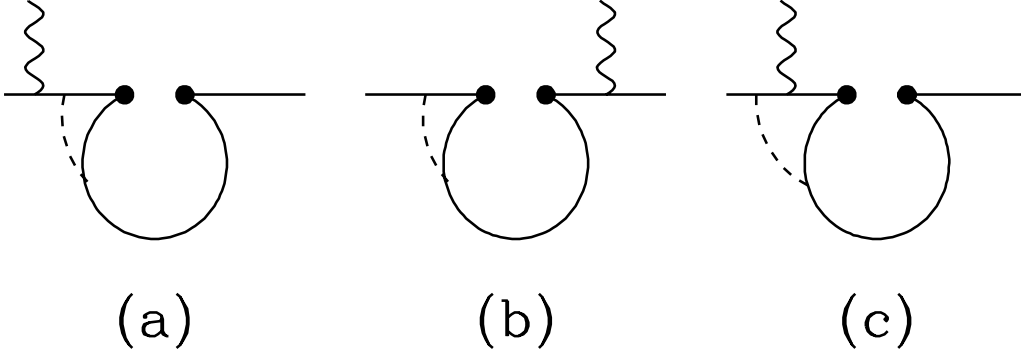


Figure 2: Diagrams 2a, 2b and 2c associated with the operator  $O_2$ .

do not evaluate them directly. At this level we also do not expand in the regulator  $\epsilon$ . The heart of our procedure which will be explained more explicitly below, is to represent these denominators as complex Mellin-Barnes integrals [17]. After inserting this representation and interchanging the order of integration, the Feynman parameter integrals are reduced to well-known Euler Beta-functions. Finally, the residue theorem allows to write the result of the remaining complex integral as the sum over the residues taken at the pole positions of certain Beta- and Gamma-functions; this naturally leads to an expansion in the ratio  $z = (m_c/m_b)^2$ , which numerically is about  $z = 0.1$ .

We express the diagram in Fig. 5 (denoted by  $I_\beta$ ) in a way convenient for inserting into the two-loop diagrams. As we will use  $\overline{MS}$  subtraction later on, we introduce the renormalization scale in the form  $\mu^2 \exp(\gamma_E)/(4\pi)$ , where  $\gamma_E = 0.577\dots$  is the Euler constant. Then,  $\overline{MS}$  corresponds to subtracting the poles in  $\epsilon$ . In the NDR scheme,  $I_\beta$  is given by <sup>7</sup>

$$I_\beta = -\frac{g_s}{4\pi^2} \Gamma(\epsilon) \mu^{2\epsilon} \exp(\gamma_E \epsilon) (1 - \epsilon) \exp(i\pi\epsilon) \left( r_\beta \not{\epsilon} - r^2 \gamma_\beta \right) L \frac{\lambda}{2} \times$$

<sup>7</sup>The fermion/gluon and the fermion/photon couplings are defined according to the covariant derivative  $D = \partial + ig_s \frac{\lambda^B}{2} A^B + ieQA$

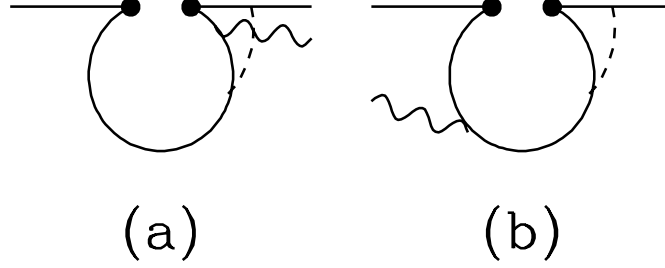


Figure 3: Diagrams 3a and 3b associated with the operator  $O_2$ . We calculate directly their sum and denote it by  $M_2(3)$ , see text.

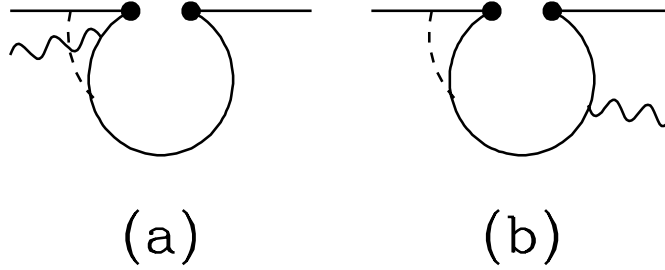


Figure 4: Diagrams 4a and 4b associated with the operator  $O_2$ . We calculate directly their sum and denote it by  $M_2(4)$ , see text.

$$\int_0^1 [x(1-x)]^{1-\epsilon} \left[ r^2 - \frac{m_c^2}{x(1-x)} + i\delta \right]^{-\epsilon}, \quad (2.3)$$

where  $r$  is the four-momentum of the (off-shell) gluon,  $m_c$  is the mass of the charm quark propagating in the loop and the term  $i\delta$  is the " $\epsilon$ -prescription". The free index  $\beta$  will be contracted with the gluon propagator when inserting the building block into the two-loop diagrams in Figs. 1 and 2. Note that  $I_\beta$  is gauge invariant in the sense that  $r^\beta I_\beta = 0$ .

Next we give the sum of the two diagrams in Fig. 6, using the decomposition in [18]. We get (denoting this building block by  $J_{\alpha\beta}$ )

$$J_{\alpha\beta} = \frac{eg_s Q_u}{16\pi^2} \left[ E(\alpha, \beta, r) \Delta i_5 + E(\alpha, \beta, q) \Delta i_6 - E(\beta, r, q) \frac{r_\alpha}{(qr)} \Delta i_{23} \right. \\ \left. - E(\alpha, r, q) \frac{r_\beta}{(qr)} \Delta i_{25} - E(\alpha, r, q) \frac{q_\beta}{(qr)} \Delta i_{26} \right] L \frac{\lambda}{2}, \quad (2.4)$$

where  $q$  is the four-momentum of the photon. The index  $\alpha$  in eq. (2.4) is understood to be contracted with the polarization vector  $\varepsilon$  of the photon, while the index  $\beta$  is contracted with the gluon propagator in the two-loop diagrams in Figs. 3 and 4. The matrix  $E$  in eq. (2.4) is defined as

$$E(\alpha, \beta, r) = \gamma_\alpha \gamma_\beta \not{r} - \gamma_\alpha r_\beta + \gamma_\beta (r_\alpha) - \not{r} g_{\alpha\beta}. \quad (2.5)$$

In a four-dimensional context these  $E$  quantities can be reduced to expressions involving the Levi-Civita tensor, i.e.,  $E(\alpha, \beta, \gamma) = -i \varepsilon_{\alpha\beta\gamma\mu} \gamma^\mu \gamma_5$  (in the Bjorken-Drell convention). The

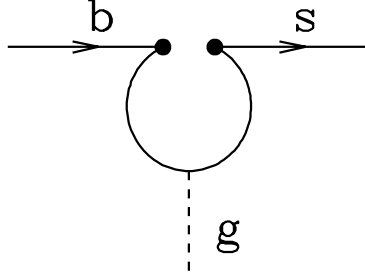


Figure 5: Building block  $I_\beta$  for the diagrams in Figs. (1) and (2) with an off-shell gluon.

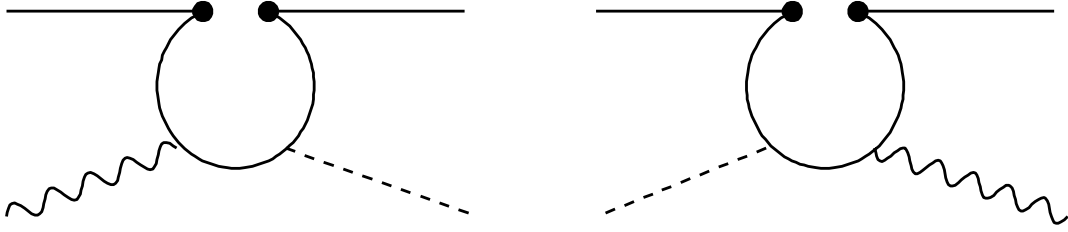


Figure 6: Building block  $J_{\alpha\beta}$  for the diagrams in Figs. (3) and (4).

dimensionally regularized expressions for the  $\Delta i$  read

$$\begin{aligned} \Delta i_5 = & -4 \int_S dx dy \left[ 4(qr)x^2y\epsilon - 4(qr)xy\epsilon - 2r^2x^3\epsilon + 3r^2x^2\epsilon \right. \\ & \left. - r^2x\epsilon + 3xC - C \right] [(1+\epsilon)\Gamma(\epsilon)\exp(\gamma_E\epsilon)\mu^{2\epsilon}C^{-1-\epsilon}] \end{aligned} \quad (2.6)$$

$$\begin{aligned} \Delta i_6 = & 4 \int_S dx dy \left[ 4(qr)xy^2\epsilon - 4(qr)xy\epsilon - 2r^2x^2y\epsilon + 2r^2x^2\epsilon + r^2xy\epsilon \right. \\ & \left. - 2r^2x\epsilon + 3yC - C \right] [(1+\epsilon)\Gamma(\epsilon)\exp(\gamma_E\epsilon)\mu^{2\epsilon}C^{-1-\epsilon}] \end{aligned} \quad (2.7)$$

$$\Delta i_{23} = -\Delta i_{26} = 8(qr) \int_S dx dy [xy\epsilon(1+\epsilon)\Gamma(\epsilon)\exp(\gamma_E\epsilon)\mu^{2\epsilon}C^{-1-\epsilon}] \quad (2.8)$$

$$\Delta i_{25} = -8(qr) \int_S dx dy [x(1-x)\epsilon(1+\epsilon)\Gamma(\epsilon)\exp(\gamma_E\epsilon)\mu^{2\epsilon}C^{-1-\epsilon}] \quad (2.9)$$

where  $C$  and  $C^{-1-\epsilon}$  are given by

$$\begin{aligned} C &= m_c^2 - 2xy(qr) - x(1-x)r^2 - i\delta \\ C^{-1-\epsilon} &= -\exp(i\pi\epsilon) [x(1-x)]^{-1-\epsilon} \left[ r^2 + \frac{2y(qr)}{1-x} - \frac{m_c^2}{x(1-x)} + i\delta \right]^{-1-\epsilon}. \end{aligned} \quad (2.10)$$

The range of integration in  $(x, y)$  is restricted to the simplex  $S$ , i.e.,  $0 \leq y \leq (1-x)$  and  $0 \leq x \leq 1$ .



Due to Ward identities, not all the  $\Delta i$  are independent. The identities given in ref. [18] in the context of the full theory simplify in our case as follows:

$$q^\alpha J_{\alpha\beta} = 0 \quad ; \quad r^\beta J_{\alpha\beta} = 0 \quad . \quad (2.11)$$

They allow to express  $\Delta i_5$  and  $\Delta i_6$  in terms of the other  $\Delta i$  which have a more compact form. These relations read

$$\begin{aligned} \Delta i_5 &= \Delta i_{23} \quad , \\ \Delta i_6 &= \frac{r^2}{(qr)} \Delta i_{25} + \Delta i_{26} \quad . \end{aligned} \quad (2.12)$$

Of course, eq. (2.12) can be checked explicitly for all values of  $\epsilon$ , using partial integration and certain symmetry properties of the integrand.

We are now ready to evaluate the two-loop diagrams. As both  $I_\beta$  and  $J_{\alpha\beta}$  are transverse with respect to the gluon, the gauge of the gluon propagator is irrelevant. Also, due to the absence of extra singularities in the limit of vanishing strange quark mass, we set  $m_s = 0$  from the very beginning (the question of charm quark mass “singularities” will be discussed later).

As an example, we present the calculation of the two-loop diagram in Fig. 1c in some detail. Using  $I_\beta$  in eq. (2.3), the matrix element reads

$$\begin{aligned} M(1c) &= \frac{i}{4\pi^2} e Q_d g_s^2 C_F \Gamma(\epsilon) \exp(2\gamma_E \epsilon) \mu^{4\epsilon} (1 - \epsilon) \exp(i\pi\epsilon) (4\pi)^{-\epsilon} \int \frac{d^d r}{(2\pi)^d} \\ &\quad \bar{u}(p') \gamma^\beta \frac{\not{p}' - \not{r}}{(p' - r)^2} \not{\epsilon} \frac{\not{p} - \not{r}}{(p - r)^2} (r_\beta \not{r} - r^2 \gamma_\beta) L u(p) \frac{1}{r^2} \\ &\quad \int_0^1 dx \frac{[x(1-x)]^{1-\epsilon}}{[r^2 - m_c^2/(x(1-x)) + i\delta]^\epsilon} \quad . \end{aligned} \quad (2.13)$$

In eq. (2.13),  $u(p')$  and  $u(p)$  are the Dirac spinors for the  $s$  and the  $b$  quarks, respectively, and  $C_F = 4/3$ . In the next step, the four propagator factors in the denominator are Feynman parametrized as

$$\frac{1}{D_1 D_2 D_3 D_4} = \frac{\Gamma(3 + \epsilon)}{\Gamma(\epsilon)} \int \frac{du dv dw dy y^{\epsilon-1} \delta(1 - u - v - w - y)}{[D_1 u + D_2 v + D_3 w + D_4 y]^{3+\epsilon}} \quad , \quad (2.14)$$

where  $D_1 = (p' - r)^2$ ,  $D_2 = (p - r)^2$ ,  $D_3 = r^2$  and  $D_4 = r^2 - m_c^2/(x(1-x))$ . Then the integral over the loop momentum  $r$  is performed. Making use of the  $\delta$  function in eq. (2.14), the integral over  $w$  is easy. The remaining variables  $u$ ,  $v$  and  $y$  are transformed into new variables  $u'$ ,  $v'$  and  $y'$ , all of them varying in the interval  $[0,1]$ . The substitution reads

$$u \rightarrow v'(1 - u') \quad , \quad v \rightarrow v' u' \quad , \quad y \rightarrow (1 - v') y' \quad . \quad (2.15)$$

Taking into account the corresponding jacobian and omitting the primes(') of the integration variables this leads to

$$\begin{aligned} M(1c) &= \frac{1}{64\pi^4} e Q_d g_s^2 C_F \Gamma(2\epsilon) \exp(2\gamma_E \epsilon) \mu^{4\epsilon} \exp(2i\pi\epsilon) (1 - \epsilon) \int dx du dv dy \times \\ &\quad [x(1-x)]^{1-\epsilon} y^{\epsilon-1} (1-v)^\epsilon v \\ &\quad \bar{u}(p') \left[ P_1 \frac{\hat{C}}{\hat{C}^{2\epsilon}} + P_2 \frac{1}{\hat{C}^{2\epsilon}} + P_3 \frac{1}{\hat{C}^{1+2\epsilon}} \right] u(p) \quad , \end{aligned} \quad (2.16)$$

where  $P_1$ ,  $P_2$  and  $P_3$  are matrices in Dirac space depending on the Feynman parameters  $x$ ,  $u$ ,  $v$ ,  $y$  in a polynomial way.  $\hat{C}$  is given by

$$\hat{C} = m_b^2 v(1-v)u - \frac{m_c^2}{x(1-x)}(1-v)y + i\delta \quad . \quad (2.17)$$

In what follows, the ultraviolet  $\epsilon$  regulator remains a fixed, small positive number.

The central point of our procedure is to use now the Mellin-Barnes representation of the "propagator"  $1/(k^2 - M^2)^\lambda$  [19, 20, 21, 22] which is given by

$$\frac{1}{(k^2 - M^2)^\lambda} = \frac{1}{(k^2)^\lambda} \frac{1}{\Gamma(\lambda)} \frac{1}{2\pi i} \int_\gamma ds (-M^2/k^2)^s \Gamma(-s) \Gamma(\lambda + s) \quad , \quad (2.18)$$

where  $\lambda > 0$  and  $\gamma$  denotes the integration path which is parallel to the imaginary axis (in the complex  $s$ -plane) hitting the real axis somewhere between  $-\lambda$  and 0. In this formula, the "momentum squared"  $k^2$  is understood to have a small positive imaginary part. In ref. [19, 21] exact solutions to Feynman integrals containing massive propagators are obtained by representing their denominators according to the formula (2.18) with subsequent calculation of the corresponding massless integrals.

In our approach, we use formula (2.18) in order to simplify the remaining Feynman parameter integrals in eq. (2.16). We represent the factors  $1/\hat{C}^{2\epsilon}$  and  $1/\hat{C}^{1+2\epsilon}$  in eq. (2.16) as Mellin-Barnes integrals using the identifications

$$k^2 \leftrightarrow m_b^2 v(1-v)u \quad ; \quad M^2 \leftrightarrow \frac{m_c^2}{x(1-x)}(1-v)y \quad . \quad (2.19)$$

By interchanging the order of integration, we first carry out the integrals over the Feynman parameters for any given fixed value of  $s$  on the integration path  $\gamma$ . These integrals are basically the same as for the massless case  $m_c = 0$  (in eqs. (2.16) and (2.17)) up to a factor (in the integrand) of

$$\left[ \frac{y}{u v x(1-x)} \right]^s \exp(i\pi s) \left( \frac{m_c^2}{m_b^2} \right)^s \quad . \quad (2.20)$$

Note that the polynomials  $P_1$ ,  $P_2$  and  $P_3$  have such a form that the Feynman parameter integrals exist in the limit  $m_c \rightarrow 0$ . If the integration path  $\gamma$  is chosen close enough to the imaginary axis, the factor in eq. (2.20) does not change the convergence properties of the integrals, i.e., the Feynman parameter integrals exist for all values of  $s$  lying on  $\gamma$ . It is easy to see that the only integrals involved are of the type

$$\int_0^1 dw w^p \quad \text{or} \quad \int_0^1 dw w^p (1-w)^q = \beta(p+1, q+1) = \frac{\Gamma(p+1)\Gamma(q+1)}{\Gamma(p+q+2)} \quad . \quad (2.21)$$

For the  $s$  integration we use the residue theorem after closing the integration path in the right  $s$ -halfplane. One has to show that the integral over the half-circle vanishes if its radius goes to  $\infty$ . As we explicitly checked, this is indeed the case for  $(m_c^2/m_b^2) < 1/4$ , which is certainly satisfied in our application. The poles which lie inside the integration contour are located at

$$\begin{aligned} s &= 0, 1, 2, 3, 4, \dots \\ s &= 1 - \epsilon, 2 - \epsilon, 3 - \epsilon, 4 - \epsilon, \dots \\ s &= 1 - 2\epsilon, 2 - 2\epsilon, 3 - 2\epsilon, 4 - 2\epsilon, \dots \end{aligned} \quad . \quad (2.22)$$

The other two-loop diagrams are evaluated similarly. The non-trivial Feynman integrals can always be reduced to those given in eq. (2.21) after some suitable substitutions. The only change is that there are poles in addition to those given in eq. (2.22) in those diagrams where the gluon hits the  $b$ -quark line; they are located at

$$s = 1/2 - 2\epsilon, s = 3/2 - 2\epsilon, s = 5/2 - 2\epsilon, s = 7/2 - 2\epsilon, \dots \quad (2.23)$$

The sum over the residues naturally leads to an expansion in  $z = (m_c^2/m_b^2)$  through the factor  $(m_c^2/m_b^2)^s$  in eq. (2.20). This expansion, however, is not a Taylor series because it also involves logarithms of  $z$ , which are generated by the expansion in  $\epsilon$ . A generic diagram which we denote by  $G$  has then the form

$$G = c_0 + \sum_{n,m} c_{nm} z^n \log^m z \quad , \quad z = \frac{m_c^2}{m_b^2} \quad , \quad (2.24)$$

where the coefficients  $c_0$  and  $c_{nm}$  are independent of  $z$ . The power  $n$  in eq. (2.24) is in general a natural multiple of  $1/2$  and  $m$  is a natural number including 0. In the explicit calculation, the lowest  $n$  turns out to be  $n = 1$ . This implies the important fact that the limit  $m_c \rightarrow 0$  exists; thus, there cannot be large logarithms (from a small up-quark mass) in these diagrams.

From the structure of the poles one can see that the power  $m$  of the logarithm is bounded by 4 independent of the value of  $n$ . To illustrate this, take  $n = 100$  as an example. There are 3 poles located near  $n=100$ , viz., at  $s = 100, s = 100 - \epsilon, s = 100 - 2\epsilon$ , respectively (see eq. (2.22)). Taking the residue at one of them, yields a term proportional to  $1/\epsilon^2$  coming from the remaining two poles. In addition there can be an explicit  $1/\epsilon^2$  term from the integration of the two loop momenta. Therefore the most singular term can be  $1/\epsilon^4$ . Multiplying this with  $z^s$  in eq. (2.20) leads to  $z^{100} \log^m z$  where  $m$  can be 4 at most.

We have retained all terms up to  $n = 3$ . Comparing the  $n = 3$  numerical result with the one obtained by truncating at  $n = 2$  leads to a difference of about 1% only.

We have made further checks of our procedure. For example we have calculated diagram 1b directly. Expanding the result, we reproduce the expressions obtained by applying the Mellin-Barnes integral at the Feynman parameter level as described above. A similar exercise for the imaginary part of diagram 1c shows that the exact and the expanded result (up to  $z^3$  terms) in these examples agree at the 1% level. In addition, we checked that the imaginary part of the sum of all diagrams coincides numerically with the results of Soares [23, 8] (note, however that in the physical region only the diagrams in Fig. 1 and Fig. 3 contribute to the imaginary part). In ref. [8], Soares applied dispersion techniques to calculate the real part. However, using the imaginary part in the physical region, only the real part of the diagrams in Fig. 1 and Fig. 3 is obtained. We have checked that our numbers for these two sets of diagrams indeed coincide with the results of Soares. However, the contribution of the diagrams in Fig. 2 and Fig. 4 is missing in [8] because the additional unphysical cuts were not taken into account. We also note that a separate consideration of the subtraction terms would be required to obtain the correct  $\mu$  dependence.

We mention that the Dirac algebra has been done with the algebraic program REDUCE<sup>8</sup> [24]. The Feynman parameter integrals and the determination of the residues have been done with the symbolic program MAPLE [26].

---

<sup>8</sup>Some checks have been done with TRACER [25]

We now give the results for the diagrams shown in Figs. 1 to 4. As mentioned already, the individual diagrams in each figure are not gauge invariant but only their sum. Note, that the leading ultraviolet singularity in the individual two-loop diagrams is in general of order  $1/\epsilon^2$ . In the gauge invariant sums  $M_2(i)$  the  $1/\epsilon^2$  cancel and we are left with  $1/\epsilon$ -poles only. The results read (using  $z = (m_c/m_b)^2$  and  $L = \log z$ ):

$$\begin{aligned}
M_2(1) = & \left\{ \frac{1}{36\epsilon} \left( \frac{m_b}{\mu} \right)^{-4\epsilon} + \frac{1}{216} [37 - (540 + 216L)z \right. \\
& + (216\pi^2 - 540 + 216L - 216L^2)z^2 \\
& - (144\pi^2 + 136 + 240L - 144L^2)z^3] \\
& + \frac{i\pi}{18} [1 - 18z + (18 - 36L)z^2 + (24L - 20)z^3] \Big\} \\
& \times \frac{\alpha_s}{\pi} C_F Q_d \langle s\gamma | O_7 | b \rangle_{tree}
\end{aligned} \tag{2.25}$$

$$\begin{aligned}
M_2(2) = & \left\{ -\frac{5}{36\epsilon} \left( \frac{m_b}{\mu} \right)^{-4\epsilon} + \frac{1}{216} [13 + (36\pi^2 - 108)z \right. \\
& - 144\pi^2 z^{3/2} + (648 - 648L + 108L^2)z^2 \\
& + (120\pi^2 - 314 + 12L + 288L^2)z^3] \Big\} \\
& \times \frac{\alpha_s}{\pi} C_F Q_d \langle s\gamma | O_7 | b \rangle_{tree}
\end{aligned} \tag{2.26}$$

$$\begin{aligned}
M_2(3) = & \left\{ -\frac{1}{8\epsilon} \left( \frac{m_b}{\mu} \right)^{-4\epsilon} + \frac{1}{48} [-45 \right. \\
& + (72 - 12\pi^2 - 96\zeta(3) + (96 - 24\pi^2)L + 12L^2 + 8L^3)z \\
& + (60 + 24\pi^2 - 96\zeta(3) + (24 - 24\pi^2)L - 24L^2 + 8L^3)z^2 \\
& - (68 - 48L)z^3] \\
& + \frac{i\pi}{12} [-3 + (24 - 2\pi^2 + 6L + 6L^2)z \\
& + (6 - 2\pi^2 - 12L + 6L^2)z^2 + 12z^3] \Big\} \\
& \times \frac{\alpha_s}{\pi} C_F Q_u \langle s\gamma | O_7 | b \rangle_{tree}
\end{aligned} \tag{2.27}$$

$$\begin{aligned}
M_2(4) = & \left\{ -\frac{1}{4\epsilon} \left( \frac{m_b}{\mu} \right)^{-4\epsilon} - \frac{1}{24} [21 \right. \\
& + (-24 + 2\pi^2 + 24\zeta(3) - (12 - 6\pi^2)L + 2L^3)z \\
& + (-12 - 4\pi^2 - 48\zeta(3) + 12L - 6L^2 + 2L^3)z^2 \\
& + (-6 + 6\pi^2 - 24L + 18L^2)z^3] \Big\} \\
& \times \frac{\alpha_s}{\pi} C_F Q_u \langle s\gamma | O_7 | b \rangle_{tree}
\end{aligned} \tag{2.28}$$

In these expressions, the symbol  $\zeta$  denotes the Riemann Zeta function, with  $\zeta(3) \approx 1.2021$ ;  $Q_u = 2/3$  and  $Q_d = -1/3$  are the charge factors for up- and down-type quarks, respectively. The matrix element  $\langle s\gamma|O_7|b\rangle_{tree}$  is the  $O(\alpha_s^0)$  tree level matrix element of the operator  $O_7$ ; its explicit form is

$$\langle s\gamma|O_7|b\rangle_{tree} = m_b \frac{e}{8\pi^2} \bar{u}(p') \not{q} R u(p) \quad . \quad (2.29)$$

In formula (2.29)  $m_b$  should be identified with the running mass  $m_b(\mu)$  in principle (see eq. (1.2)). However, as the corrections to  $O_2$  are explicitly proportional to  $\alpha_s$ ,  $m_b$  can be identified with the pole mass as well (apart from  $O(\alpha_s^2)$  corrections which we systematically neglect).

## 2.2 Counterterms

The operators mix under renormalization and thus the counterterm contributions must be taken into account. As we are interested in this section in contributions to  $b \rightarrow s\gamma$  which are proportional to  $C_2$ , we have to include, in addition to the two-loop matrix elements of  $C_2 O_2$ , also the one-loop matrix elements of the four Fermi operators  $C_2 \delta Z_{2j} O_j$  ( $j = 1, \dots, 6$ ) and the tree level contribution of the magnetic operator  $C_2 \delta Z_{27} O_7$ . In the NDR scheme the only non-vanishing contributions to  $b \rightarrow s\gamma$  come from  $j = 5, 6, 7$ . (For  $j = 5, 6$  the contribution comes from the diagram in which the internal  $b$ -quark emits the photon). The operator renormalization constants  $Z_{ij}$  are listed in the literature [11] in the context of the leading order anomalous dimension matrix. The entries needed in our calculation are

$$\begin{aligned} \delta Z_{25} &= -\frac{\alpha_s}{48\pi\epsilon} C_F \quad , \quad \delta Z_{26} = \frac{\alpha_s}{16\pi\epsilon} C_F \quad , \\ \delta Z_{27} &= \frac{\alpha_s}{16\pi\epsilon} (6Q_u - \frac{8}{9}Q_d) C_F \quad . \end{aligned} \quad (2.30)$$

Defining

$$M_{2j} = \langle s\gamma|\delta Z_{2j} O_j|b\rangle \quad , \quad (2.31)$$

we find the following contributions to the matrix elements

$$\begin{aligned} M_{25} &= -\frac{\alpha_s}{48\pi} Q_d C_F \frac{1}{\epsilon} \left(\frac{m_b}{\mu}\right)^{-2\epsilon} \langle s\gamma|O_7|b\rangle_{tree} \\ M_{26} &= \frac{3\alpha_s}{16\pi} Q_d C_F \frac{1}{\epsilon} \left(\frac{m_b}{\mu}\right)^{-2\epsilon} \langle s\gamma|O_7|b\rangle_{tree} \\ M_{27} &= \frac{\alpha_s}{\pi} \left(\frac{3Q_u C_F}{8} - \frac{Q_d C_F}{18}\right) \frac{1}{\epsilon} \langle s\gamma|O_7|b\rangle_{tree} \end{aligned} \quad (2.32)$$

We note that there is no one-loop contribution to the matrix element for  $b \rightarrow s\gamma$  from the counterterm proportional to  $C_2 \frac{1}{\epsilon} O_{12}^{ev}$ , where the evanescent operator  $O_{12}^{ev}$  (see e.g. the last ref. in [11]) reads

$$O_{12}^{ev} = \frac{1}{6} O_2 \left( \gamma_\mu \rightarrow \gamma_{[\mu} \gamma_\nu \gamma_{\rho]} \right) - O_2 \quad . \quad (2.33)$$

## 2.3 Renormalized contribution proportional to $C_2$

Adding the two-loop diagrams from section 2.1 (eqs. (2.25), (2.26), (2.27) and (2.28)) and the counterterms from section 2.2 (eq. (2.32)) we find the renormalized contribution  $M_2$

$$M_2 = M_2(1) + M_2(2) + M_2(3) + M_2(4) + M_{25} + M_{26} + M_{27} \quad . \quad (2.34)$$

Of course, the ultraviolet singularities cancel in  $M_2$ . Inserting  $C_F = 4/3$ ,  $Q_u = 2/3$  and  $Q_d = -1/3$ , we get the main result of this paper, which in the NDR scheme reads:

$$M_2 = \langle s\gamma | O_7 | b \rangle_{tree} \frac{\alpha_s}{4\pi} \left( \ell_2 \log \frac{m_b}{\mu} + r_2 \right) \quad , \quad (2.35)$$

with

$$\ell_2 = \frac{416}{81} \quad (2.36)$$

$$\begin{aligned} \Re r_2 = & \frac{2}{243} \left\{ -833 + 144\pi^2 z^{3/2} \right. \\ & + \left[ 1728 - 180\pi^2 - 1296\zeta(3) + (1296 - 324\pi^2)L + 108L^2 + 36L^3 \right] z \\ & + \left[ 648 + 72\pi^2 + (432 - 216\pi^2)L + 36L^3 \right] z^2 \\ & \left. + \left[ -54 - 84\pi^2 + 1092L - 756L^2 \right] z^3 \right\} \end{aligned} \quad (2.37)$$

$$\Im r_2 = \frac{16\pi}{81} \left\{ -5 + \left[ 45 - 3\pi^2 + 9L + 9L^2 \right] z + \left[ -3\pi^2 + 9L^2 \right] z^2 + \left[ 28 - 12L \right] z^3 \right\} \quad (2.38)$$

Here,  $\Re r_2$  and  $\Im r_2$  denote the real and the imaginary part of  $r_2$ , respectively. The quantity  $z$  is defined as  $z = (m_c^2/m_b^2)$  and  $L = \log(z)$ . In Fig. 7 we show the real and the imaginary part of  $r_2$ . For  $z \geq 1/4$  the imaginary part must vanish exactly; indeed we see from Fig. 7 that the

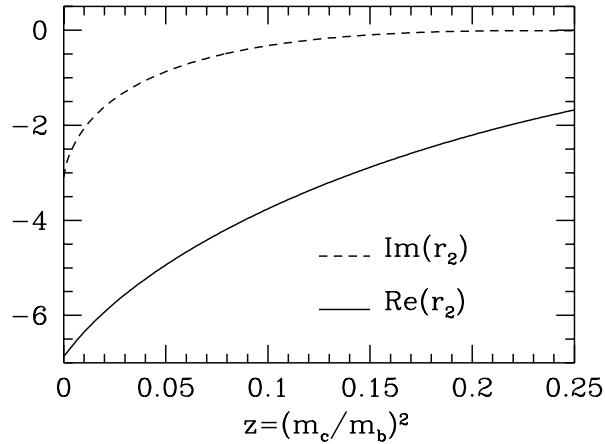


Figure 7: Real and imaginary part of  $r_2$  in the NDR scheme (from eqs. (2.37) and (2.38)).

imaginary part based on the expansion retaining terms up to  $z^3$  indeed vanishes at  $z = 1/4$  to high accuracy.

### 3 $O(\alpha_s)$ corrections to $O_7$

The virtual corrections associated with the operator  $O_7$  as shown in Fig. 8b (together with the selfenergy diagrams and the counterterms) have been taken into account in the work of Ali and Greub, see e.g. [3, 4, 14], where  $m_s \neq 0$  was retained. Since we neglect  $m_s$  in this work, we are

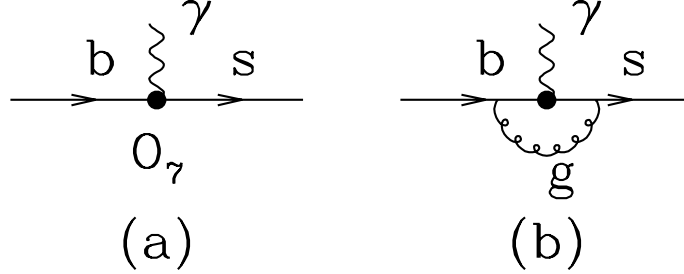


Figure 8: Virtual corrections to  $O_7$

interested only in the limit  $m_s \rightarrow 0$ . Because of the mass singularities in the virtual corrections (which will be cancelled when also taking into account Bremsstrahlung corrections), we only keep  $m_s$  as a regulator.

Including the lowest order contribution, the result then becomes (using  $\rho = (m_s/m_b)^2$ ) in the NDR scheme

$$\langle s\gamma|O_7|b\rangle_{virt} = \langle s\gamma|O_7|b\rangle_{tree} [1 + \hat{K}_g] \quad , \quad (3.1)$$

$$\hat{K}_g = \frac{\alpha_s}{6\pi} \left( \frac{4\pi\mu^2}{m_b^2} \right)^{\epsilon_{IR}} \Gamma(1 + \epsilon_{IR}) \left\{ \log^2 \rho - \frac{2}{\epsilon_{IR}} \log \rho - \log \rho - \frac{4}{\epsilon_{IR}} - 8 + 4 \log \frac{m_b}{\mu} \right\} \quad (3.2)$$

Note, that eq. (3.1) contains all the counterterm contributions. The  $1/\epsilon_{IR}$ -poles in this equation are therefore of infrared origin as indicated by the notation. The last term in the curly bracket in eq. (3.2) represents a  $\mu$  dependence of ultraviolet origin. The additional  $\mu$  dependence, which is generated when expanding in  $\epsilon_{IR}$  is cancelled at the level of the decay width together with the  $1/\epsilon_{IR}$ -poles when adding the Bremsstrahlung correction due to the square of the diagrams associated with the operator  $O_7$ . As all intermediate formulae are given in the literature, we only give the final result for the  $\alpha_s$  corrections (virtual+Bremsstrahlung) to the decay width. Denoting this contribution by  $\Gamma_{77}$  we get in the limit  $m_s = 0$

$$\Gamma_{77} = \Gamma_{77}^0 \left[ 1 + \frac{\alpha_s}{3\pi} \left( \frac{16}{3} - \frac{4\pi^2}{3} + 4 \log \frac{m_b}{\mu} \right) \right] \quad , \quad (3.3)$$

where the lowest order contribution  $\Gamma_{77}^0$  reads

$$\Gamma_{77}^0 = \frac{m_b^2(\mu)m_b^3}{32\pi^4} |G_F \lambda_t C_7^{eff}|^2 \alpha_{em} \quad . \quad (3.4)$$

For later convenience, we can formally rewrite  $\langle s\gamma|O_7|b\rangle_{virt}$  in eq. (3.1) in such a way that its square reproduces the result in eq. (3.3). This modified matrix element, denoted by  $\langle s\gamma|O_7|b\rangle_{rad}$  then reads

$$\langle s\gamma|O_7|b\rangle_{rad} = \langle s\gamma|O_7|b\rangle_{tree} \left( 1 + \frac{\alpha_s}{4\pi} \left( \ell_7 \log \frac{m_b}{\mu} + r_7 \right) \right) \quad (3.5)$$

with

$$\ell_7 = \frac{8}{3} \quad , \quad r_7 = \frac{8}{9} (4 - \pi^2) \quad . \quad (3.6)$$

## 4 Virtual corrections to $O_8$

Finally, we consider the contributions to  $b \rightarrow s\gamma$  generated by the operator  $O_8$ , i. e.,

$$M_8 = \langle s\gamma | O_8 | b \rangle \quad . \quad (4.1)$$

The corresponding Feynman diagrams are shown in Fig. 9. The sum of the three diagrams in

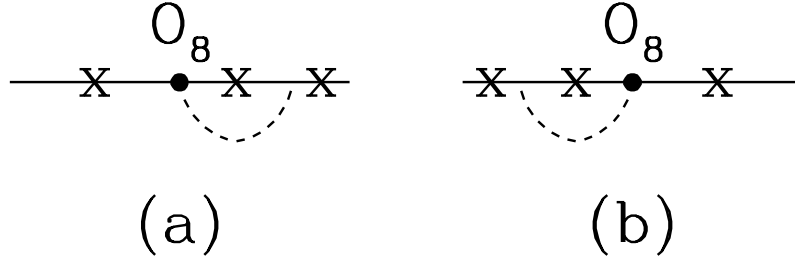


Figure 9: Contributions of  $O_8$  to  $b \rightarrow s\gamma$ . The cross (x) denotes the possible place where the photon is emitted. Figs. (a) and (b) are separately gauge invariant.

Fig. 9a yields

$$M_8(9a) = \frac{Q_d C_F}{2} \frac{\alpha_s}{\pi} \left[ -\frac{1}{\epsilon} - 2 + 2 \log(m_b/\mu) - i\pi \right] \langle s\gamma | O_7 | b \rangle_{tree} \quad , \quad (4.2)$$

while the diagrams in Fig. 9b gives

$$M_8(9b) = \frac{Q_d C_F}{12} \frac{\alpha_s}{\pi} \left[ -\frac{6}{\epsilon} - 21 + 2\pi^2 + 12 \log(m_b/\mu) \right] \langle s\gamma | O_7 | b \rangle_{tree} \quad . \quad (4.3)$$

Thus the sum of all the six diagrams is

$$M_8(9) = \frac{Q_d C_F}{12} \frac{\alpha_s}{\pi} \left[ -\frac{12}{\epsilon} - 33 + 2\pi^2 + 24 \log(m_b/\mu) - 6i\pi \right] \langle s\gamma | O_7 | b \rangle_{tree} \quad . \quad (4.4)$$

There is also a contribution from a counterterm; it reads

$$M_{87} = \delta Z_{87} \langle s\gamma | O_7 | b \rangle_{tree} \quad , \quad (4.5)$$

The renormalization constant

$$\delta Z_{87} = \frac{\alpha_s}{\pi} C_F Q_d \frac{1}{\epsilon} \quad (4.6)$$

has been calculated in the literature [11]. The sum of all contributions leads to the renormalized result  $M_8$ :

$$M_8 = \langle s\gamma | O_7 | b \rangle_{tree} \frac{\alpha_s}{4\pi} \left( \ell_8 \log \frac{m_b}{\mu} + r_8 \right) \quad , \quad (4.7)$$

with

$$\ell_8 = -\frac{32}{9} \quad , \quad r_8 = -\frac{4}{27} (-33 + 2\pi^2 - 6i\pi) \quad . \quad (4.8)$$



## 5 Results and conclusions

We have calculated the virtual corrections to  $b \rightarrow s\gamma$  coming from the operators  $O_2$ ,  $O_7$  and  $O_8$ . The contributions from the other four-Fermi operators in eq. (1.2) which are given by the analogous diagrams as shown in Figs. (1) – (4) were neglected, because they either vanish ( $O_1$ ) or have Wilson coefficients which are about fifty times smaller than that of  $O_2$  while their matrix elements can be enhanced at most by color factors. However, we did include the non-vanishing diagrams of  $O_5$  and  $O_6$  where the gluon connects the external quark lines and the photon is radiated from the charm quark because these corrections are automatically considered when  $C_7^{eff}$  (defined in eq.(1.3)) is used instead of  $C_7$ . As discussed in section three, some of the Bremsstrahlung corrections to the operator  $O_7$  have been transferred into the matrix element for  $b \rightarrow s\gamma$  in order to present results which are free from infrared and collinear singularities.

The sum of the various contributions derived in the previous sections yields the amplitude  $A(b \rightarrow s\gamma)$  for  $b \rightarrow s\gamma$ . The result can be presented in a convenient way, following the treatment of Buras et al. [6], where the general structure of the next-to-leading order result is discussed in detail. We write

$$A(b \rightarrow s\gamma) = -\frac{4G_F\lambda_t}{\sqrt{2}} \hat{D} \langle s\gamma | O_7(\mu) | b \rangle_{tree} \quad (5.1)$$

with  $\hat{D}$

$$\hat{D} = C_7^{eff}(\mu) + \frac{\alpha_s(\mu)}{4\pi} \sum_i \left( C_i^{(0)eff}(\mu) \ell_i \log \frac{m_b}{\mu} + C_i^{(0)eff} r_i \right) , \quad (5.2)$$

and where the quantities  $\ell_i$  and  $r_i$  are given for  $i = 2, 7, 8$  in sections 2, 3 and 4, respectively. For the full next-to-leading logarithmic result one would need the first term on the rhs of eq. (5.2),  $C_7^{eff}(\mu)$ , at next-to-leading logarithmic precision. In contrast, it is consistent to use the leading logarithmic values for the other Wilson coefficients in eq. (5.2). As the next-to-leading coefficient  $C_7^{eff}$  is not known yet, we replace it by its leading logarithmic value  $C_7^{(0)eff}$  in the numerical investigations. The notation  $\langle s\gamma | O_7(\mu) | b \rangle_{tree}$  in eq. (5.1) indicates that the explicit factor  $m_b$  in the operator  $O_7$  is the running mass taken at the scale  $\mu$ .

As the relevant scale for a  $b$  quark decay is expected to be  $\mu \sim m_b$ , we expand the matrix elements of the operators around  $\mu = m_b$  up to order  $O(\alpha_s)$ . Thus we arrive at

$$A(b \rightarrow s\gamma) = -\frac{4G_F\lambda_t}{\sqrt{2}} D \langle s\gamma | O_7(m_b) | b \rangle_{tree} \quad (5.3)$$

with  $D$

$$D = C_7^{eff}(\mu) + \frac{\alpha_s(m_b)}{4\pi} \sum_i \left( C_i^{(0)eff}(\mu) \gamma_{i7}^{(0)eff} \log \frac{m_b}{\mu} + C_i^{(0)eff} r_i \right) , \quad (5.4)$$

with the quantities  $\gamma_{i7}^{(0)eff}$

$$\gamma_{i7}^{(0)eff} = \ell_i + 8\delta_{i7} \quad (5.5)$$

being just the entries of the (effective) leading order anomalous dimension matrix [6]. As also pointed out in this reference, the explicit logarithms of the form  $\alpha_s(m_b) \log(m_b/\mu)$  in eq. (5.4) should be cancelled by the  $\mu$ -dependence of  $C_7^{(0)eff}(\mu)$ . This is the crucial point why the scale dependence is reduced significantly as we will see later. <sup>9</sup>

---

<sup>9</sup>As we neglect the virtual correction of  $O_3$ - $O_6$ , there is a small left-over  $\mu$  dependence, of course.

From  $A(b \rightarrow s\gamma)$  in eq. (5.3) we obtain the decay width  $\Gamma^{virt}$  to be

$$\Gamma^{virt} = \frac{m_{b,pole}^5 G_F^2 \lambda_t^2 \alpha_{em}}{32\pi^4} F |D|^2 \quad , \quad (5.6)$$

where we discard term of  $O(\alpha_s^2)$  in  $|D|^2$ . The factor  $F$  in eq. (5.6) is

$$F = \left( \frac{m_b(\mu = m_b)}{m_{b,pole}} \right)^2 = 1 - \frac{8}{3} \frac{\alpha_s(m_b)}{\pi} \quad . \quad (5.7)$$

To obtain the inclusive rate for  $B \rightarrow X_s \gamma$  consistently at the next-to-leading order level, we have to take into account all the Bremsstrahlung contributions. They have been calculated by Ali and Greub for the operators  $O_2$  and  $O_7$  some time ago [3], while the complete set has been worked out only recently [4, 14, 15]. Here, we neglect the small contribution of the operators  $O_3 - O_6$  as we did for the virtual corrections, i.e., we only consider  $O_2$ ,  $O_7$  and  $O_8$ . The corresponding Bremsstrahlung formulae are collected in Appendix B.

In order to arrive at the branching ratio  $\text{BR}(b \rightarrow s\gamma(g))$ , we divide, as usual, the decay width  $\Gamma(B \rightarrow X_s \gamma) = \Gamma^{virt} + \Gamma^{brens}$  by the theoretical expression for the semileptonic decay width  $\Gamma_{sl}$  and multiply this ratio with the measured semileptonic branching ratio  $\text{BR}_{sl} = (10.4 \pm 0.4)\%$  [27], i.e.,

$$\text{BR}(b \rightarrow s\gamma(g)) = \frac{\Gamma}{\Gamma_{sl}} \text{BR}_{sl} \quad . \quad (5.8)$$

The semileptonic decay width is

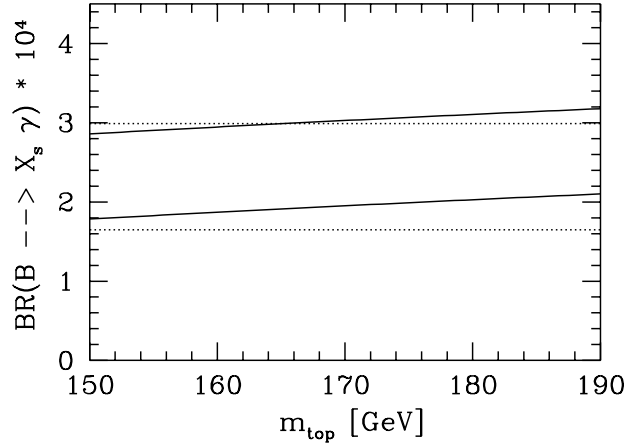


Figure 10: Branching ratio for  $b \rightarrow s\gamma$  based on the leading logarithmic formula in eq. (5.12). The upper (lower) solid curve is for  $\mu = m_b/2$  ( $\mu = 2m_b$ ). The dotted curves show the CLEO bounds [2].

$$\Gamma_{sl} = \frac{G_F^2 m_{b,pole}^5 |V_{cb}|^2}{192\pi^3} g(m_c/m_b) \left( 1 - \frac{2\alpha_s(m_b)}{3\pi} f(m_c/m_b) \right) \quad , \quad (5.9)$$

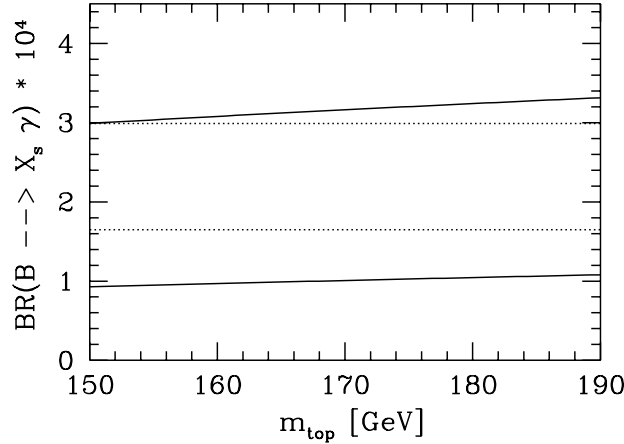


Figure 11: Branching ratio for  $b \rightarrow s\gamma(g)$  neglecting the virtual corrections of  $O_2$  and  $O_8$  calculated in the present paper. The upper (lower) solid curve is for  $\mu = m_b/2$  ( $\mu = 2m_b$ ). The dotted curves show the CLEO bounds [2].

where the phase space function  $g(u)$  is defined as

$$g(u) = 1 - 8u^2 + 8u^6 - u^8 - 24u^4 \log u \quad , \quad (5.10)$$

and an approximate analytic form for the radiative correction function  $f(u)$  has been found in [28] to be

$$f(u) = \left( \pi^2 - \frac{31}{4} \right) (1 - u)^2 + \frac{3}{2} \quad . \quad (5.11)$$

In Figs. 10-12 we compare the available leading-log results and our new results for the inclusive branching ratio for  $B \rightarrow X_s \gamma$  as a function of the top quark mass. A rather crucial parameter is the ratio  $m_c/m_b$ ; it enters both,  $b \rightarrow s\gamma$  through the virtual corrections of  $O_2$  and the semileptonic decay width through phase space. It can be written as  $m_c/m_b = 1 - (m_b - m_c)/m_b$ . While the mass difference  $m_b - m_c$  is determined quite precisely through the  $1/m_Q$  expansion [29] or from the semileptonic  $b \rightarrow c$  spectrum; we use  $m_b - m_c = 3.40$  GeV [30], the  $b$ -quark mass is not precisely known. Using for the  $b$  quark pole mass  $m_{b,pole} = 4.8 \pm 0.15$  GeV one arrives at  $m_c/m_b = 0.29 \pm 0.02$ . In the plots the central values for  $m_{b,pole}$  and  $m_c/m_b$  have been used. Moreover, we put  $V_{cb} = V_{ts}$  and  $V_{tb} = 1$  and also use the central value for the measured semileptonic branching ratio  $\text{BR}_{sl} = 10.4\%$  in eq. (5.8). In all three plots the horizontal dotted curves show the CLEO  $1\sigma$ -limits for the branching ratio  $\text{BR}(B \rightarrow X_s \gamma)$  [2].

In Fig. 10 we show the leading logarithmic result for the branching ratio of  $b \rightarrow s\gamma$ , based on the formula

$$\text{BR}(b \rightarrow s\gamma)^{\text{leading}} = \frac{6\alpha_{em}}{\pi g(m_c/m_b)} |C_7^{(0)eff}|^2 \text{BR}_{sl} \quad . \quad (5.12)$$

Similarly, Fig. 11 exhibits the results also taking into account the Bremsstrahlung corrections and the virtual corrections to  $O_7$  without including the virtual corrections of  $O_2$  and  $O_8$ . We can reproduce this result by putting  $\ell_2 = r_2 = \ell_8 = r_8 = 0$  in our formulae. As noticed in the literature [3, 15], the  $\mu$  dependence in this case is even larger than in the leading logarithmic result shown in Fig. 10. Also, the experimentally allowed region is shown.

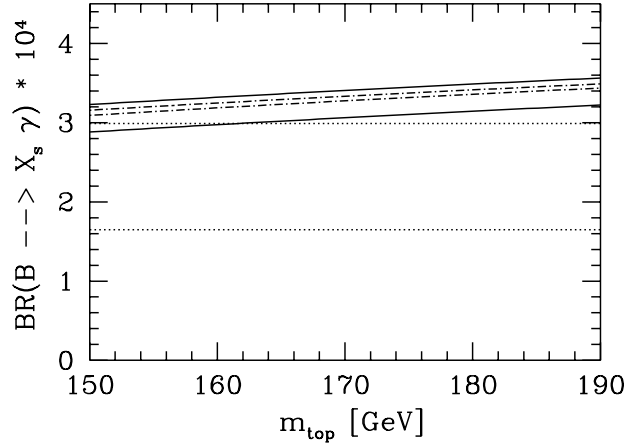


Figure 12: Branching ratio for  $b \rightarrow s\gamma(g)$  based on the complete formulae presented in this section. The upper (lower) solid curve is for  $\mu = m_b/2$  ( $\mu = 2m_b$ ). The dotted curves show the CLEO bounds [2].

The theoretical results shown in Figs. 10 and 11 allowed for a reasonable prediction of the branching ratio within a large error which was essentially determined by the  $\mu$  dependence. As we see, they do agree well with experiment but within large uncertainties.

In Fig. 12, finally, we give the branching ratio based on formula (5.8) which includes all virtual corrections calculated in the present paper. Because all the logarithms of the form  $\alpha_s(m_b)\log(m_b/\mu)$  cancel as discussed above, the  $\mu$  dependence is significantly reduced in our improved calculation (Fig. 12); the bands of scale uncertainty are rather narrow. To illustrate the remaining renormalization scale dependence, we present two 'scenarios' which differ by higher order contributions. First, we take the explicit  $\alpha_s$  factors in eqs. (5.4) and (5.9) at  $\mu = m_b$  as indicated in these formulae; varying  $\mu$  between  $(m_b/2)$  and  $(2m_b)$  in formula (5.4) leads to the dash-dotted curves in Fig. 12. Second, we evaluate the explicit  $\alpha_s$  in eqs. (5.4) and (5.9) at the (variable) scale  $\mu$ . Varying again the scale  $\mu$  between  $(m_b/2)$  and  $(2m_b)$  yields the solid lines in Fig. 12. In both scenarios the upper (lower) curve corresponds to  $\mu = m_b/2$  ( $\mu = 2m_b$ ). We mention that the  $\mu$ -band is larger in the second scenario and it is therefore safer to use this band to obtain a feeling for the remaining scale uncertainties.

While this result shows that the theoretical accuracy can be strongly improved by the next-to-leading calculations, it would be premature to extract a prediction for the branching ratio from Fig. 12 (with obviously a small error) and claim, for instance, a discrepancy with experiment. This only will become possible (with high theoretical precision) if also  $C_7^{eff}$  is known to next-to-leading logarithmic precision. This additional effect will, essentially, shift the narrow bands in Fig. 12, without broadening them substantially. The drastic reduction of the theoretical uncertainties shows that significant experimental improvements are necessary to extract the important information available in these decays.

**Acknowledgements** We thank A. Ali, M. Beneke, R. Blankenbecler, S. Brodsky, J. Hewett, M. Lautenbacher, M. Peskin, J. Soares and M. Worah for discussions. We are particularly indebted to M. Misiak and L. Reina for many useful comments. One of us (C.G.) would like to thank the Institute for Theoretical Physics in Zürich for the kind hospitality.

# Appendix

## A $O_2$ contribution in the ‘t Hooft-Veltman scheme

In this appendix we present the results for the matrix elements of the process  $b \rightarrow s\gamma$  based on the operator  $O_2$ . In addition to the two-loop diagrams shown in Figs. 1 – 4, we also give all the counterterm contributions which multiply the Wilson coefficient  $C_2$ .

### A.1 The ‘t Hooft-Veltman Scheme

In the ‘t Hooft-Veltman scheme [13], the  $d$  dimensions are split into 4 and  $d - 4$ ; the corresponding structures are distinguished by no superscript, by a tilde and by a hat, respectively. There are Lorentz indices in  $d$ , 4 and  $d - 4$  dimensions and the corresponding metric tensors  $g_{\mu\nu}$ ,  $\tilde{g}_{\mu\nu}$  and  $\hat{g}_{\mu\nu}$ . While all the  $\gamma$ -matrices are taken in  $d$  dimensions, their indices are split in 4 and  $d - 4$  components, according to the rules

$$\begin{aligned} g_{\mu\nu} &= \tilde{g}_{\mu\nu} + \hat{g}_{\mu\nu} \\ \tilde{g}_{\mu\nu}\tilde{g}^{\mu\nu} &= 4 \quad , \quad \hat{g}_{\mu\nu}\hat{g}^{\mu\nu} = d - 4 \quad , \\ \tilde{g}_{\mu\nu}\hat{g}^{\mu\nu} &= 0 \quad . \end{aligned} \tag{A.1}$$

The  $\gamma$ -matrices in 4 dimensions ( $\tilde{\gamma}^\mu$ ) and  $(d - 4)$  dimensions ( $\hat{\gamma}^\mu$ ) are defined by  $\tilde{g}^{\mu\nu}\gamma_\nu$  and  $\hat{g}^{\mu\nu}\gamma_\nu$ , respectively. Assuming the usual anticommutation relations of the  $d$ -dimensional Dirac matrices in terms of the  $d$ -dimensional metric tensor  $g_{\mu\nu}$ , one gets the following rules for  $\tilde{\gamma}^\mu$  and  $\hat{\gamma}^\mu$ .

$$\{\tilde{\gamma}^\mu, \tilde{\gamma}^\nu\} = 2\tilde{g}^{\mu\nu} \quad , \quad \{\hat{\gamma}^\mu, \hat{\gamma}^\nu\} = 2\hat{g}^{\mu\nu} \quad , \quad \{\tilde{\gamma}^\mu, \hat{\gamma}^\nu\} = 0 \quad . \tag{A.2}$$

The commutation relations with  $\gamma_5$  are postulated to be

$$\{\tilde{\gamma}^\mu, \gamma_5\} = 0 \quad , \quad [\hat{\gamma}^\mu, \gamma_5] = 0 \quad , \tag{A.3}$$

which is equivalent to defining  $\gamma_5$  by the product  $i\tilde{\gamma}_0\tilde{\gamma}_1\tilde{\gamma}_2\tilde{\gamma}_3$ . This is the only way known to treat  $\gamma_5$  without running into algebraic inconsistencies [31]. Finally, we mention that the chiral vertices in  $d$ -dimensions can be defined in different ways, all having the same formal limit when  $d \rightarrow 4$ . For left- and right- handed currents we follow the common practice and use

$$\tilde{\gamma}^\mu L = R\gamma^\mu L \quad \text{and} \quad \tilde{\gamma}^\mu R = L\gamma^\mu R \quad . \tag{A.4}$$

There are several possibilities to define the operators  $O_7$  and  $O_8$  in  $d$  dimensions (with identical 4 dimensional limit); for example the term  $\sigma^{\mu\nu}$  in eq. (1.2) can be defined to be

$$\sigma^{\mu\nu} = \frac{i}{2}[\gamma^\mu, \gamma^\nu] \quad , \tag{A.5}$$

where  $\gamma^\mu$  and  $\gamma^\nu$  are the “ $d$ -dimensional” matrices, or, alternatively,

$$\sigma^{\mu\nu} = \frac{i}{2}[\tilde{\gamma}^\mu, \tilde{\gamma}^\nu] \quad . \tag{A.6}$$

A difference in the definition will result in a difference of the finite terms in the one-loop matrix elements of these operators.

As the calculation of the one-loop matrix elements of  $O_7$  and  $O_8$  is relatively easy, once an exact definition of the operators has been specified, we give in this appendix only the result for the two-loop contribution of the operator  $O_2$ .

## A.2 One-loop building blocks

The principal steps of the calculation in the HV scheme of the  $O_2$  contribution to the matrix element for  $b \rightarrow s\gamma$  are the same as in the NDR scheme. Therefore, we again start with the one-loop building blocks. For the building block  $I_\beta$  in Fig. 5 we get in the HV scheme

$$I_\beta = -\frac{g_s}{4\pi^2} \Gamma(\epsilon) \mu^{2\epsilon} \exp(\gamma_E \epsilon) \exp(i\pi\epsilon) \int_0^1 dx [x(1-x)]^{-\epsilon} \left[ r^2 - \frac{m_c^2}{x(1-x)} + i\delta \right]^{-\epsilon} \\ \left[ x(1-x) (r_\beta r^\gamma \tilde{\gamma}_\gamma - r^2 \tilde{\gamma}_\beta) + \frac{m_c}{2} r^\gamma (\hat{\gamma}_\beta \tilde{\gamma}_\gamma + \tilde{\gamma}_\beta \hat{\gamma}_\gamma) \right] L \frac{\lambda}{2} , \quad (\text{A.7})$$

while the building block  $J_{\alpha\beta}$  in Fig. 6 reads

$$J_{\alpha\beta} = \frac{eg_s Q_u}{32\pi^2 (1+\epsilon)} R \tilde{\gamma}_\mu \left[ E(\alpha, \beta, r) \Delta i_5 + E(\alpha, \beta, q) \Delta i_6 - E(\beta, r, q) \frac{r_\alpha}{(qr)} \Delta i_{23} \right. \\ \left. - E(\alpha, r, q) \frac{r_\beta}{(qr)} \Delta i_{25} - E(\alpha, r, q) \frac{q_\beta}{(qr)} \Delta i_{26} \right] \tilde{\gamma}^\mu L \frac{\lambda}{2} \\ - m_c \frac{eg_s Q_u}{8\pi^2} \frac{1}{(qr)} R \tilde{\gamma}_\mu \{ \not{r} \not{q} g_{\alpha\beta} - \gamma_\beta \not{q} r_\alpha - \gamma_\alpha \not{q} q_\beta - \gamma_\alpha \gamma_\beta \not{q} \\ + \gamma_\alpha \gamma_\beta (qr) \} \tilde{\gamma}^\mu L \frac{\lambda}{2} \hat{\Delta} . \quad (\text{A.8})$$

The quantities  $E$  and  $\Delta i$  are given in eq. (2.5) and (2.6)-(2.9), respectively. As the  $\Delta i$  are the same as in the NDR scheme, the Ward identities in eq. (2.12) still hold. The additional term  $\hat{\Delta}$  in eq. (A.8) reads

$$\hat{\Delta} = \int_S dx dy (qr) C^{-1-\epsilon} \epsilon \Gamma(\epsilon) \mu^{2\epsilon} e^{\gamma_E \epsilon} , \quad (\text{A.9})$$

where  $C^{-1-\epsilon}$  and the integration range  $S$  are defined in eq. (2.10).

We note that the terms linear in  $m_c$  in eqs. (A.7) and (A.8) are absent in schemes where  $\gamma_5$  has formally the same anticommuting properties as in the 4-dimensional Dirac algebra. Especially, they are absent in the NDR scheme. However, working consistently in the HV scheme, we have to retain these extra terms.

In order to make the comparison with the NDR calculation easier, we discard in a first step these extra  $m_c$  terms and denote again the corresponding results by  $M_2(i)$  where  $i = 1, 2, 3, 4$  numbers the figure in which the corresponding diagrams are shown. In sections A.3, A.4 and A.5 the terms linear in  $m_c$  are left out; they are denoted by  $M_2^c(i)$  and collected in section A.6. Those counterterm contributions involving evanescent operator which generate only terms linear in  $m_c$  are also discussed there.

## A.3 Regularized two-loop contribution of $O_2$

We now give the results for the two-loop diagrams in Figs. 1–4 discarding the linear terms in  $m_c$  in the one-loop building blocks in eqs. (A.7) and (A.8). The results read, using  $z = (m_c/m_b)^2$  and  $L = \log z$ ,

$$M_2(1) = \left\{ \frac{1}{36\epsilon} \left( \frac{m_b}{\mu} \right)^{-4\epsilon} + \frac{1}{216} [40 - (540 + 216L)z] \right.$$

$$\begin{aligned}
& +(216\pi^2 - 540 + 216L - 216L^2)z^2 \\
& -(144\pi^2 + 136 + 240L - 144L^2)z^3] \\
& + \frac{i\pi}{18} [1 - 18z + (18 - 36L)z^2 + (24L - 20)z^3] \Big\} \\
& \times \frac{\alpha_s}{\pi} C_F Q_d \langle s\gamma | O_7 | b \rangle_{tree}
\end{aligned} \tag{A.10}$$

$$\begin{aligned}
M_2(2) = & \left\{ -\frac{1}{18\epsilon} \left( \frac{m_b}{\mu} \right)^{-4\epsilon} + \frac{1}{216} [-17 + (36\pi^2 - 108)z \right. \\
& - 144\pi^2 z^{3/2} + (648 - 648L + 108L^2)z^2 \\
& \left. + (120\pi^2 - 314 + 12L + 288L^2)z^3] \right\} \\
& \times \frac{\alpha_s}{\pi} C_F Q_d \langle s\gamma | O_7 | b \rangle_{tree}
\end{aligned} \tag{A.11}$$

$$\begin{aligned}
M_2(3) = & \left\{ -\frac{1}{8\epsilon} \left( \frac{m_b}{\mu} \right)^{-4\epsilon} + \frac{1}{48} [-93/2 \right. \\
& + (72 - 12\pi^2 - 96\zeta(3) + (96 - 24\pi^2)L + 12L^2 + 8L^3)z \\
& + (60 + 24\pi^2 - 96\zeta(3) + (24 - 24\pi^2)L - 24L^2 + 8L^3)z^2 \\
& - (68 - 48L)z^3] \\
& + \frac{i\pi}{12} [-3 + (24 - 2\pi^2 + 6L + 6L^2)z \\
& + (6 - 2\pi^2 - 12L + 6L^2)z^2 + 12z^3] \Big\} \\
& \times \frac{\alpha_s}{\pi} C_F Q_u \langle s\gamma | O_7 | b \rangle_{tree}
\end{aligned} \tag{A.12}$$

$$\begin{aligned}
M_2(4) = & \left\{ -\frac{1}{4\epsilon} \left( \frac{m_b}{\mu} \right)^{-4\epsilon} - \frac{1}{24} [93/4 \right. \\
& + (-24 + 2\pi^2 + 24\zeta(3) - (12 - 6\pi^2)L + 2L^3)z \\
& + (-12 - 4\pi^2 - 48\zeta(3) + 12L - 6L^2 + 2L^3)z^2 \\
& \left. + (-6 + 6\pi^2 - 24L + 18L^2)z^3] \right\} \\
& \times \frac{\alpha_s}{\pi} C_F Q_u \langle s\gamma | O_7 | b \rangle_{tree}
\end{aligned} \tag{A.13}$$

A comparison with the corresponding NDR scheme expressions in section 2.1 shows that the imaginary parts are identical for each set  $M_2(i)$ . This property has to be satisfied because these imaginary parts can be derived by cutting rule techniques where no regularization is necessary. As expected, the only difference between the two schemes is in the  $m_c^2$  independent terms of the real part.



## A.4 Counterterms

There are several counterterm contributions (multiplying  $C_2$ ) which all have to be taken into account. As noted, in this section we only give the counterterms whose effects do not lead to terms linear in  $m_c$ . There is just one such counterterm coming from  $\delta Z_{27} O_7$ . The operator renormalization constant  $Z_{27}$  [11] reads

$$\delta Z_{27} = \frac{\alpha_s}{\pi\epsilon} \left( \frac{3}{8} Q_u + \frac{1}{36} Q_d \right) C_F \quad . \quad (\text{A.14})$$

Defining

$$M_{27} = \langle s\gamma | \delta Z_{27} O_7 | b \rangle \quad , \quad (\text{A.15})$$

the counterterm contribution is given by

$$M_{27} = \frac{\alpha_s}{\pi} \left( \frac{3Q_u C_F}{8} + \frac{Q_d C_F}{36} \right) \frac{1}{\epsilon} \langle s\gamma | O_7 | b \rangle_{tree} \quad . \quad (\text{A.16})$$

## A.5 Renormalized contribution proportional to $C_2$

Adding the two-loop diagrams (eqs. (A.10), (A.11), (A.12) and (A.13)) and the counterterm (eq. (A.16)), we arrive at the renormalized contribution which we denote by  $M_2$ .

$$M_2 = M_2(1) + M_2(2) + M_2(3) + M_2(4) + M_{27} \quad . \quad (\text{A.17})$$

Inserting  $C_F = 4/3$ ,  $Q_u = 2/3$  and  $Q_d = -1/3$  we get in the HV scheme

$$M_2 = \langle s\gamma | O_7 | b \rangle_{tree} \frac{\alpha_s}{4\pi} \left( \ell_2 \log \frac{m_b}{\mu} + r_2 \right) \quad , \quad (\text{A.18})$$

with

$$\ell_2 = \frac{416}{81} \quad (\text{A.19})$$

$$\begin{aligned} \Re r_2 = & \frac{2}{243} \left\{ -860 + 144\pi^2 z^{3/2} \right. \\ & + \left[ 1728 - 180\pi^2 - 1296\zeta(3) + (1296 - 324\pi^2)L + 108L^2 + 36L^3 \right] z \\ & + \left[ 648 + 72\pi^2 + (432 - 216\pi^2)L + 36L^3 \right] z^2 \\ & \left. + \left[ -54 - 84\pi^2 + 1092L - 756L^2 \right] z^3 \right\} \end{aligned} \quad (\text{A.20})$$

$$\Im r_2 = \frac{16\pi}{81} \left\{ -5 + \left[ 45 - 3\pi^2 + 9L + 9L^2 \right] z + \left[ -3\pi^2 + 9L^2 \right] z^2 + \left[ 28 - 12L \right] z^3 \right\} \quad (\text{A.21})$$

Again,  $\Re r_2$  and  $\Im r_2$  denote the real and the imaginary part of  $r_2$ , respectively. Comparing with the final renormalized expression  $M_2$  in the NDR scheme, given in section 2.3, we conclude again that the scheme dependence only affects the  $m_c^2$  independent term in the real part of  $r_2$ .

## A.6 Terms linear in $m_c$

Finally, we collect the linear  $m_c$ - terms of the two-loop digrams which stems from in the building blocks in eqs. (A.7) and (A.8). We obtain

$$M_2^c(1) = -\frac{1}{24} \left[ \frac{2}{\epsilon} + 17 - 8 \log \frac{m_b}{\mu} + 4\pi i \right] \frac{\alpha_s}{\pi} C_F Q_d \langle s\gamma | O_{7L}^{new} | b \rangle_{tree} \quad (A.22)$$

$$M_2^c(2) = -\frac{1}{24} \left[ \frac{2}{\epsilon} + 11 - 8 \log \frac{m_b}{\mu} \right] \frac{\alpha_s}{\pi} C_F Q_d \langle s\gamma | O_{7R}^{new} | b \rangle_{tree} \quad (A.23)$$

$$M_2^c(3) + M_2^c(4) = -\frac{1}{4} \left[ \frac{2}{\epsilon} + 3 - 8 \log \frac{m_c}{\mu} \right] \frac{\alpha_s}{\pi} C_F Q_u \langle s\gamma | O_7^{new} | b \rangle_{tree} \quad , \quad (A.24)$$

where the new-induced magnetic type operator  $O_7^{new}$  in eq. (A.24) reads

$$O_7^{new} = m_c(\mu) \frac{e}{16\pi^2} \bar{s} \sigma_{\mu\nu} b F^{\mu\nu} \quad . \quad (A.25)$$

The operators  $O_{7L}^{new}$  or  $O_{7R}^{new}$ , which only enter in intermediate steps, contain an additional left- or right- handed projection operator after the  $\sigma_{\mu\nu}$  term in eq. (A.25).

In addition to these two-loop diagrams, there are two counterterms proportional to evanescent operators which lead to terms linear in  $m_c$ . The first (denoted by  $1/\epsilon O_{4Fermi}^{ev}$ ) comes from one-loop gluon corrections to the four-Fermi operator  $O_2$  and is given explicitly in ref. [32]. As we use this operator only as an insertion into the matrix element for  $b \rightarrow s\gamma$ , we adapt the general color structure given in [32] for this special case. In our notation this counterterm takes the form

$$\frac{1}{\epsilon} O_{4Fermi}^{ev} = -\frac{\alpha_s}{8\pi} \frac{1}{\epsilon} C_F E_{HV} \quad , \quad (A.26)$$

with

$$\begin{aligned} E_{HV} = & -12\epsilon (\Gamma_- \otimes \Gamma_+ + \Gamma_+ \otimes \Gamma_-) - [\tilde{\gamma}_\tau \tilde{\gamma}_\rho \hat{\gamma}_\mu \gamma_5 \otimes \tilde{\gamma}^\tau \tilde{\gamma}^\rho \hat{\gamma}^\mu \gamma_5 + 2\hat{\gamma}_\mu \otimes \hat{\gamma}^\mu - 2\hat{\gamma}_\mu \gamma_5 \otimes \hat{\gamma}^\mu \gamma_5] \\ & - [\gamma_\mu \gamma_\rho \Gamma_- \gamma^\rho \gamma^\mu \otimes \Gamma_- - \gamma_\mu \gamma_\rho \Gamma_- \otimes \Gamma_- \gamma^\rho \gamma^\mu - \Gamma_- \gamma_\rho \gamma_\mu \otimes \gamma^\mu \gamma^\rho \Gamma_- + \Gamma_- \otimes \gamma_\mu \gamma_\rho \Gamma_- \gamma^\rho \gamma^\mu] \quad , \end{aligned} \quad (A.27)$$

where  $\Gamma_\pm = \tilde{\gamma}_\mu (1 \pm \gamma_5)/2$ . Its contribution to the amplitude for  $b \rightarrow s\gamma$  is

$$M_2^{ev}[\text{four-Fermi}] = \left( \frac{1}{\epsilon} - 2 \log \frac{m_c}{\mu} \right) \frac{\alpha_s}{\pi} C_F Q_u \langle s\gamma | O_7^{new} | b \rangle_{tree} \quad . \quad (A.28)$$

The second counterterm (denoted by  $1/\epsilon O_{penguin}^{ev}$ ) corresponds to the  $1/\epsilon$  pole term in  $m_c$ -term in the one-loop building block  $I_\beta$  in eq. (A.7). It can be written as

$$\frac{1}{\epsilon} O_{penguin}^{ev} = \frac{1}{\epsilon} \frac{g_s}{16\pi^2} m_c \bar{s} R \sigma_{\mu\nu} L \frac{\lambda^A}{2} b G_A^{\mu\nu} \quad . \quad (A.29)$$

Its contribution to the amplitude  $b \rightarrow s\gamma$  is given by 6 graphs whose Feynman diagrams are similar to those shown in Fig. 9. The 3 diagrams, where the gluon is absorbed by the  $s$ -quark, read

$$M_2^{ev}(\text{penguin } a) = \frac{1}{36} \left[ \frac{6}{\epsilon} + 19 - 12 \log \frac{m_b}{\mu} + 6\pi i \right] \frac{\alpha_s}{\pi} C_F Q_d \langle s\gamma | O_{7L}^{new} | b \rangle_{tree} \quad , \quad (A.30)$$

while the diagrams where the gluon is absorbed by the  $b$ -quark is given by

$$M_2^{ev}(\text{penguin } b) = \frac{1}{18} \left[ \frac{3}{\epsilon} + 5 - 6 \log \frac{m_b}{\mu} \right] \frac{\alpha_s}{\pi} C_F Q_d \langle s\gamma | O_{7R}^{new} | b \rangle_{tree} \quad . \quad (\text{A.31})$$

Adding the contributions of the two-loop diagrams in eqs. (A.22, A.23, A.24) and the counterterm contributions in eqs. (A.28, A.30, A.31), we end up with a total linear  $m_c$  term of the form

$$M_2^c[\text{two loop} + \text{countert.}] = \frac{\alpha_s}{\pi} C_F \left[ \frac{Q_d}{72} \left( \frac{6}{\epsilon} - 13 \right) + \frac{Q_u}{4} \left( \frac{2}{\epsilon} - 3 \right) \right] \langle s\gamma | O_7^{new} | b \rangle_{tree} \quad . \quad (\text{A.32})$$

Of course, this result can be made finite by introducing a corresponding counterterm proportional to  $O_7^{new}$  given in eq. (A.25) which minimally subtracts the  $1/\epsilon$ -pole in eq. (A.32).

At this point one might ask why these additional operators appearing in this subsection do not appear in the literature [11] where the singularity structure of these graphs have been worked out in order to extract the  $O(\alpha_s)$  anomalous dimension matrix. We also note that there are other new operators induced if one looks e.g. at the analogous two-loop corrections to  $b \rightarrow s\gamma$  associated to other Four-Fermi operators. For example, the corrections to  $O_3$  generate a new magnetic type operator, where  $m_c$  in eq. (A.25) is replaced by  $m_b$ .

To absorb all the divergencies one clearly has to enlarge the operator basis in this scheme. However, we believe that it is correct to ignore these additional operators for the leading logarithmic result for  $b \rightarrow s\gamma$ . The reason is the following: First, the new operators do not mix into the old ones given in eq. (1.2) at  $O(\alpha_s)$ ; therefore, the old operators run in the same way with or without including the new operators. Second, in the  $O(\alpha_s^0)$  matching (at  $\mu = m_W$ ), the new coefficients have to be zero, as one can easily see. Third, the absence of a  $\log(\mu)$  term in eq. (A.32) indicates, that the four-Fermi operators do not induce any running of the new operators at the leading logarithmic level. The only way, the new magnetic operators could run is by multiplicative renormalization. But as these operators have zero initial value as discussed above, also this effect is unimportant: To leading logarithmic precision the Wilson coefficients of the new operators are zero at each renormalization scale. Therefore the new operators certainly do not change the leading logarithmic physics. Equivalently, one can say that one can throw away the terms proportional to  $m_c$  in the building blocks in eqs. (A.7) and (A.8) when working at leading order.

However, our result in eq. (A.32) shows that the matrix element of  $O_2$  leads to finite terms (which are of next-to-leading order) linear in  $m_c$  when calculated in the HV scheme. It would be very interesting to see, if these linear  $m_c$  term are cancelled by the next-to-leading Wilson coefficients of the new operators. Such a cancellation is expected to occur, of course, because in any other scheme which respects the 4-dimensional chirality properties, these terms do not appear.

## B Bremsstrahlung corrections

In order to make the paper self-contained, we give in this appendix the formulae for the process  $b \rightarrow s\gamma g$  based on the operators  $O_2$ ,  $O_7$  and  $O_8$  in the NDR scheme. As we have given the analogous virtual corrections to  $b \rightarrow s\gamma$  in the limit  $m_s \rightarrow 0$ , we also present the Bremsstrahlung corrections for this case.

We denote the various contributions to the Bremsstrahlung decay width  $\Gamma^b$  by  $\Gamma_{22}^b$ ,  $\Gamma_{77}^b$ ,  $\Gamma_{88}^b$ ,  $\Gamma_{27}^b$ ,  $\Gamma_{28}^b$ ,  $\Gamma_{78}^b$ ; for example,  $\Gamma_{22}^b$  is based on the matrix element squared of  $O_2$ , while  $\Gamma_{27}^b$  is an interference term between the matrix element of  $O_2$  and  $O_7$ , etc. .

Note that all the interference terms and  $\Gamma_{22}^b$  are infrared (and collinear) finite. The sum of these four finite contributions is given by

$$\Gamma_F^{brens} = \frac{G_F^2 |\lambda_t|^2 \alpha_{em} \alpha_s}{768 \pi^5 m_b} \int_{PS} dE_g dE_\gamma (\tau_{22} + \tau_{27} + \tau_{28} + \tau_{78}) \quad (B.1)$$

$$\tau_{22} = 2m_b^2 Q_u^2 C_2^2(\mu) |\kappa|^2 (m_b^2 - 2(qr)) \quad (B.2)$$

$$\tau_{27} = -32m_b^2 Q_u C_2(\mu) C_7^{eff}(\mu) (qr) Re(\kappa) \quad (B.3)$$

$$\tau_{28} = -32m_b^2 Q_u Q_d C_2(\mu) C_8^{eff}(\mu) (qr) Re(\kappa) \quad (B.4)$$

$$\tau_{78} = -128m_b^2 Q_d C_7^{eff}(\mu) C_8^{eff}(\mu) (qr) \frac{m_b^4 + 2(pq)(pr)}{(pq)(pr)} , \quad (B.5)$$

where as in the previous sections  $p$ ,  $p'$ ,  $q$  and  $r$  denote the four-momenta of the  $b$ - and the  $s$ -quark, the photon and the gluon respectively. The function  $\kappa$  is defined as

$$\kappa = \frac{4(2G(t) + t)}{t} \quad ; \quad t = \frac{2(qr)}{m_c^2} \quad (B.6)$$

$$G(t) = \int_0^1 \frac{dy}{y} \log [1 - ty(1 - y) - i\epsilon] \quad . \quad (B.7)$$

The phase space boundaries (denoted above by  $PS$ ) are given by

$$E_\gamma \in [0, \frac{m_b}{2}]; \quad E_g \in [\frac{m_b}{2} - E_\gamma, \frac{m_b}{2}]. \quad (B.8)$$

Note, that the function  $\kappa$  in eq. (B.6) is finite for  $m_c \rightarrow 0$ . Therefore also the Bremsstrahlung corrections have a finite limit for  $m_c \rightarrow 0$ .

$\Gamma_{77}^b$  is singular for  $E_g \rightarrow 0$  or  $\vec{r} \parallel \vec{p}'$ . As it cancels the corresponding singularity of the virtual corrections to  $O_7$ , we have taken into account the contribution  $\Gamma_{77}^b$  already in section 3, i.e.,  $\Gamma_{77}^b$  is contained in the finite quantity in eq. (3.3).

Finally,  $\Gamma_{88}^b$  is singular for  $E_\gamma \rightarrow 0$  or  $\vec{q} \parallel \vec{p}'$ . These singularities can be removed by adding the virtual photon corrections to  $b \rightarrow sg$ . This finite sum  $\Gamma_{88}$  can easily be obtained from  $\Gamma_{77}$  in eq. (3.3). It reads

$$\Gamma_{88} = \frac{m_b^5}{96\pi^5} |G_F Q_d C_8^{eff} \lambda_t|^2 \alpha_{em} \alpha_s \left( \frac{16}{3} - \frac{4\pi^2}{3} + 4 \log \frac{m_b}{\mu} \right) \quad . \quad (B.9)$$

To summarize, the total inclusive decay width  $\Gamma$  for  $B \rightarrow X_s + \gamma$  is then given by  $\Gamma = \Gamma^{virt} + \Gamma_F^{brens} + \Gamma_{88}$ , where  $\Gamma^{virt}$ ,  $\Gamma_F^{brens}$  and  $\Gamma_{88}$  are given in eqs. (5.6), (B.1) and (B.9), respectively.

## References

- [1] R. Ammar et al. (CLEO Collaboration), Phys. Rev. Lett. **71** (1993) 674.
- [2] M.S. Alam et al. (CLEO Collaboration), Phys. Rev. Lett. **74** (1995) 2885.
- [3] A. Ali and C. Greub, Z. Phys. **C49** (1991) 431; Phys. Lett. **B259** (1991) 182.  
A. Ali and C. Greub, Phys. Lett. **B287** (1992) 191.  
A. Ali and C. Greub, Z. Phys. **C60** (1993) 433.
- [4] A. Ali and C. Greub, Phys. Lett. **B361** (1995) 146.
- [5] R.D. Dikeman, M. Shifman, and R.G. Uraltsev, Preprint TPI-MINN-95/9-T, UMN-TH-1339-95, UND-HEP-95-BIG05 (hep-ph/9505397).
- [6] A.J. Buras, M. Misiak, M. Münz, and S. Pokorski, Nucl. Phys. **B424** (1994) 374.
- [7] M. Ciuchini et al., Phys. Lett. **B334** (1994) 137.
- [8] J.M. Soares, Phys. Rev. **D49** (1994) 283.
- [9] B. Grinstein, R. Springer, and M.B. Wise, Phys. Lett. **202** (1988) 138; Nucl Phys. **B339** (1990) 269.
- [10] T. Inami and C.S. Lim, Prog. Theor. Phys. **65** (1981) 297.
- [11] M. Ciuchini et al., Phys. Lett. **B316** (1993) 127; Nucl. Phys. **B415** (1994) 403;  
G. Cella et al., Phys. Lett. **B325** (1994) 227.  
M. Misiak, Nucl. Phys. **B393** (1993) 23; Erratum ibid. **B439** (1995) 461.
- [12] A. Ali, G. Giudice, and T. Mannel, Z. Phys. **C67** (1995) 417.
- [13] G. 't Hooft and M. Veltman, Nucl. Phys. **B44** (1972) 189.
- [14] A. Ali and C. Greub, in preparation.
- [15] N. Pott, preprint Tech. Univ. Munich, TUM-T31-93/95 (hep-ph/9512252).
- [16] K. Adel and Y.-P. Yao, Phys. Rev. **D49** (1994) 4945.
- [17] M. Abramowitz and Irene Stegun (eds.), Pocketbook of Mathematical Functions, Verlag Harri Deutsch Frankfurt/Main 1984.
- [18] H. Simma and D. Wyler, Nucl. Phys. **B 344** (1990) 283;
- [19] E.E. Boos and A.I. Davydychev, Theor. Math. Phys. **89** (1992) 1052.
- [20] N.I. Usyukina, Theor. Math. Phys. **79** (1989) 385, **22** (1975) 211.
- [21] V.A. Smirnov, Renormalization and Asymptotic Expansions, Birkhäuser Basel 1991.
- [22] A. Erdelyi (ed.), Higher Transcendental Functions, McGraw New York 1953.

- [23] J.M. Soares, Nucl. Phys. **B367** (1991) 575.
- [24] A. C. Hearn, REDUCE User's Manual, The Rand Coorporation, Santa Monica, California, 1987.
- [25] M. Jamin and M. E. Lautenbacher, Comput. Phys. Commun. **74** (1993) 265. 11, 39, 55.
- [26] A. Heck, Introduction to Maple, Springer-Verlag New York, Inc., (1993), ISBN 0-387-97662-0.
- [27] L. Gibbons (CLEO Collaboration), in Proceedings of the XXX Rencontres de Moriond, Les Arcs, March 1994.
- [28] G. Corbo, Nucl. Phys. **B212** (1983) 99; N. Cabibbo, G. Corbo, and L. Maiani, it ibid. **B155** (1979) 93.
- [29] I. Bigi et al., Phys. Rev. Lett. **71** (1993) 496.
- [30] M. Shifman, N.G. Uraltsev, and A. Vainshtein, Phys. Rev. **D51** (1995) 2217; M.B. Voloshin, TPI-MINN-94/38-T (hep-ph/9411296).
- [31] P. Breitenlohner and D. Maison, Commun. Math. Phys. **52** (1977) 11, 39, 55.
- [32] A.J. Buras, P. H. Weisz, Nucl. Phys. **B333** (1990) 66.