

January 1996
 hep-ph/9601336

SNUTP 95-103
 Brown-HET-1016
 ULG-PNT-95-1-JRC

SIMPLE POLE FITS TO pp AND $\bar{p}p$ TOTAL CROSS SECTIONS AND REAL PARTS

Jean-René Cudell

Inst. de Physique, U. de Liège, Bât. B-5, Sart Tilman, B4000 Liège, Belgium
 cudell@gw.unipc.ulg.ac.be

Kyungsik Kang¹

Physics Department, Brown University, Providence, RI 02912, U.S.A.
 kang@het.brown.edu

and

Sung Ku Kim²

Dept. of Physics, Ewha Women's University, Seoul 120-750, Korea
 skkim@mm.ewha.ac.kr

Abstract

The Donnachie-Landshoff fit of total cross sections has now become a standard reference for models of total, elastic and diffractive cross-sections. Adopting their philosophy that simple-pole exchanges should account for all data to present energies, we assess the uncertainties on their fits, and show that the pomeron intercept which controls total cross sections and the real part of the elastic amplitude, can lie anywhere between 1.07 and 1.1, with a preferred value 1.094.

¹supported in part by the USDOE contract DE-FG02-91ER 40688-Task A.

²supported in part by the Korea Science and Engineering Foundation through the Center for Theoretical Physics, Seoul National University, and by the Ministry of Education through contract BSRI-95-2427.

1 Introduction

In Regge theory, the energy dependence of total and elastic cross sections emerges as a result of the analytic structure of the hadronic amplitude. The simplest singularities are poles in the J -plane, which correspond to the existence of bound states of mass M and spin J with:

$$J = \alpha(M^2) \tag{1}$$

The sum of the exchanges of all the particles on a trajectory $\alpha(M^2)$ leads to a hadronic amplitude which behaves, for $s \rightarrow \infty$ and $t = M^2 < 0$ finite, as:

$$\mathcal{A}(s, t) = C s^{\alpha(M^2=t)} \pm (s \rightarrow -s) \tag{2}$$

The last term, which arises from s to u crossing, is usually included as a Regge signature factor. Its sign depends on the charge parity of the exchange.

Meson trajectories are observed to be linear, as can be understood in a string model:

$$\alpha(M^2) = \alpha_0 + \alpha' M^2 \tag{3}$$

with α_0 the intercept, and α' the slope of the trajectory. In particular, total cross sections are related to $\mathcal{A}(s, t = M^2 = 0)$ and involve only the intercept of the trajectory. Many such trajectories are present, but at high-energy, only the highest trajectories will contribute: the others are suppressed by a power of s . Hence, from the observed meson spectrum, one expects the total cross section to fall like $1/\sqrt{s}$, as the leading trajectories are that of ρ , ω , a and f mesons, with intercepts close to 0.5.

It is well-known that total cross sections rise at high energy. Hence one needs one further ingredient to account for this. The simplest object would then be another Regge trajectory, the pomeron, with an intercept greater than 1. This object has been hypothesized a long time ago [1], and presumably arises from the gauge sector of QCD. Its intercept and slope are then fundamental numbers characterizing the pure gauge sector of Yang-Mills SU(3).

There has been a renewed interest in this question after the observation of rapidity gaps in deep inelastic ep scattering at HERA [2], and the suggestion that such cross sections might be used for the detection of new physics [3, 4]. One can view the emergence of gaps as resulting from the emission of a pomeron by the colliding proton (which then remains in a colour-singlet state)

followed by a pomeron-photon collision. The cross section is then described by the product of two factors, the pomeron flux and the pomeron structure function. The pomeron flux behaves as $x_P^{(1-2\alpha_P)}$, with x_P the fraction of the proton momentum carried off by the pomeron. The validity of this picture, as well as the measurement of the pomeron structure function, hence depend on a precise determination of the pomeron intercept.

Extrapolation of these cross sections to LHC energies also depends crucially on the value of the intercept. Hence we propose in this letter to re-evaluate the simple-pole parametrisation and to estimate the errors on the various parameters.

2 The Donnachie-Landshoff fit

Donnachie and Landshoff have proposed[5] to fit the pp and $\bar{p}p$ cross section using a minimal number of trajectories. The higher meson trajectories are those of the a/f ($C=+1$) and the ρ/ω ($C=-1$), to which they add a pomeron trajectory. They fit data for $s > 100 \text{ GeV}^2$, as lower trajectories would then contribute less than 1%, which is less than the errors on the data. The result of their fit [6] is a pomeron intercept of 1.0808, for which they did not quote a χ^2 or error bars.

We show in Table 1 our results for such a fit. We use the usual definition

$$\chi^2 = \sum_i \left(\frac{d_i - s_i^{-1} \text{Im}\mathcal{A}(s_i, 0)}{e_i} \right)^2 \quad (4)$$

with $d_i \pm e_i$ the measured total pp or $\bar{p}p$ cross section at energy $\sqrt{s_i}$, and

$$\text{Im}\mathcal{A}(s, 0) = C_- s^{\alpha_m} + C_+ s^{\alpha_m} + C_P s^{\alpha_P} \quad (5)$$

where C_- flips sign when going from pp to $\bar{p}p$. The error are the 1σ errors corresponding to Eq. (4), as calculated by MINUIT [7]. We use the same data set as DL [8]³, and show our results in Table 1.

Note that we have not been able to reproduce the central value found by Donnachie and Landshoff. To evaluate the quality of the fit, one has to note that the best $\chi^2/d.o.f$ obtainable is 1.3, hence this fit is as good

³We have also considered another data set [9, 10], and our conclusions are not affected by this choice

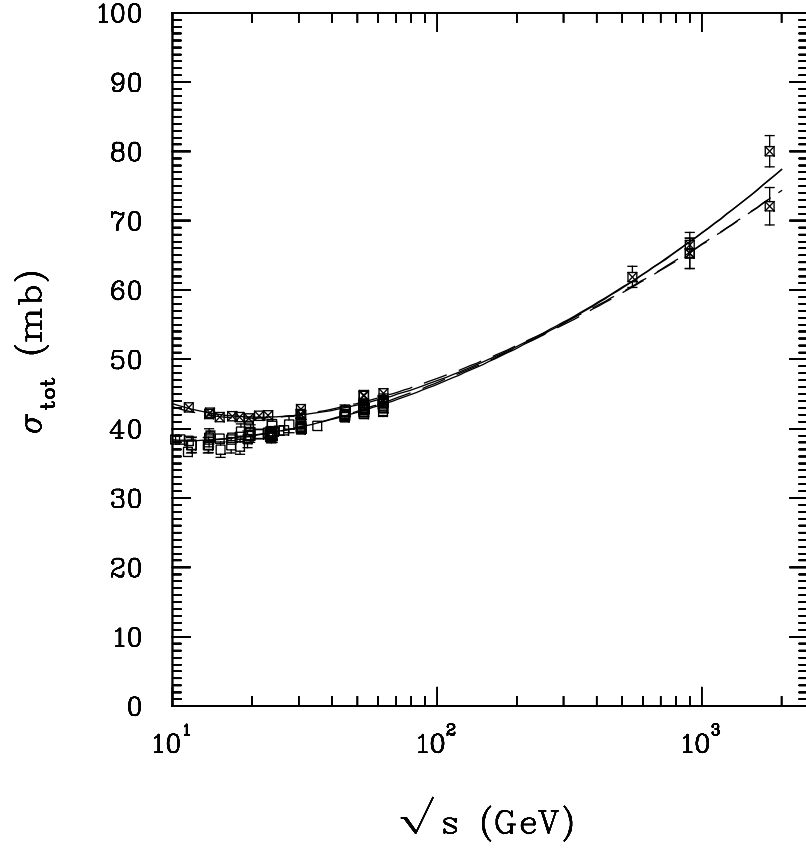


Figure 1: DL-like (dashed, corresponding to the DL intercepts) and minimum- χ^2 (plain, corresponding to Eq. (7)) fits to the pp and $\bar{p}p$ total cross sections.

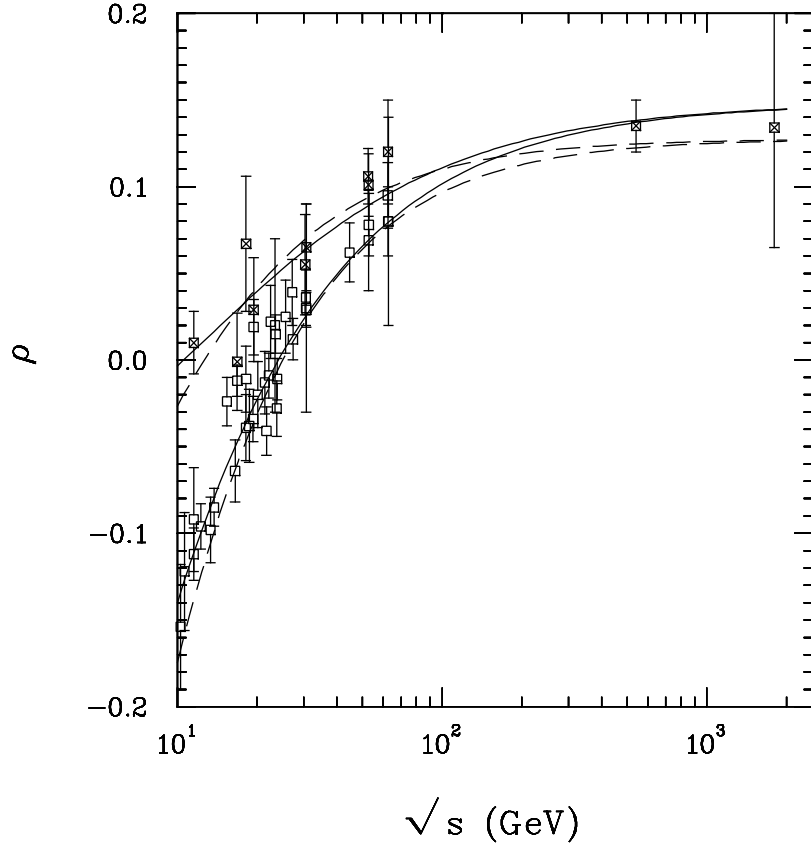


Figure 2: DL-like (dashed, corresponding to the DL intercepts) and minimum χ^2 (plain, corresponding to Eq. (7)) fits to the pp and $\bar{p}p$ ratios $\rho = \frac{\mathcal{R}\mathcal{A}(s,0)}{\mathcal{I}m\mathcal{A}(s,0)}$.

parameter	DL (E710)	DL (CDF)
χ^2	153.19	160.1
χ^2 per d.o.f.	1.36	1.42
pomeron intercept-1	$0.0833^{+0.0033}_{-0.0032}$	$0.088^{+0.0031}_{-0.0034}$
pomeron coupling	$20.87^{+0.71}_{-0.74}$	$19.8^{+0.70}_{-0.73}$
ρ/ω intercept-1	$-0.385 \pm^{+0.033}_{-0.031}$	$-0.361^{+0.029}_{-0.028}$
ρ/ω coupling $C_-(pp)$	$-14.3^{+2.2}_{-2.7}$	$-12.5^{+1.9}_{-2.3}$
a/f intercept-1	same as ρ/ω	same as ρ/ω
a/f coupling	$60.6^{+6.8}_{-5.7}$	$58.7^{+6.0}_{-5.1}$
$\sigma(1.8 \text{ TeV})$	73.1	74.9

Table 1: Simple pole fit to total pp and $\bar{p}p$ cross sections, assuming degenerate $C = +1$ and $C = -1$ exchanges. Cross sections and couplings are in mb in this table and the following ones.

as any. Its rather high value is due to the fact that several ISR data are incompatible, at the 3σ level. The parametrisation reproduces very well the E710 measurement, but can accommodate the CDF point only at the 2.3σ level. Forcing a fit to the CDF central value brings the χ^2 to jump to 187. We find that adding a further trajectory (be it $C=+$ or -1) does not help reproduce the CDF point.

It is clear however that DL did not consider the maximum set of data, as the knowledge of the intercept is sufficient to determine the value of the real part of the amplitude, using crossing symmetry. We use the data collected in Ref. [9], and obtain an appreciably worse fit, shown in Table 2. Not only is this fit much worse than that of Ref. [10], but also the resulting value of the pomeron intercept is changed by an appreciable amount. The values of the intercepts determined by DL lead to a χ^2 of 301, and the resulting fit is represented by the dashed lines in Figures 1 and 2.

We shall now see how modest changes in the physics lead to a good χ^2 and a stable intercept.

parameter	DL (E710)	DL (CDF)
χ^2	265.4	281.6
χ^2 per d.o.f.	1.61	1.70
pomeron intercept-1	0.075 ± 0.0022	0.078 ± 0.0022
pomeron coupling	22.7 ± 0.47	22.06 ± 0.47
ρ/ω intercept-1	-0.432 ± 0.015	-0.420 ± 0.014
ρ/ω coupling $C_-(pp)$	$-17.6^{+1.5}_{-1.7}$	$-16.3^{+1.4}_{-1.5}$
a/f intercept-1	same as ρ/ω	same as ρ/ω
a/f coupling	$62.5^{+3.0}_{-2.9}$	$62.4^{+2.9}_{-2.8}$
$\sigma(1.8 \text{ TeV})$	70.3	71.6

Table 2: Simple pole fit to total pp and $\bar{p}p$ cross sections, and to the ρ parameter, assuming degenerate $C = +1$ and $C = -1$ meson exchanges.

3 Dependence on lower trajectories

There is no fundamental reason to assume that the ρ , ω , f and a trajectories are degenerate. We show the mass-spectrum data [11] in Figure 3, as well as the separate best fits. The trajectories plotted correspond to the following equations:

$$\begin{aligned}
\alpha_\omega(t) &= (0.3467 \pm 0.0043) + (0.9213 \pm 0.0071)t \\
\alpha_\rho(t) &= (0.5154 \pm 0.0014) + (0.8198 \pm 0.0014)t \\
\alpha_a(t) &= (0.541 \pm 0.061) + (0.839 \pm 0.035)t \\
\alpha_f(t) &= (0.697 \pm 0.021) + (0.801 \pm 0.012)t
\end{aligned} \tag{6}$$

At this point, it is tempting to use the central values of Eq. (6) for the lower trajectories. Such a procedure produces a χ^2 of the order of 230, and a pomeron intercept of 1.095. However, such a procedure is not satisfactory because it excludes the possibility of a mixing of the f and the pomeron, or of the simultaneous exchange of several trajectories.

On the other hand, the data is not constraining enough to determine the four meson trajectory intercepts together with the pomeron intercept. We adopt an intermediate approach, which is to assume the exchange of separate

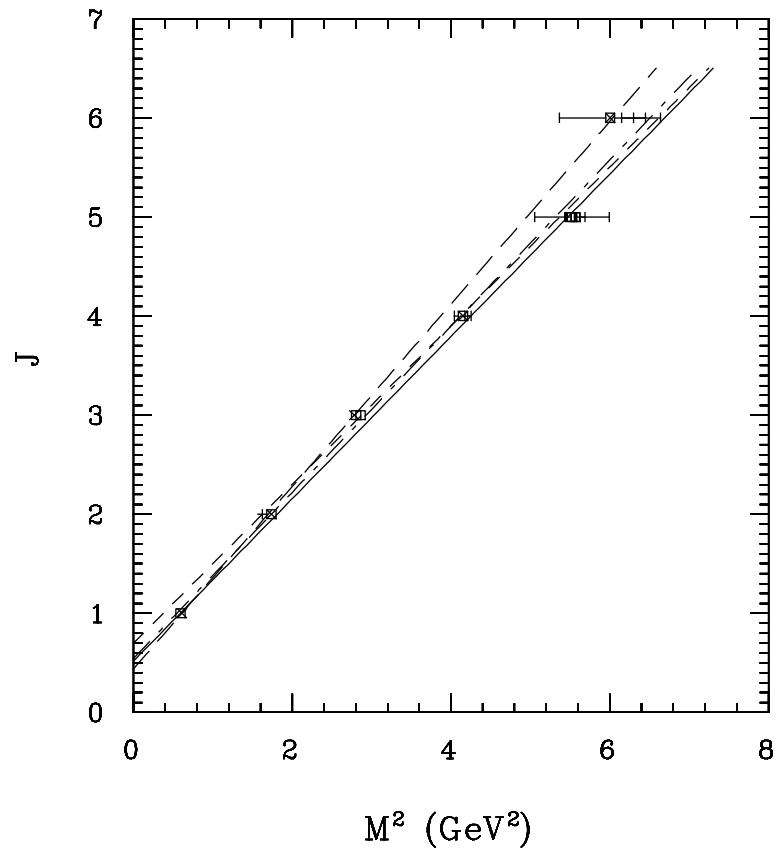


Figure 3: Best fit to the lower trajectories.

parameter	E710	CDF	combined
χ^2	222.8	224.7	227.1
χ^2 per d.o.f.	1.35	1.36	1.37
pomeron intercept-1	$0.091^{+0.003}_{-0.004}$	0.096 ± 0.004	$0.0937^{+0.0034}_{-0.0033}$
pomeron coupling	$19.11^{+0.89}_{-0.69}$	$18.10^{+0.76}_{-0.79}$	$18.52^{+0.71}_{-0.73}$
ρ/ω intercept-1	$-0.514^{+0.023}_{-0.027}$	$-0.513^{+0.024}_{-0.026}$	$-0.514^{+0.024}_{-0.026}$
ρ/ω coupling $C_-(pp)$	$-29.0^{+3.7}_{-4.9}$	$-28.9^{+3.8}_{-4.6}$	$-29.01^{+3.8}_{-4.6}$
a/f intercept-1	$-0.337^{+0.018}_{-0.024}$	-0.318 ± 0.020	-0.326 ± 0.020
a/f coupling	$55.9^{+3.4}_{-2.6}$	$55.4^{+2.8}_{-2.7}$	$55.7^{+2.9}_{-2.7}$
$\sigma(1.8 \text{ TeV})$	74.9	76.7	76.0
$\sigma(10 \text{ TeV})$			104.2
$\sigma(14 \text{ TeV})$			111.0

Table 3: Simple pole fit to total pp and $\bar{p}p$ cross sections, and to the ρ parameter, with non-degenerate $C = +1$ and $C = -1$ meson exchanges.

+ and - trajectories with independent intercepts:

$$\mathcal{Im}\mathcal{A}(s, 0) = C_- s^{\alpha_-} + C_+ s^{\alpha_+} + C_P s^{\alpha_P} \quad (7)$$

The resulting numbers are shown in Table 3, and the third column is plotted in Figures 1 and 2. For the first time, the fit goes naturally through the CDF *and* E710 data, hence it becomes possible to include them both, as we do in the third column, and as we will keep on doing from now on.

4 Effect of unitarisation and the WA91 glue-ball

The WA91 collaboration has confirmed [12] the WA71 observation of the $X(1900)$ and showed that it was a $I^G J^{PC} = 0^+ 2^{++}$ state, $f_2(1900)$. Its mass has been observed to be $1918 \pm 12 \text{ MeV}$. If we assume that this is the first state on the pomeron trajectory, and use the determination $\alpha' = 0.250 \text{ GeV}^{-2}$ [5], we obtain:

$$\alpha_P = 1.0803 \pm 0.012 \quad (8)$$

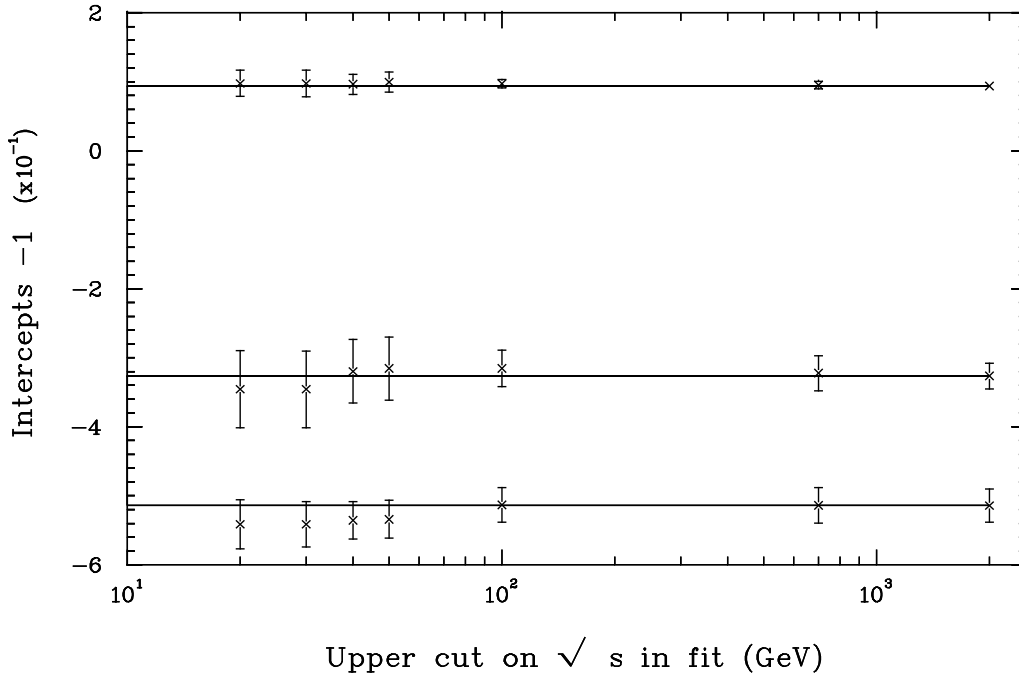


Figure 4: The variation of the intercepts as the cut on the energy of the fitted data is increased

This is the value of the intercept for 1-pomeron exchange. The intercepts that we obtained in Tables 1 to 3 from scattering data cannot be directly compared with Eq. (8), as they include the effect of multiple exchanges, of pomerons and reggeons. Clearly, multiple exchanges must tame the rise of total cross sections so that they eventually obey the Froissart-Martin bound. Hence one would expect the value of the intercept to be an effective one, which decreases as \sqrt{s} increases. One can test this idea by fitting the data up to a maximum energy, and seeing how the parameters vary as the cut increases. We show in Fig. 3 the results of such a test. Surprisingly, as shown by the straight horizontal lines, the determination of the intercept is independent of the upper energy. Hence, up to 1800 GeV, the effects of unitarisation are entirely negligible.

One can confirm this by introducing a 2-pomeron exchange term in the amplitude. Although little is known about such a contribution, there is general agreement that it must be negative, and have an intercept $2\alpha_P - 1$.

We can then fit the data to a form:

$$\mathcal{Im}\mathcal{A}(s, 0) = C_- s^{\alpha_-} + C_+ s^{\alpha_+} + C_P (s^{\alpha_P} + R s^{\alpha_{2P}}) \quad (9)$$

with $\alpha_{2P} = 2\alpha_P - 1$. We then obtain an upper bound on the ratio R of its coupling to that of the pomeron:

$$\frac{2 - \text{pomeron coupling}}{1 - \text{pomeron coupling}} > -3.2\% \quad (2\sigma) \quad (10)$$

Including such a contribution could bring the 1-pomeron exchange term intercept to 1.098.

Hence the intercept we have determined seems to be equivalent to that measured by WA91. Although the two are compatible at the 1σ level, it might be worth emphasizing that Eq. (8) depends on the value chosen for the pomeron slope. The two central values would be in perfect agreement for a slope $\alpha' = 0.246$.

Finally, by following the method of Eq. (9), one can obtain bounds on exotic objects. At the 2σ level, the ratio of the coupling of an odderon to that of a pomeron is smaller than .25% and the intercept of an odderon has to be smaller than 1.38. As for the “hard pomeron”, there is no trace of it in the data. Constraining its intercept to being larger than 1.3 leads to an upper bound of its coupling to that of the pomeron of 0.55%. This would correspond at most to 10 mb at the 2σ -level at the Tevatron.

5 Conclusion

We have shown that the existence of a simple Regge pole responsible for the rise of the total cross section is compatible with all the $t=0$ data. Minor modifications to the original DL model lead to a χ^2 competitive with that of any other fit, to an interpretation of the recent WA91 data in terms of a glueball, and to an agreement with both CDF and E710 data. Note that the fit to total cross sections of Figure 1 is indistinguishable from the DL fit for $\sqrt{s} < 300$ GeV, hence the parametrisation we propose will fit the total γp cross section, as well as the πp and Kp data.

The best determination of the pomeron intercept at t and $Q^2 = 0$ is $1.0937^{+0.0049}_{-0.0046}$ at the 2σ level. However, we have used a conventional χ^2

definition, and different ones are possible. Also, some experiments are in disagreement and some selection of the data could be made. The most conservative approach would be to accept all the parametrisations which fit the data “by eye”. In that case, both fits of Fig. 1 would be acceptable, as well as all the other possible fits presented in this letter. The conclusion would then be that the pomeron intercept can be anywhere between 1.073 and 1.100. Furthermore, there is no trace of either odderon or hard pomeron in the $t = Q^2 = 0$ data.

References

- [1] See *e.g.* P.D.B. Collins, An Introduction to Regge Theory and High-Energy Physics, (Cambridge University Press, Cambridge: 1977).
- [2] ZEUS Collaboration (M. Derrick et al.) *Phys. Lett.* **B315** (1993), 481; H1 Collaboration (T. Ahmed et al.), *Nucl. Phys.* **B429** (1994) 477.
- [3] J.D. Bjorken; *Phys. Rev.* **D47** (1992) 101.
- [4] J.R. Cudell and O.F. Hernández, preprint UDEM-TH-95 (Nov 1995), e-Print Archive: hep-ph/9511252, and references therein.
- [5] A. Donnachie and P.V. Landshoff, *Nucl. Phys.* **B244** (1984) 322; *Nucl. Phys.* **B231** (1984) 189; *Nucl. Phys.* **B267** (1986) 690.
- [6] A. Donnachie and P.V. Landshoff, *Phys. Lett.* **B296** (1992) 227, e-Print Archive: hep-ph/9209205.
- [7] F. James, M. Roos *Computer Physics Commun.* **10** (1975) 343.
- [8] Available at <http://www-pdg.lbl.gov/xsect/contents.html>, courtesy of A. Baldini, V. Flaminio, W.G. Moorhead, and D.R.O. Morrison, CERN; and COMPAS Group, IHEP, Protvino, Russia. We thank P.V. Landshoff for sending us these data.
- [9] S. Hadjitheodoridis, Ph.D. Thesis, Brown University (May 1989).

- [10] see e.g. K. Kang and S.K. Kim, preprint BROWN-HET-1008 (Oct. 1995), talk given at 7th Rencontres de Blois: *Frontiers in Strong Interactions - 6th International Conference on Elastic and Diffractive Scattering*, Blois, France, 20-24 Jun 1995, e-Print Archive: hep-ph/9510438; K. Kang, P. Valin and A.R. White, *Nuov. Cim.* **107A** (1994) 2103.
- [11] Particle Data Group, L. Montanet et al., *Phys. Rev.* **D50** (1994) 1173.
- [12] WA91 Collaboration, F. Antinori et al., *Phys. Lett.* **B353** (1995) 589, WA76 Collaboration, T.A. Armstrong et al., *Phys. Lett.* **B228** (1989) 536.