

ELECTROWEAK TOP QUARK PRODUCTION AT THE FERMILAB TEVATRON*

A.P. HEINSON

*Department of Physics, University of California,
Riverside, CA 92521-0413, USA*

A.S. BELYAEV and E.E. BOOS

*Nuclear Physics Institute, Moscow State University,
RU-119899 Moscow, Russia*

ABSTRACT

Top quarks can be produced from the electroweak Wtb coupling, leading to a single top or antitop in the final state. We examine single top quark production at the Fermilab Tevatron and calculate the cross section as a function of top quark mass, for each of three separate production processes. We give details of the interferences between Feynman diagrams in W -gluon fusion and then study the effects of an anomalous ($V+A$) term in the Wtb coupling. Using predictions for the next Tevatron run, we estimate the experimental sensitivity to the CKM matrix element V_{tb} as a function of the strength of the anomalous coupling.

1. Introduction

The top quark has recently been discovered by the DØ¹ and CDF² collaborations at the Fermilab Tevatron. Measurements of its mass are 199 ± 30 GeV and 176 ± 13 GeV from DØ and CDF in the lepton+jets decay modes and 145 ± 32 GeV in the dilepton decay mode from DØ³. Because the top quark is so heavy, electroweak production of single top quarks from a Wtb vertex becomes competitive with strong production of $t\bar{t}$ pairs from a $g\bar{t}t$ vertex. The resummed next-to-leading order cross section for $t\bar{t}$ production⁴ is $2.26^{+0.26}_{-0.17}$ pb at $\sqrt{s} = 1.8$ TeV when the top quark mass $m_t = 200$ GeV. A recent calculation to $O(\alpha^2\alpha_s)$ for single top production⁵ gives the cross section for the principal single top process (for t and \bar{t} combined) as 1.7 pb, which is 75% of the total $t\bar{t}$ rate. Therefore, the possibility exists for an experimental measurement of single top production at the Tevatron with the current ~ 100 pb⁻¹ data set.

We have examined the processes for single top production, and calculated the corresponding cross sections, at the current Tevatron energy of $\sqrt{s} = 1.8$ TeV. In addition, we have started to prepare for the large numbers of single top events predicted for the next Tevatron run at $\sqrt{s} = 2.0$ TeV, when there should be twenty times as much data as exists now. We have examined the effects of an anomalous right-handed ($V+A$) coupling at the Wtb vertex from which single top quarks are produced. The single top quark system is the only place to study this coupling, and to measure the CKM matrix element V_{tb} .

There is an extensive literature on single top physics at hadron colliders^{5,6}, although few papers use the current Tevatron energy with modern parton distributions. How to study the Wtb coupling and what can be learnt have also featured in the literature⁷.

* Presented by Ann Heinson at the Workshop on Physics of the Top Quark, IITAP, Iowa State University, Ames, Iowa, May 25-26th 1995. Heinson@ucrph0.ucr.edu

2. Single Top Quark Cross Section

2.1 Single Top Processes

We have calculated the tree level cross sections for the following processes:

1. $p\bar{p} \rightarrow t\bar{b} + X$
2. $p\bar{p} \rightarrow tq + X$
3. $p\bar{p} \rightarrow tW^- + X$

where X represents additional final state particles other than gluons. In process 1. the final state t and \bar{b} are produced from an extremely off-shell s-channel W boson. Process 2. occurs via a t-channel W boson. Process three has several types of Feynman diagrams. We have included the following subprocesses in our calculations:

- | | | |
|--------------------------------------|--------------------------------------|--------------------------------|
| 1.1 $q'\bar{q} \rightarrow t\bar{b}$ | 1.2 $q'g \rightarrow t\bar{b}q$ | |
| 2.1 $q'b \rightarrow tq$ | 2.2 $q'g \rightarrow tq\bar{b}$ | |
| 3.1 $bg \rightarrow tW$ | 3.2 $q\bar{q} \rightarrow tW\bar{b}$ | 3.3 $gg \rightarrow tW\bar{b}$ |

where q is a valence or sea u or d quark. Subprocess 2.2 $q'g \rightarrow tq\bar{b}$ is known as W -gluon fusion. Although 1.2 and 2.2 look superficially the same, in fact they each have two Feynman diagrams which form separate gauge invariant sets, and the diagrams are calculated in pairs as higher order corrections to the $2 \rightarrow 2$ processes with $t\bar{b}$ and tq in the final state. Feynman diagrams for these processes are shown in Fig. 1.

In our calculations, we have omitted subprocesses with strange or charm sea quarks in the initial state for simplicity. These would boost the total cross section by $\sim 2\text{--}3\%$. We have included diagrams with intermediate state photons or Z bosons where appropriate (3.2 and 3.3) but the contributions are not significant. For subprocesses 3.2 and 3.3, we have omitted diagrams with strong $t\bar{t}$ production, where the \bar{t} has decayed to a $W\bar{b}$. We have included diagrams with off-diagonal CKM matrix elements.

The subprocesses we have included in our calculations comprise all the significant ones with two or three vertices, except those with a gluon in the final state, which are significant but have not yet been fully treated. Subprocesses with an extra quark in the final state, for instance $bg \rightarrow tq\bar{q}'$ and $q\bar{b} \rightarrow tWq$, although they have several Feynman diagrams, do not contribute more than $\sim 1\text{--}2\%$ to the total cross section. This also applies to the subprocess $b\bar{b} \rightarrow tW\bar{b}$, despite its large number of Feynman diagrams, including one with electroweak $t\bar{t}$ production.

2.2 Calculation Details

We have calculated the production cross section for each of the subprocesses mentioned above. We used the computer program CompHEP⁸ to do the tree level symbolic calculations and to generate optimized FORTRAN code for the squared matrix elements. We used the BASES⁹ package to integrate over all phase space using parton distribution functions, and a CompHEP-BASES interface¹⁰ to generate the event kinematics with

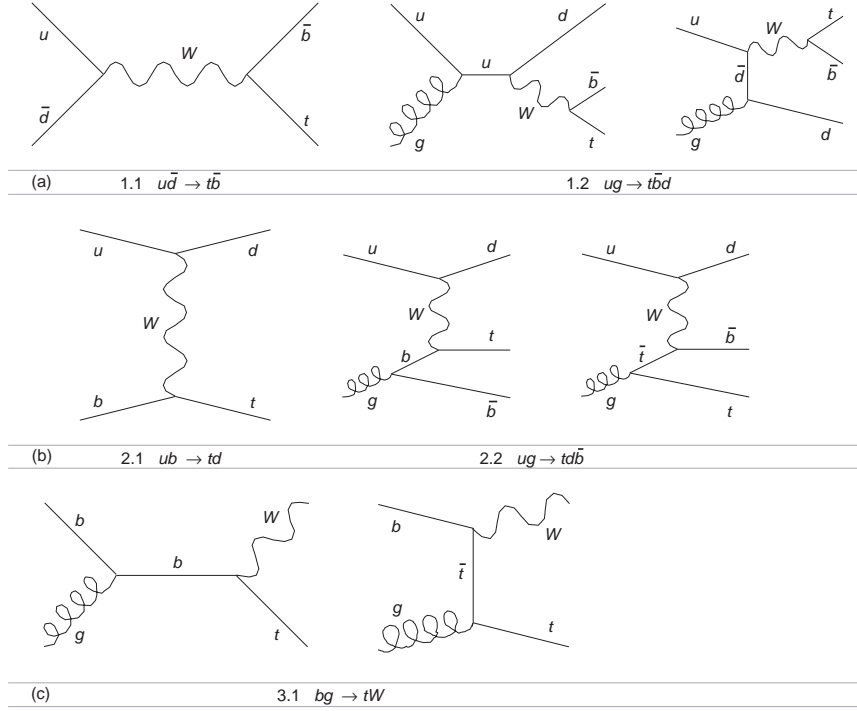


Fig.1 Representative Feynman diagrams for the significant subprocesses included in our calculation for single top quark production at the Tevatron: (a) W boson s-channel production $p\bar{p} \rightarrow t\bar{b} + X$; (b) W boson t-channel production $p\bar{p} \rightarrow tq + X$ and (c) $p\bar{p} \rightarrow tW^- + X$.

smoothing of singular variables. For parton distributions, we have used the CTEQ3M¹¹ and MRS(A)¹² fits, which are representative next-to-leading-order sets in the \overline{MS} renormalization scheme.

The following Standard Model parameters have been used in our calculations: $m_Z = 91.19$ GeV, $m_b = 5.0$ GeV, $\alpha = 1/128$, $\sin^2 \vartheta_W = 0.225$ and CKM matrix elements $V_{ud} = 0.975$ and $V_{tb} = 0.999$. All results have been obtained in the unitarity gauge and the 't Hooft–Feynman gauge, as a check of the calculations. Differences between calculations in the two gauges are less than 0.1%.

We have chosen to use m_t^2 as the QCD evolution parameter or scale Q^2 . A typical x value is 0.1, where x is the fraction of the proton or antiproton momentum carried by each initial state parton. At a scale $Q^2 = (180 \text{ GeV})^2$, the value of α_s is 0.104.

2.3 Combining Cross Sections

Care must be taken when combining some single top subprocesses to avoid double counting. Subprocesses 2.1 ($q'b \rightarrow tq$) and 2.2 ($q'g \rightarrow tq\bar{b}$: W -gluon fusion) have a considerable region of overlap when the $g \rightarrow b\bar{b}$ is on-shell, so that the b quark which fuses with the W boson is the same as the initial state b sea quark in subprocess 2.1. A technique has been developed¹³ which takes care of this double counting whilst being

consistent with the definition of the b sea quark in the parton distributions. It involves summing the cross sections calculated for each of the two subprocesses, and then subtracting the gluon splitting rate convoluted with subprocess 2.1. We have adopted this technique here.

The subtracted term is not a small correction. For example, using CTEQ3M and $m_t = 180$ GeV, the $2 \rightarrow 2$ subprocess $q'b \rightarrow tq$ gives a cross section of 0.750 pb before subtraction, W -gluon fusion $q'g \rightarrow tq\bar{b}$ gives 0.293 pb and the correction is -0.536 pb, giving a total rate for $p\bar{p} \rightarrow tq + X$ of 0.507 pb. The subtraction term forms just over half of the raw total rate. Alternatively, if the $2 \rightarrow 2$ subprocess and the subtraction term are just ignored, then the remaining cross section from only the W -gluon fusion subprocess is less than 60% of the total $p\bar{p} \rightarrow tq + X$ rate.

2.4 Cross Section Versus Top Quark Mass

Our results are shown in Fig. 2 as a function of the top quark mass m_t , at $\sqrt{s} = 1.8$ TeV. The solid curves are from the calculations with CTEQ3M and the dot-dash curves are from MRS(A'). With $m_t = 180$ GeV, we find the total cross section for top to be 0.834 pb (CTEQ3M), with contributions of 0.247 pb from subprocess 1.1, 0.032 pb from 1.2, 0.215 pb from 2.1 after correction, 0.293 pb from 2.2 (W -gluon fusion), 0.042 pb from 3.1, and 0.005 from subprocesses 3.2 and 3.3 combined.

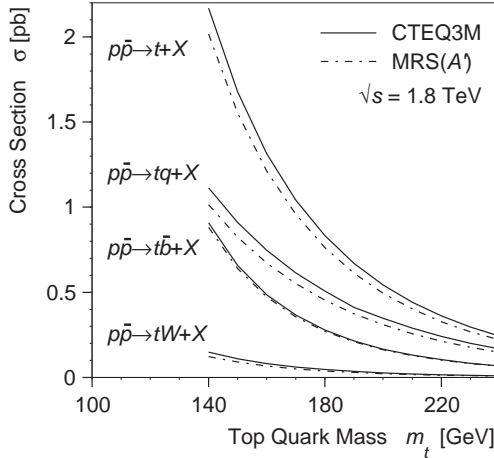


Fig.2 Electroweak single top quark production cross section from $p\bar{p}$ interactions.

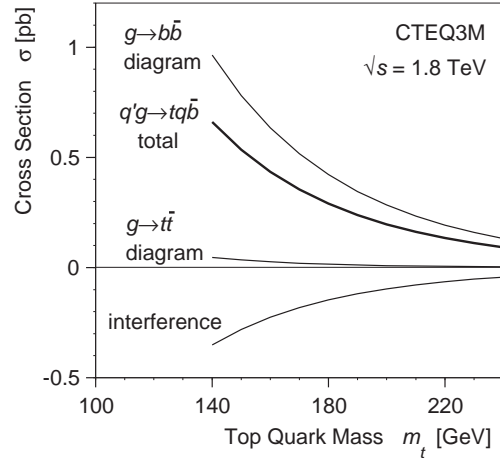


Fig.3 Interference between the Feynman diagrams of the W -gluon fusion subprocess $q'g \rightarrow tqb$.

3. A Closer Look at W -Gluon Fusion

We have studied the contributions to the production rate from the two Feynman diagrams in subprocess 2.2, W -gluon fusion: $q'g \rightarrow tq\bar{b}$. These calculations were done in the unitarity gauge with the CTEQ3M parton distributions. The Feynman diagram in which the initial state gluon produces a $b\bar{b}$ pair contributes 145% to the total rate, whereas the diagram in which the gluon splits to a $t\bar{t}$ pair contributes only 5%. Although this diagram

contributes so little to the total, the destructive interference between the two diagrams is very significant, at -50% . Figure 3 shows the contributions to the total W -gluon fusion cross section from each diagram and from the interference between them as a function of the top quark mass.

4. Wtb Coupling and V_{tb}

We have investigated the effect of an anomalous contribution to the Wtb coupling, in the form of a right-handed ($V+A$) structure, specified by a parameter A_r . In the unitarity gauge, the Wtb coupling is given by:

$$\Gamma = \frac{eV_{tb}}{2\sqrt{2}\sin\vartheta_W} [\gamma_\mu(1-\gamma_5) + A_r\gamma_\mu(1+\gamma_5)]$$

where e is the electronic charge, $\sin\vartheta_W = 0.474$ and γ_μ and γ_5 are Dirac matrices.

The dependence of the total single top cross section on the parameter A_r is shown in Fig. 4 for the upgraded Tevatron energy of $\sqrt{s} = 2.0$ TeV and $V_{tb} = 0.999$. Here $\sigma(t + \bar{t}) = \sigma((t\bar{b}) + (\bar{t}b) + (tq) + (\bar{t}\bar{q}) + (tW^-) + (\bar{t}W^+))$. The cross section rises from the SM value of 2.37 pb to 4.60 pb when $A_r = +1$.

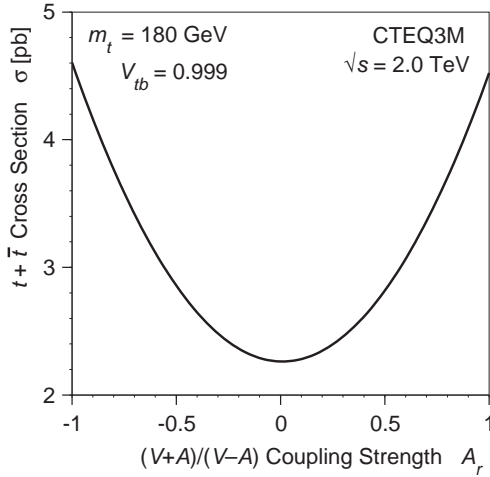


Fig.4 Total single top quark production cross section in $p\bar{p}$ interactions as a function of the right-handed ($V+A$) coupling parameter A_r .

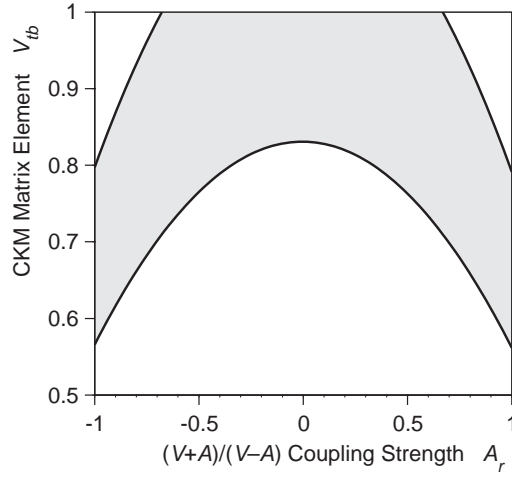


Fig.5 Region of sensitivity at the 95% C.L. in the (V_{tb}, A_r) plane, for an experiment with 2 fb^{-1} of data, S:B = 1:2, 10% efficiency and $m_t = 180$ GeV.

We have estimated the experimental sensitivity in the (V_{tb}, A_r) plane from the next Tevatron collider run. The parameters used in our estimate are that the collider will operate at 2.0 TeV, there will be a 2 fb^{-1} data set, the top quark has a mass of 180 GeV, and the search will take place in the electron+jets and muon+jets decay modes with 10% overall efficiency. We assume the branching fraction will remain constant at $2/9$ and that the signal-to-background ratio will be 1:2, based on a study for the TeV-2000 project¹⁴. If the Wtb coupling has SM form and there are only three quark families (i.e. $0.9988 \leq V_{tb} \leq 0.9995$ at the 90% CL¹⁵),

then there should be approximately 105 fully reconstructed b tagged events. Assuming that 315 events are seen (105 signal and 210 background), limits can be placed on V_{tb} as a function of any anomalous coupling as parametrized by A_r . These 95% CL limits are shown in Fig. 5. If the W_{tb} coupling is purely left-handed, then the limits on V_{tb} are $0.817 \leq V_{tb} \leq 1$. For $A_r = 0.5$, $0.735 \leq V_{tb} \leq 1$, and if $A_r = 1.0$, then $0.586 \leq V_{tb} \leq 0.826$.

5. Acknowledgements

We would like to thank P. Baringer, P. Ermolov, P. Grannis, A. Klatchko, W.-K. Tung, S. Willenbrock and C.-P. Yuan for useful discussions, and the Moscow State University CompHEP group, especially S. Ilyin and A. Pukhov for their valuable help. This paper is an abridged version of a more detailed one in preparation¹⁶.

6. References

1. S. Abachi *et al.* (The DØ Collaboration), *Phys. Rev. Lett.* **74** (1995) 2632.
2. F. Abe *et al.* (The CDF Collaboration), *Phys. Rev. Lett.* **74** (1995) 2626.
3. S. Abachi *et al.* (The DØ Collaboration), to appear in the *Proceedings of the European Physical Society Conference*, Brussels (1995).
4. E. Laenen, J. Smith and W.L. van Neerven, *Phys Lett* **B321** (1994) 254.
5. G. Bordes and B. van Eijk, *Nucl. Phys.* **B435** (1995) 23.
6. S. Dawson, *Nucl. Phys.* **B249** (1985) 42; S.S.D. Willenbrock and D.A. Dicus, *Phys. Rev. D* **34** (1986) 155; S. Dawson and S.S.D. Willenbrock, *Nucl. Phys.* **B284** (1987) 449; T. Moers, R. Priem, D. Rein and H. Reitler, in *Proceedings of the Large Hadron Collider Workshop*, Aachen (1990) 418; S. Cortese and R. Petronzio, *Phys. Lett.* **B253** (1991) 494; R.K. Ellis and S. Parke, *Phys. Rev. D* **46** (1992) 3785; G. Bordes and B. van Eijk, *Z. Phys.* **C57** (1993) 81; D.O. Carlson and C.-P. Yuan, *Phys. Lett.* **B306** (1993) 386; D.O. Carlson and C.-P. Yuan, MSUHEP-40903 (March 1995); T. Stelzer and S. Willenbrock, DTP/95/40, ILL-(TH)-95-30 (1995).
7. ~~CPY 1995~~ *Phys. Rev. D* **41** (1990) 42; G.V. Jikia and S.R. Slabospitsky, *Phys. Lett.* **B295** (1992) 136; D.O. Carlson, E. Malkawi and C.-P. Yuan, *Phys. Lett.* **B337** (1994) 145; E. Malkawi and C.-P. Yuan, *Phys. Rev. D* **50** (1994) 4462; C.-P. Yuan, *Mod. Phys. Lett.* **A10** (1995) 627.
8. E.E. Boos *et al.*, in *Proceedings of the XXVIth Rencontre de Moriond*, ed. J. Tran Than Van, (Edition Frontiers, 1991) 501; E.E. Boos *et al.*, in *Proceedings of the Second International Workshop on Software Engineering*, ed. D. Perret-Gallix, (World Scientific, 1992) 665.
9. S. Kawabata, *Comp. Phys. Commun.* **41** (1986) 127.
10. V.A. Ilyin, D.N. Kovalenko and A.E. Pukhov, INP MSU Preprint-95-2/366, Moscow State University (1995).
11. H.L. Lai *et al.*, *Phys. Rev. D* **51** (1995) 4763.
12. A.D. Martin, R.G. Roberts and W.J. Stirling, RAL-95-021 (February 1995).
13. R.M. Barnett, H.E. Haber and D.E. Soper, *Nucl. Phys.* **B306** (1988) 697; F.I. Olness and W.-K. Tung, *Nucl. Phys.* **B308** (1988) 813.
14. P. Baringer and A.P. Heinson, “Single Top Physics with a High Luminosity Tevatron”, DØ Note 2600 (June 1995); D. Amidei *et al.*, in preparation for submission to *Phys. Rev. D*.
15. “Review of Particle Properties”, *Phys. Rev. D* **50** (1994) 1315.
16. A.P. Heinson, A.S. Belyaev and E.E. Boos, “Single Top Quarks at the Fermilab Tevatron”, in preparation.