

FERMILAB-PUB-95/167-T
 HUTP-95/A009
 July 6, 2021

Hadronization of $b \rightarrow c\bar{c}s$

Gerhard Buchalla, Isard Dunietz

Fermi National Accelerator Laboratory, P.O. Box 500, Batavia, Illinois 60510

and

Hitoshi Yamamoto

Harvard University, Cambridge, MA 02138

Abstract

The $b \rightarrow c\bar{c}s$ transition is usually believed to hadronize predominantly in $\bar{B} \rightarrow X_c D_s^{(*)-}$ with the $D_s^{(*)-}$ originating from the virtual W . We demonstrate in a variety of independent ways that other hadronization processes cannot be neglected. The invariant mass of $\bar{c}s$ has sizable phase-space beyond $m_D + m_K$. The rate for $\bar{B} \rightarrow D\bar{D} \bar{K}X$ could be significant and should not be ignored as was done in previous experimental analyses. We estimate the number of charmed hadrons per B -decay, n_c , to be ≈ 1.3 to higher accuracy than obtained in previous investigations. Even though n_c is currently measured to be about 1.1, observing a significant $\bar{B} \rightarrow D\bar{D} \bar{K}X$ would support $n_c \approx 1.3$. Many testable consequences result, some of which we discuss.

At present, there appears to be a conflict between experiment and theory for fitting both the inclusive semileptonic branching ratio and the number of charmed hadrons per B decay [1–8],

$$n_c = 1 - B(b \rightarrow \text{no charm}) + B(b \rightarrow c\bar{c}s') \approx 1 + B(b \rightarrow c\bar{c}s') . \quad (1)$$

The prime indicates that the corresponding Cabibbo-suppressed mode is included. Experimentally the inclusive semileptonic BR has been measured accurately to be [9]

$$B(\overline{B} \rightarrow X\ell\nu) = (10.4 \pm 0.4)\% , \quad (2)$$

and n_c is measured as [9]

$$n_c = 1.10 \pm 0.06 . \quad (3)$$

A value of $B(b \rightarrow c\bar{c}s') \approx 0.1$, suggested by Eqs. (1) and (3), would lead to a theoretical prediction of $B(\overline{B} \rightarrow X\ell\nu)$ that is too large—i.e., inconsistent with its measured value (2). On the other hand, theory predicts $n_c \approx 1.3$ when the observed semileptonic BR is used as input, which is demonstrated below. Thus a conflict arises between (2) and (3) [2,3].

Recently, Bagan et al. and Voloshin made progress on the theoretical side [4–7]. Bagan et al. [4–6] performed a complete next-to-leading order analysis of inclusive B decays, which included important final state mass effects in the QCD corrections. The predicted $B(\overline{B} \rightarrow X\ell\nu)$ agrees with (2), within uncertainties that are dominated by renormalization scale-dependences in the perturbative calculation [4–6]. Simultaneously, an enhancement of $B(b \rightarrow c\bar{c}s')$ was found [4–7], albeit with considerable uncertainties. Table I summarizes these recent theoretical findings [6]. The main sources of the large errors in those studies are dependence on the renormalization-scale ($m_b/2 < \mu < 2 m_b$), dependence on the renormalization-scheme (\overline{MS} versus pole mass), and uncertainties in quark masses. Although this theoretical analysis hints that n_c may be larger than currently measured [5–7,2,3], it is difficult to draw firm conclusions from this direct calculation of $B(b \rightarrow c\bar{c}s')$ in view of the large uncertainties.

It should also be stressed at this point, that the experimental determination of $B(\overline{B} \rightarrow X\ell\nu)$ is reliable and accurate. In contrast, the measurement of n_c is a sum over the inclusive yields of many charmed hadron species in B decays. It is thus prone to large uncertainties, perhaps larger than currently realized.

Figure 1 displays the discrepancy graphically. We discuss now in some detail how the theoretical curve has been generated. Our objective is to draw the most accurate curve of n_c versus semi-electronic BR with presently available theoretical calculations. We do not use the prediction for $B(b \rightarrow c\bar{c}s')$ because it involves large errors, but rather proceed as follows. We start with

$$B(b \rightarrow c) = 1 - B(b \rightarrow \text{no charm}) , \quad (4)$$

where $B(b \rightarrow \text{no charm})$ is small, typically at the percent level. We take

$$r_d \equiv \Gamma(b \rightarrow \text{no charm})/\Gamma(b \rightarrow ce\nu) = 0.25 \pm 0.10, \quad (5)$$

to account for the small fraction of $b \rightarrow s + \text{no charm}$ [10] and charmless $b \rightarrow u$ transitions. Furthermore we use

$$r_\tau \equiv \frac{\Gamma(b \rightarrow c\tau\nu)}{\Gamma(b \rightarrow ce\nu)} = 0.25 , \quad (6)$$

which is in accordance with the result of Ref. [11] and also agrees with a recent ALEPH measurement [12],

$$B(b \rightarrow X\tau\nu) = (2.75 \pm 0.30 \pm 0.37)\% . \quad (7)$$

The last required ratio is $\Gamma(b \rightarrow c\bar{u}d')/\Gamma(b \rightarrow ce\nu)$ where the dominant uncertainties in $|V_{cb}|^2$ and in fermion masses cancel. Bagan et al. [4] have presented a complete computation of this quantity in next-to-leading logarithmic approximation taking all final-state charm quark mass effects into account. Based on this perturbative calculation and also including nonperturbative corrections up to $\mathcal{O}(1/m_b^2)$, the analysis of [4] yields,

$$r_{ud} \equiv \frac{\Gamma(b \rightarrow c\bar{u}d')}{\Gamma(b \rightarrow ce\nu)} = 4.0 \pm 0.4 . \quad (8)$$

Here the error comes almost entirely from the renormalization-scale uncertainty and represents a conservative estimate when working to order $\mathcal{O}(1/m_b^2)$. Because nonperturbative effects at $\mathcal{O}(1/m_b^3)$ could introduce rate-differences at the 10% level between B^- and \overline{B}_d decays governed by $b \rightarrow c\bar{u}d$ [13], there is considerable room for additional studies.

Combining Eqs. (4), (5), (6), (8), the $b \rightarrow c\bar{c}s'$ branching fraction can be written as

$$\begin{aligned} B(b \rightarrow c\bar{c}s') &= 1 - (2 + r_\tau + r_{ud} + r_d) B(\overline{B} \rightarrow X_c e \nu) \\ &= 1 - (6.50 \pm 0.40) B(\overline{B} \rightarrow X_c e \nu) . \end{aligned} \quad (9)$$

In this relation the very small contribution from $b \rightarrow u\bar{c}s'$ transitions has been neglected. Eqs. (1) and (9) yield the number of charms per B decay as

$$\begin{aligned} n_c &= 2 - (2 + r_\tau + r_{ud} + 2r_d) B(\overline{B} \rightarrow X_c e \nu) \\ &= 2 - (6.75 \pm 0.40) B(\overline{B} \rightarrow X_c e \nu) , \end{aligned} \quad (10)$$

where we note that $B(b \rightarrow c\bar{c}s')$ drops out in the linear relation between n_c and $\overline{B} \rightarrow X_c e \nu$, and that the relation is largely free from uncertainties in masses of b and c quarks since the error is dominated by the uncertainty in r_{ud} . Figure 1 shows the discrepancy between theory given by Eq. (10) and experiment.

The precisely measured semileptonic BR together with Eqs. (9)-(10) gives

$$B(b \rightarrow c\bar{c}s') = 0.32 \pm 0.05 , \quad (11)$$

$$n_c = 1.30 \pm 0.05. \quad (12)$$

This is our central result. Our predictions for $B(b \rightarrow c\bar{c}s')$ and for n_c agree with the central values obtained in previous theoretical investigations [5–7,2,3] but have smaller errors. As discussed in more detail below, such a large value of $B(b \rightarrow c\bar{c}s')$ requires a significant rate for $\overline{B} \rightarrow D\overline{D} \overline{K}X$. We predict the observation of (a) $\overline{B} \rightarrow D^{(*)}\overline{D}^{(*)}\overline{K}$ modes with significant BR 's, (b) enhanced $\ell^+\overline{D}$ and ℓ^-D correlations where the primary lepton originates from one B and the charmed hadron from the other B in the event, and (c) enhanced DD and $\overline{D}\overline{D}$ correlations at the $\Upsilon(4S) \rightarrow B\overline{B}$.

If the predicted effects will be observed, then the $B(b \rightarrow c\bar{c}s')$ is larger than currently determined by experiment. The measured number of charm per B will not change by those observations, but the larger $B(b \rightarrow c\bar{c}s')$ would indicate that the current experimental value of n_c is underestimated. In that case, a careful re-evaluation of all errors involved in measuring n_c would be in order, including re-assessments of absolute BR 's of the charmed hadrons some of which are poorly known. On the other hand, non-observation of our predictions would indicate an enhancement of the $b \rightarrow c\bar{u}d$ transition over the parton estimate [14] and/or a larger rate than anticipated for charmless $b \rightarrow s$ transitions [15,16].

Theory alone or experimental measurements alone have large inherent uncertainties for $B(b \rightarrow c\bar{c}s')$. We therefore adopted a hybrid approach which uses well measured quantities from experiment in conjunction with reliably calculated quantities from theory to determine $B(b \rightarrow c\bar{c}s')$ to higher accuracy [8].

One conventional way to determine $B(b \rightarrow c\bar{c}s)$ is to add the inclusive yield of D_s [9,17,15]

$$R_{D_s} \equiv B(\bar{B} \rightarrow D_s^- X) + B(\bar{B} \rightarrow D_s^+ X) \quad (13)$$

to the other observed final states governed by $b \rightarrow c\bar{c}s$ [18],

$$\begin{aligned} B(b \rightarrow c\bar{c}s) &= R_{D_s} + B(\bar{B} \rightarrow \Xi_c \bar{\Lambda}_c X) + B(\bar{B} \rightarrow (c\bar{c})X) = \\ &= 0.12 + 0.01 + 0.03 = 0.16 \pm 0.02 . \end{aligned} \quad (14)$$

$(c\bar{c})$ denotes charmonia not seen in $D\bar{D}X$ such as $J/\psi, \psi', \eta_c, \eta'_c, \chi_c, h_c, {}^1\mathcal{D}_2$. Within errors, this agrees with the experimental measurement of n_c

$$B(b \rightarrow c\bar{c}s') = n_c - 1 + B(b \rightarrow \text{no charm}) = 0.13 \pm 0.06 . \quad (15)$$

The agreement appears to support the low value of n_c .

Our determination of $B(b \rightarrow c\bar{c}s')$ suggests a different picture as to how $b \rightarrow c\bar{c}s$ hadronizes. A systematic classification shows that five classes of hadronization can occur, see Table II. Conventional wisdom [9,15,17] assumes that most of the inclusive D_s production in B decays originates from the virtual “W”. Motivated by the observed inclusive

momentum spectrum of D_s in B decays and by a simple theoretical argument given below, we predict instead that only about 70% of the inclusive D_s yield in B decays contribute to $\overline{B} \rightarrow DD_s^- X$ processes. The remaining D_s (about 30%) could occur in conjunction with $s\bar{s}$ fragmentation. We will return to this point below.

The branching ratio for class (a) is thus depleted and becomes about $0.7R_{D_s}$. [This branching ratio can be at most R_{D_s} , which would soften our conclusion by a small amount only]. The branching ratios of the observed classes (a)-(c), do not add up to 30%. Thus class (d) must have a sizable branching fraction of about 20%,

$$B(\overline{B} \rightarrow D\overline{D} \overline{K} X) \sim 20\% . \quad (16)$$

There are several interesting experimental implications. Those modes can be studied at CLEO and at LEP. CLEO has higher statistics, whereas LEP has the ability to separate one B from the other b hadron. Thus far, however, they have not been seriously searched for. The low Q value in this process suggests that a significant portion will be three body [23],

$$\overline{B} \rightarrow D^{(*)}\overline{D}^{(*)}\overline{K} .$$

Because the responsible Hamiltonian is isospin zero, many isospin relations can be used to facilitate the observation of those modes [24].

Finally, the class (e) processes involve $s\bar{s}$ fragmentation. Their branching ratio could be non-negligible, at the few percent level [22]. A few exclusive final states would then carry the lion's share of the class (e) branching ratio, because of limited phase-space.

Before proposing a number of tests, we discuss briefly a few additional indications that support our hypothesis from

- (a) a naive Dalitz plot analysis [25],
- (b) measured inclusive kaon yields in B decays, and
- (c) measured inclusive D momentum spectra in B decays.

Figure 2 shows the $b \rightarrow c\bar{c}s$ Dalitz plot resulting from the $(V - A) \times (V - A)$ matrix element, where the initial and final spins were averaged and summed. In this simple model,

the $\bar{c}s$ system hadronizes as a $D_s^- X$ for invariant $\bar{c}s$ masses below $m_D + m_K$. In contrast, for

$$m_{\bar{c}s} > m_D + m_K$$

the $\bar{c}s$ is not seen as a $D_s^- X$ but rather as $\bar{D} \bar{K} X$. The Dalitz plot region contributing to D_s production in $b \rightarrow c\bar{c}s$ decay is $m_{\bar{c}s} < m_D + m_K$, and one obtains

$$\frac{\Gamma(b \rightarrow c + D_s^-)}{\Gamma(b \rightarrow c\bar{c}s)} \approx 0.35 .$$

This argument suggests that a large fraction of $b \rightarrow c\bar{c}s$ transitions has not been accounted for in previous investigations [9,17]. (See however the analyses of Refs. [25,26] which reach similar conclusions to ours.) Of course, the naive Dalitz plot argument is rather crude. It does not address issues of hadronization, resonance bands and their interferences, QCD-corrections, and interferences between penguin-amplitudes ($b \rightarrow s$) with the dominant spectator-amplitude ($b \rightarrow c\bar{c}s$). Nevertheless, the Dalitz plot conveys the important message that a significant fraction of $b \rightarrow c\bar{c}s$ processes could be seen in $D\bar{D} \bar{K} X$.

The surplus of the inclusive kaon yield in B decays beyond all the conventional sources again indicates a significant $B(\bar{B} \rightarrow D\bar{D} \bar{K} X)$ [22]. The indication is further strengthened by the large observed K -flavor correlation with its parent B -flavor at time of decay [27,28]. The flavor of the kaon in $\bar{B} \rightarrow D\bar{D} \bar{K} X$ is 100% correlated with its parent b -flavor. The momentum spectra of the inclusive D yields in B decays indicates an excess of low momentum D 's over conventional sources [29]. A natural explanation can be found in $\bar{B} \rightarrow D\bar{D} \bar{K} X$.

We are now ready to suggest several tests. In addition to the “indirect” measurement using $B(b \rightarrow c\bar{c}s') \approx n_c - 1$ which involves large errors, we suggest to directly determine $B(b \rightarrow c\bar{c}s')$ by adding up the “wrong-sign” charm in tagged B decays [3,8],

$$\begin{aligned} B(b \rightarrow c\bar{c}s') \approx B(b \rightarrow \bar{c}) = & B(\bar{B} \rightarrow D_s^- X) + B(\bar{B} \rightarrow \bar{D} X) + B(\bar{B} \rightarrow \bar{\Lambda}_c X) + \\ & + B(\bar{B} \rightarrow \bar{\Xi}_c X) + B(\bar{B} \rightarrow (c\bar{c}) X) . \end{aligned} \quad (17)$$

The traditional lepton and K^\pm tags could be supplemented by other tags, such as K^* and jet charge techniques. Further, the number of DD and DD_s events per $\Upsilon(4S) \rightarrow B\bar{B}$ decay can

be combined with the single, inclusive D and D_s yields in untagged B decay to determine $B(\overline{B} \rightarrow \overline{D}X)$ and $B(\overline{B} \rightarrow D_s^- X)$ [3]. Of course, $B^0 - \overline{B}^0$ mixing effects must be corrected for [28]. No tagging is required to measure $B(\overline{B} \rightarrow (c\bar{c})X)$.

A sizable $B(\overline{B} \rightarrow D\overline{D} \ \overline{K}X)$ would show up as a $D^{(*)}\overline{K}$ (from cs) enhancement. The background at the $\Upsilon(4S)$ is much reduced because

$$\Upsilon(4S) \rightarrow \overline{B} B \rightarrow \overline{D} \rightarrow K$$
$$\quad \downarrow$$
$$\quad \longrightarrow D, \tag{18}$$

which naturally yields a DK correlation, while its $D\overline{K}$ correlation is suppressed. The Dalitz plot allows to enhance the $D^{(*)}\overline{K}$ signal correlation further by assuming

$$\frac{d\Gamma}{dm_{D^{(*)}\bar{K}}^2} \approx \frac{d\Gamma}{dm_{cs}^2}.$$

The invariant mass spectrum of the $b \rightarrow c\bar{c}s$ transition indicates that $D^{(*)}\overline{K}$ (from cs) tends to have a large invariant mass, see Fig. 2.

The inclusive D_s yield in B decays, R_{D_s} , has two roughly equal contributions. Figure 3 shows the measured momentum spectrum [19]. Whereas the high peak is dominated by the exclusive two-body modes $\overline{B} \rightarrow D^{(*)}D_s^{(*)-}$, the underlying dynamics of the remainder had been unclear. The factorization assumption is successful in predicting ratios of rates for the two-body modes $\overline{B} \rightarrow D^{(*)}D_s^{(*)-}$ [19]. Thus we assume factorization and predict that $b \rightarrow c + D_s^{(*)-}$ is dominated by the exclusive two-body decays $\overline{B} \rightarrow D^{(*)}D_s^{(*)-}$ in analogy to semileptonic decay of B mesons. We calculate that

$$\frac{\Gamma(\overline{B} \rightarrow D^{(*)} D_s^{(*)-})}{\Gamma(b \rightarrow c + D_s^{(*)-})} = 0.7 \pm 0.2, \quad (19)$$

where the quoted error refers to a variation in the b -quark mass, $4.4 \leq m_b \leq 5.2 \text{ GeV}$, and in the slope of the Isgur-Wise function [30], $\rho^2 = 0.84 \pm 0.15$. The numerator is the sum over the four exclusive two-body rates obtained [31,32] by using the heavy quark limit [33]. The denominator is the sum of two rates $b \rightarrow c + D_s$ and $b \rightarrow c + D_s^*$. It treats the $b \rightarrow c$ transition as if it were that of free quarks [15]. The decay constant f_{D_s} , the CKM elements

and the factorization parameter [34] a_1 all cancel in the ratio. The prediction Eq. (19) can currently be tested since the ratio $\Gamma(\overline{B} \rightarrow D^{(*)} D_s^{(*)-})/\Gamma(b \rightarrow c + D_s^{(*)-})$ is an observable [35] in which the uncertainty due to $B(D_s \rightarrow \phi\pi)$ cancels. The prediction Eq. (19) together with the measured ratio [19]

$$\frac{B(\overline{B} \rightarrow D^{(*)} D_s^{(*)-})}{R_{D_s}} = 0.46 \pm 0.04 , \quad (20)$$

yields that [35]

$$B(\overline{B} \rightarrow DD_s^- X) \approx B(b \rightarrow c + D_s^{(*)-}) = (0.7 \pm 0.2) R_{D_s} . \quad (21)$$

The remainder of the inclusive D_s yield in B decays $[R_{D_s} - B(\overline{B} \rightarrow DD_s^- X) = (0.3 \pm 0.2) R_{D_s}]$ could be a significant fraction of the lower momentum D_s mesons. One sizable source for it could be the $b \rightarrow c\bar{c}s$ transition with $\bar{s}s$ fragmentation [22],

$$B(b \rightarrow c\bar{c}s + \bar{s}s) \approx 0.01 - 0.03 . \quad (22)$$

One generally expects one D_s^- per such a transition, as long as D_s^{*-} and higher D_s^- resonance production in $b \rightarrow c\bar{c}s + \bar{s}s$ transitions is negligible. The total D_s^- production in flavor-tagged \overline{B} decays is thus expected to be

$$B(\overline{B} \rightarrow D_s^- X) \approx B(b \rightarrow c\bar{c}s + \bar{s}s) + B(\overline{B} \rightarrow DD_s^- X) \approx 0.1 . \quad (23)$$

The D_s^+ yield in flavor-tagged \overline{B} decays is governed by the $b \rightarrow c$ transition with $\bar{s}s$ fragmentation, and may be non-negligible

$$B(\overline{B} \rightarrow D_s^+ X) = R_{D_s} - B(\overline{B} \rightarrow D_s^- X) \sim 10^{-2} . \quad (24)$$

For a model of the relative contributions to the D_s^+ yield from $b \rightarrow c\bar{u}d, c\ell\nu, c\bar{c}s$ transitions with $\bar{s}s$ fragmentation, we refer the reader to Ref. [22]. The D_s^+ yield in flavor-tagged \overline{B} decays has been traditionally neglected [15,17,9].

In conclusion, by combining reliable theoretical calculations and precise experimental measurements [8], we obtain a more accurate estimate of $B(b \rightarrow c\bar{c}s')$ and of n_c than previous investigations [9,17,2,3,5–7]. We predict

$$B(b \rightarrow c\bar{c}s') = 0.32 \pm 0.05 \text{ and } n_c = 1.30 \pm 0.05, \quad (25)$$

which is significantly larger than the low experimental value $n_c|_{exp} = 1.10 \pm 0.06$. We believe that (25) is on firm ground, and expect an increase in the measured n_c in the future. Our prediction can be tested in a variety of ways. First we advocate to measure $B(b \rightarrow c\bar{c}s')$ by counting up the number of anticharmed hadrons (the “wrong” charm flavor) per \bar{B} -decay. A sizable BR for $\bar{B} \rightarrow D\bar{D} \bar{K}X$ is our second prediction. It shows up as a large $\ell^- D$ and $\ell^+ \bar{D}$ correlation after removing $B^0 - \bar{B}^0$ mixing effects [28], where the primary lepton comes from one B hadron and the charmed meson from the other B -hadron in the event. It can also be seen by observing the exclusive modes $\bar{B} \rightarrow D^{(*)}\bar{D}^{(*)}\bar{K}$, and/or by searching for $D^{(*)}\bar{K}$ (from cs) correlations. There are many additional implications, consequences and tests which we hope to discuss in a forthcoming report [22].

We are delighted to thank James D. Bjorken for insightful suggestions and comments, and Martin Beneke, Tom Browder, Adrian Cho, Peter S. Cooper, Amol Dighe, Estia Eichten, Scott Menary, Chris Quigg, Jonathan L. Rosner and Alan Weinstein for discussions. We thank Lois Deringer for typing this manuscript. This work was supported by the Department of Energy, Contract. No. DE-AC02-76CH03000.

TABLES

TABLE I. The predicted semileptonic branching ratio, the $B(b \rightarrow c\bar{c}s')$ and n_c taken from Bagan et al. [6].

Scheme	$B(\bar{B} \rightarrow X_c \ell \nu)$	$B(b \rightarrow c\bar{c}s')$	n_c
\overline{MS}	0.112 ± 0.017	0.35 ± 0.19	1.35 ± 0.19
Pole mass	0.120 ± 0.014	0.27 ± 0.07	1.27 ± 0.07

TABLE II. The five classes of hadronization of $b \rightarrow c\bar{c}s$. ($c\bar{c}$) denotes charmonia not seen in $D\bar{D}X$, and class (e) involves $\bar{s}s$ fragmentation.

Class	Mode	BR	Reference
(a)	$\bar{B} \rightarrow DD_s^- X$	$(0.7 \pm 0.2)R_{D_s} \approx 0.08$	[21] [9,22]
(b)	$\bar{B} \rightarrow \Xi_c \bar{\Lambda}_c X$	0.01	
(c)	$\bar{B} \rightarrow (c\bar{c})\bar{K}X$	0.03	
(d)	$\bar{B} \rightarrow D\bar{D} \bar{K}X$	~ 0.2	
(e)	$b \rightarrow c\bar{c}s + \bar{s}s$	$\sim few \times 10^{-2}$	
Total:	$b \rightarrow c\bar{c}s$	0.31 ± 0.05	

REFERENCES

- [1] G. Altarelli and S. Petrarca, Phys. Lett. **B261**, 303 (1991).
- [2] I.I. Bigi, B. Blok, M.A. Shifman and A. Vainshtein, Phys. Lett. **B323**, 408 (1994).
- [3] A.F. Falk, M.B. Wise, and I. Dunietz, Phys. Rev. **D51**, 1183 (1995).
- [4] E. Bagan, P. Ball, V.M. Braun, and P. Gosdzinsky, Nucl. Phys. **B432**, 3 (1994).
- [5] E. Bagan, P. Ball, V.M. Braun, and P. Gosdzinsky, Phys. Lett. **B342**, 362 (1995).
- [6] E. Bagan, P. Ball, B. Fiol and P. Gosdzinsky, Phys. Lett. **B351**, 546 (1995).
- [7] M.B. Voloshin, Phys. Rev. **D51**, 3948 (1995).
- [8] I. Dunietz, Fermilab Report No. FERMILAB-PUB-94/361-T, Jan. 1995 (hep-ph/9501287), to appear in Phys. Rev. **D**.
- [9] T.E. Browder and K. Honscheid, Hawaii University report, UH-511-816-95, Mar 1995 (hep-ph/9503414), to be published in Progress in Particle and Nuclear Physics **35**, ed. K. Faessler.
- [10] H. Simma, G. Eilam and D. Wyler, Nucl. Phys. **B352**, 367 (1991); H. Simma, P.h. D. thesis, Diss. ETH No. 9781, dissertation submitted to the Swiss Federal Institute of Technology, Zürich, 1992, and references therein.
- [11] A.F. Falk, Z. Ligeti, M. Neubert and Y. Nir, Phys. Lett. **B326**, 145 (1994).
- [12] D. Buskulic et al. (ALEPH Collaboration), Phys. Lett. **B343**, 444 (1994).
- [13] I. Bigi, B. Blok, M. Shifman, N. Uraltsev, A. Vainshtein, in the second edition of the book *B decays*, p. 132, ed. S. Stone, World Scientific, 1994, and references therein.
- [14] K. Honscheid, K.R. Schubert and R. Waldi, Z. Phys. **C63**, 117 (1994).
- [15] W.F. Palmer and B. Stech, Phys. Rev. **D48**, 4174 (1993).

- [16] A.L. Kagan, Phys. Rev. **D51**, 6196 (1995).
- [17] F. Muheim, to be published in the proceedings of the DPF'94 conference, University of New Mexico, Albuquerque, New Mexico, August, 1994. This reference did not include the measured inclusive Ξ_c yield in \overline{B} decays that is not produced by $\overline{B} \rightarrow \Xi_c \overline{\Lambda}_c X$. It must be included in calculating n_c .
- [18] The inclusive yields of D_s [19] and Λ_c [20] in B decay can be expressed in terms of the $B(D_s \rightarrow \phi\pi)$ and $B(\Lambda_c \rightarrow pK^-\pi^+)$ as,
- $$R_{D_s} = (0.12 \pm 0.01) \frac{0.035}{B(D_s \rightarrow \phi\pi)} ,$$
- $$R_{\Lambda_c} = (0.041 \pm 0.008) \frac{0.044}{B(\Lambda_c \rightarrow pK^-\pi^+)} .$$
- We choose the current central values $B(D_s \rightarrow \phi\pi) = 0.035$ and $B(\Lambda_c \rightarrow pK^-\pi^+) = 0.044$. We alert the reader that smaller absolute BR 's for D_s and Λ_c decays increase the yield of charm per B , and would lessen the discrepancy between experiment and theory regarding n_c . $B(\overline{B} \rightarrow \Xi_c \overline{\Lambda}_c X)$ is obtained by combining R_{Λ_c} and the relevant $\ell^\pm \Lambda_c$ measurement [21] where the primary lepton comes from one B and the Λ_c from the other B in the $\Upsilon(4S)$ event. The inclusive BR into $(c\bar{c})$ charmonia is obtained [22] to be 0.026 ± 0.004 by summing over their observed and estimated BR 's which is larger than previous estimates [9].
- [19] T. Bergfeld et al., Cornell Report, CLEO CONF 94-9, 1994.
- [20] M.M. Zoeller (CLEO Collaboration), Ph. D. Thesis, submitted to the State University of New York, Albany, 1994.
- [21] D. Cinabro et al. (CLEO Collaboration), Cornell report, CLEO CONF 94-8, 1994.
- [22] G. Buchalla, I. Dunietz, and H. Yamamoto, Fermilab Report No. FERMILAB-PUB-94/363-T, in progress.
- [23] A detailed analysis of inclusive K^* yields in B decays suggests that the dominant source

- of \overline{K}^* in $\overline{B}^{(-)}$ decays comes from intermediate charmed hadrons. Thus there is not much room for \overline{K}^* in the process $\overline{B} \rightarrow D\overline{D} \overline{K}^* X$.
- [24] M. Peshkin and J.L. Rosner, Nucl. Phys. **B122**, 144 (1977); I. Dunietz and H. Yamamoto, in progress.
 - [25] J.D. Bjorken, Estimates of Decay Branching Ratios for Hadrons Containing Charm and Bottom Quarks (the Rosenfeld tables), unpublished, draft of July 1986.
 - [26] V.I. Morgunov and K.A. Ter-Martirosyan, “Decay and Structure of Heavy Quark Hadrons: B -Meson’s case,” ITEP report, Moscow 1995.
 - [27] A. Brody et al., Phys. Rev. Lett. **48**, 1070 (1982); M. S. Alam et al. (CLEO Collaboration), Phys. Rev. Lett. **58**, 1814 (1987); H. Albrecht et al. (ARGUS Collaboration), Z. Phys. **C62**, 371 (1994); R.Aleksan, J.Bartelt, P.R.Burchat and A.Seiden, Phys. Rev. **D39**, 1283 (1989); G. J. Feldman et al., in High Energy Physics in the 1990s, edited by S. Jensen, p. 561, Snowmass, 1988, published by World Scientific, Singapore.
 - [28] I. Dunietz, Fermilab Report No. FERMILAB-PUB-94/163-T, September 1994 (hep-ph/9409355), and references therein.
 - [29] J.D. Lewis (CLEO collaboration), Ph.D. Dissertation, Cornell University, 1991; D. Borretto et al., Phys. Rev. **D45**, 21 (1992); Browder and Honscheid, Ref. [9].
 - [30] B. Barish et al., Phys. Rev. **D51**, 1014 (1995).
 - [31] J.L. Rosner, Phys. Rev. **D42**, 3732 (1990); and in “Research Directions for the Decade,” Proceedings of the 1990 Summer Study on High Energy Physics, Snowmass 1990, E.L. Berger editor, World Scientific, Singapore 1992, p. 255.
 - [32] T. Mannel, W. Roberts, Z. Ryzak, Phys. Rev. **D44**, R18 (1991); Phys. Lett. **B259**, 359 (1991).
 - [33] N. Isgur and M.B. Wise, Phys. Lett. **B237**, 527 (1990); Phys. Lett. **B232**, 113 (1989).

- [34] M. Bauer, B. Stech and M. Wirbel, Z. Phys. **C34**, 103 (1987).
- [35] Although D_s^{*-} resonances are not normally seen as $D_s^- X$, some are broad enough to be produced below the $\overline{D}^{(*)} \overline{K}$ threshold where they decay to $D_s^- X$. That contribution has not been included in the estimate for $\Gamma(b \rightarrow c + D_s^{(*)-})$. We approximate $\Gamma(b \rightarrow c + D_s^{(*)-}) \approx \Gamma(\overline{B} \rightarrow D D_s^- X)$, since $s\overline{s}$ fragmentation at the $b \rightarrow c$ vertex is small. Information about this $s\overline{s}$ fragmentation comes from $\overline{B} \rightarrow D_s^{(*)+} \overline{K} X \ell \nu$, which has not yet been observed and for which upper limits exist [36]. $B(\overline{B} \rightarrow D_s^{(*)+} \overline{K} e \nu)$ is estimated to be $\sim \text{few} \times 10^{-3}$ [I. Dunietz, J.L. Goity, and W. Roberts, in preparation].
- [36] Particle Data Group, L. Montanet et al., Phys. Rev. **D50**, 1173 (1994).

FIGURES

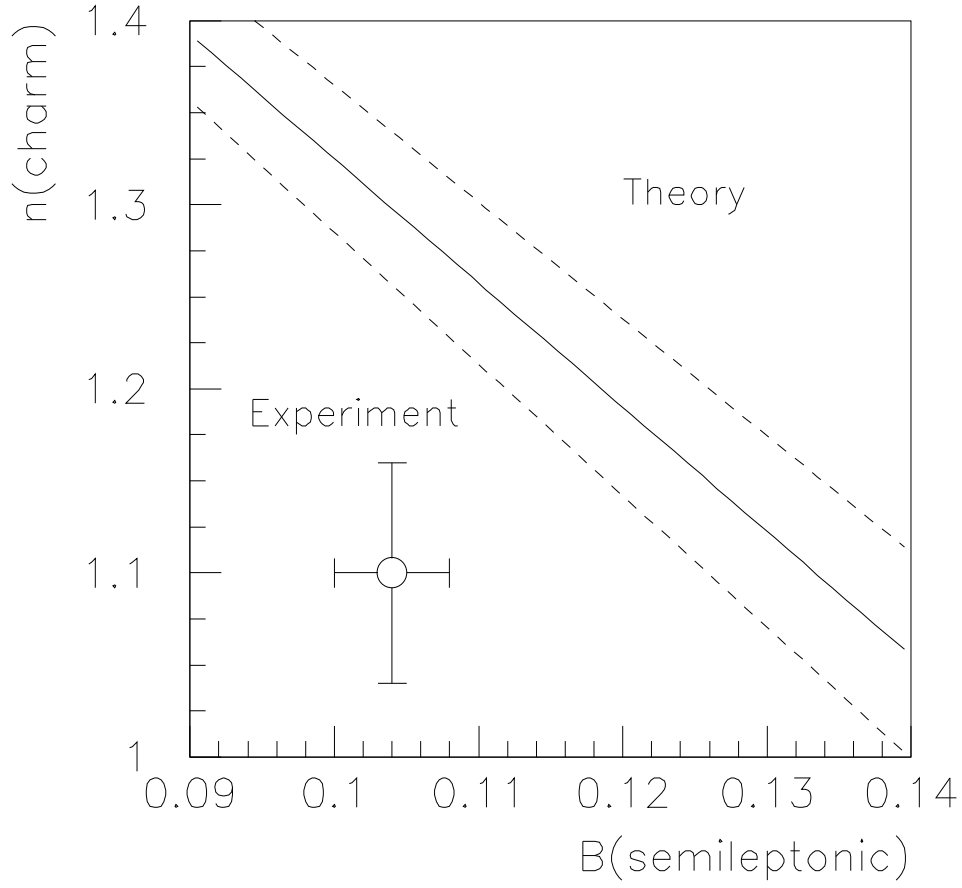


FIG. 1. Number of charm per B decay (n_c) is plotted against the B meson semileptonic branching ratio. The uncertainty in the theoretical prediction is indicated by dashed lines.

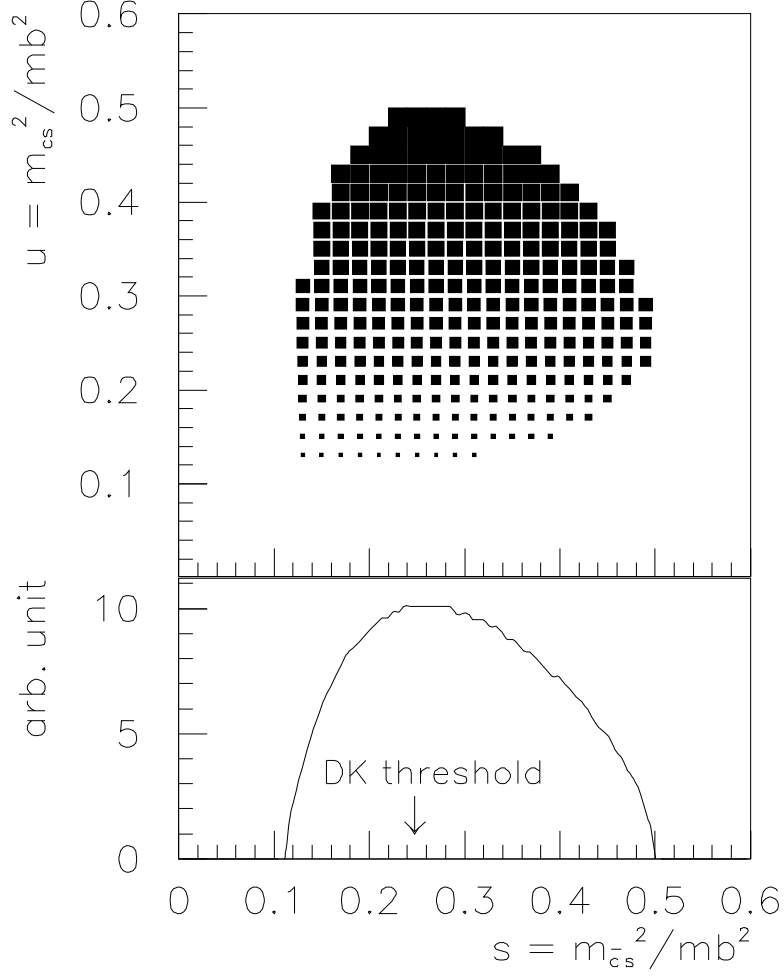


FIG. 2. Dalitz plot of the decay $b \rightarrow c\bar{c}s$ as a function of $u(=m_{cs}^2/m_b^2)$ and $s(=m_{\bar{c}s}^2/m_b^2)$. The projection onto the s axis is shown at the bottom where the $\overline{D} \ \overline{K}$ threshold is indicated by an arrow.

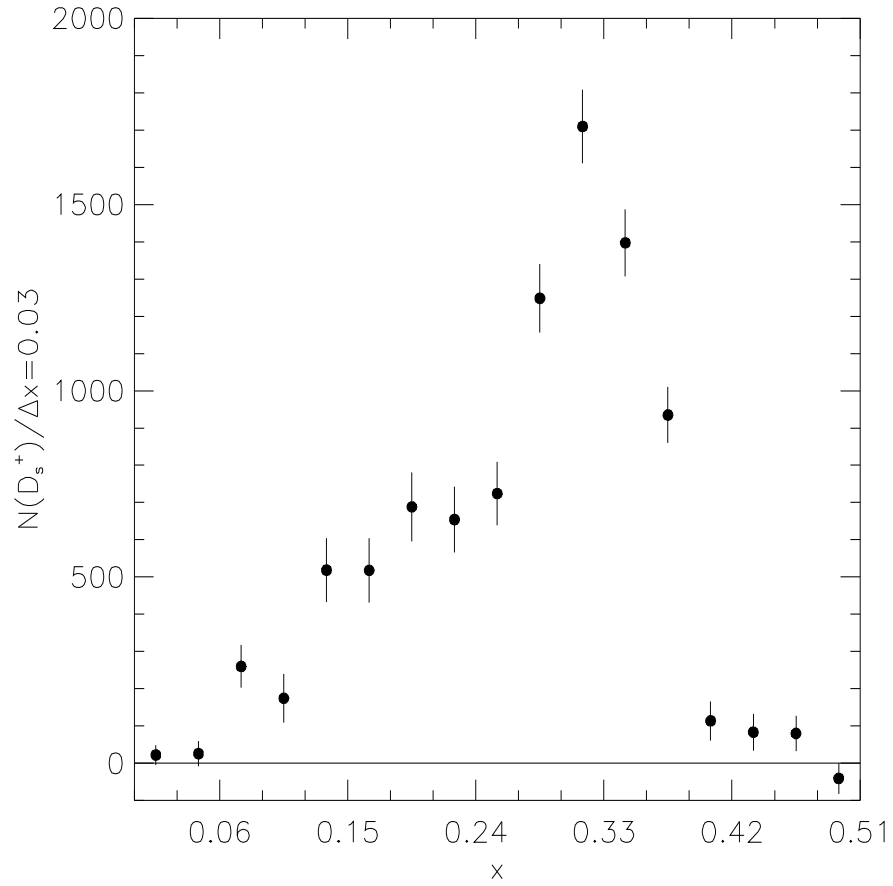


FIG. 3. Momentum spectrum of inclusive D_s mesons produced in untagged B decays at the $\Upsilon(4S)$ as measured by the CLEO collaboration. The parameter x is defined by $x = p_{D_s}/p_{\max}$ where $p_{\max}^2 \equiv E_{\text{beam}}^2 - M_{D_s}^2$. The continuum background has been subtracted.