

DTP/95/38
UR-1420
ER-40685-869
May 1995

On Gluon Radiation in $t\bar{t}$ Production and Decay

Lynne H. Orr

*Department of Physics, University of Rochester
Rochester, NY 14627-0171, USA*

T. Stelzer

*Department of Physics, University of Durham
Durham DH1 3LE, England*

and

W.J. Stirling

*Departments of Physics and Mathematical Sciences, University of Durham
Durham DH1 3LE, England*

Abstract

Understanding the pattern of gluon radiation in $t\bar{t}$ production processes is important for making an accurate determination of the top mass from the measurement of its decay products. In a recent paper we showed that the exact matrix element and parton shower (HERWIG) calculations gave very different results for the distribution of gluon jets in $t\bar{t}$ production at the Tevatron $p\bar{p}$ collider. By repeating the calculation for the simpler $e^+e^- \rightarrow b\bar{b}W^+W^-g$ process, we reveal even more dramatic differences between the two approaches. We conclude that there are significant differences in gluon radiation between HERWIG and the matrix element calculation in regions of phase space where one would expect agreement.

Having established the existence of the top quark through its production in $p\bar{p}$ collisions at the Fermilab Tevatron [1, 2], the CDF and D0 collaborations must now accurately measure the top mass. To do so requires understanding gluon radiation in top events. Because top is observed only through its decays, measuring its mass requires reconstructing the momenta of its decay products and comparing measured invariant mass distributions with those predicted by theory. And because gluons can be radiated in top production *and* decay, top events often contain extra jets which may or may not need to be counted among the decay products. While this cannot be decided on an event-by-event basis, in principle the problem of extra jets can be dealt with as long as their distributions are properly understood.

In previous work [3, 4] we studied the distributions of extra jets in $t\bar{t}$ production and decay at the Tevatron $p\bar{p}$ collider. In [4] we performed a complete tree-level calculation of the process $p\bar{p} \rightarrow bW^+\bar{b}W^- + \text{jet} + X$, in which we included all contributions from gluons emitted in the production and decay stages as well as all top width effects and spin correlations. We compared our exact matrix element results to those obtained using the parton-shower Monte Carlo program HERWIG [5], which is widely used in the experimental analyses. We found a significant discrepancy between the two calculations. Although we were unable to identify the reason for the discrepancy, the differences in jet distributions seemed to indicate a relative lack of gluons radiated in top decay compared to top production in HERWIG.

In this paper we pursue further the comparison of matrix element (ME) and parton shower (PS) calculations of gluon radiation in top production and decay. In light of the subtle issues associated with making ME-PS comparisons, and of the complications associated with hadronic top production, it is necessary to investigate the differences in a systematic way. Therefore we focus here on the simpler case of e^+e^- collisions, where many of the complications of $p\bar{p}$ collisions, such as initial state radiation, are absent, and where a cleaner comparison can be performed. Then, armed with our e^+e^- results, we return to a discussion of the hadronic case.

Comparing a fixed order calculation with a full parton shower program presents several challenges. Most notable is that the ME calculation produces only partons directly from the hard process, whereas in the PS calculation, any number of partons can be present as a result of showers, and multiple gluon effects can be important. In order to develop a meaningful method for comparison, we begin by studying the well-understood process $e^+e^- \rightarrow q\bar{q}g$, where q is a light quark. Next, we make the same comparison but including a non-zero quark mass ($e^+e^- \rightarrow Q\bar{Q}g$). From these processes a useful method of comparison is found, and the regions of applicability for the different calculations are studied. Having understood the simpler processes, we then consider $e^+e^- \rightarrow bW^+\bar{b}W^- + g$ via top pair production. Cuts are kept to the minimum necessary to avoid singularities.

In each case, the final state hadrons in the ME calculation are two quarks and

a single extra gluon (we ignore the W 's from top decay; they can be considered to decay leptonically). In the PS calculation the final state contains two quarks plus any number of showered partons. In order to make the ME–PS comparison, we must use some algorithm to combine showered partons in the PS calculation so that we are left with at most three jets.¹ We use the Durham successive combination algorithm [6], which has the advantages [7] that it reproduces LEP data well and lends itself to direct comparison with ME calculations.

We apply the Durham algorithm as follows. For each pair of partons (or jets) i and j , we compute the quantity

$$y_{ij} \equiv \frac{2 \min(E_i^2, E_j^2)(1 - \cos \theta_{ij})}{s}, \quad (1)$$

where $E_{i(j)}$ is the energy of parton $i(j)$, θ_{ij} is the angle between them, and s is the process center-of-mass energy. The pair with the smallest y_{ij} are combined into a single jet with four-momentum $p = p_i + p_j$. The jet replaces the partons in the y_{ij} computations and we repeat the process until no more than three jets remain. Note that for small angles, the numerator of y_{ij} is simply the k_T^2 of the less energetic parton with respect to the more energetic one. Hence the algorithm causes the partons with the smallest relative transverse momentum to be combined. In addition, the dimensionless variable y is somewhat like an angular variable, so that this method is analogous to the angular cone algorithm used in our comparisons for $p\bar{p}$ [4].

After using the jet algorithm, we have three-‘jet’ events from both PS and ME calculations, and they can now be compared. To do so, we make further use of the Durham variable: for each event, we plot the distribution as a function of the smallest value of y ($\equiv y_{\min}$) for all pairings of the remaining three jets. Because large values of y_{\min} correspond to large relative k_T , *i.e.*, large angles and energies, the ME and PS results should agree well in this region. Small values of y_{\min} bring us into the soft/collinear regime, where the ME result diverges as $y_{\min} \rightarrow 0$. In this region multiple gluon effects become important, and we expect the PS result, which takes these into account via resummation, to remain finite.

This behavior is illustrated in Fig. 1(a), which shows the y_{\min} distribution for $e^+e^- \rightarrow q\bar{q}g$ (massless quarks) with a center-of-mass energy of 100 GeV. Since we are primarily interested in shapes of distributions, the normalization of the ME calculation is chosen (via the α_s scale) so that the distributions for $e^+e^- \rightarrow q\bar{q}g$ agree at large values of y_{\min} . We see, then, that ME and PS agree quite well for large y_{\min} , not only in normalization, which we have fixed, but in shape, which we are not free to manipulate. As y_{\min} decreases, the ME distribution rises, diverging as $\alpha_s \ln^2(1/y_{\min})$, but we see the multigluon effects begin to show in the PS curve, which turns over and remains finite.

¹The PS results were obtained using HERWIG [5] (v5.8), with hadronization and b quark decays turned off.

The effect of giving the final quark a mass is shown in Fig. 1(b) for the process $e^+e^- \rightarrow b\bar{b}g$. Note that the b mass has weakened the ME divergence, and the distribution for all y_{\min} is less steep than in the massless case. The PS calculation again reproduces the ME result (including the rounding due to the mass) quite well in the large y_{\min} region, and we see the two results begin to disagree as multigluon effects come in for smaller y_{\min} .

Satisfied that we understand the above simple cases, we turn to top production. The ME and PS calculations performed here for e^+e^- production of top are similar to those performed in [4]. We take $m_t = 175$ GeV. To obtain the ME results we have performed an exact parton-level calculation of $e^+e^- \rightarrow bW^+\bar{b}W^- + g$, including top width effects, using helicity amplitudes generated by the MadGraph [8] package. The PS results were obtained using HERWIG [5] (v5.8), with hadronization and b quark decays switched off. As in the case of hadronic top production, we do not consider radiation off the W decay products, and the W 's can be considered to decay leptonically.

We proceed with the jet algorithm as above, and compare the ME and PS y_{\min} distributions for center-of-mass energy 420 GeV in Fig. 2.² The difference is quite dramatic. The ME curve displays further rounding as one might expect from a higher mass quark or from the lack of correlation between the final state b quarks and gluons radiated from the t or \bar{t} . The behavior of the PS curve is unexpected. We see the usual turn-over at small values of y_{\min} , but the large y_{\min} behavior is surprising. Not only does PS not reproduce ME; its shape is so different that there is no shift in normalization that would cause the two to agree.

Given that the matrix element calculation is of fixed order in perturbation theory, one expects that its region of validity would start at large values of y_{\min} and extend to the left to the region where we expect multiple gluon emissions to become important. Since the parton shower has these multiple emissions, but uses an angular ordering algorithm, we expect its region of validity to be from small values of y_{\min} and extend to the right. The fact that there is almost no region of overlap is very disturbing.

We have been unable to pin down the reason for the above discrepancy. Although it is in principle difficult to compare fixed order (ME) with approximate all-orders (PS) calculations, the fact that the comparison works well for *light* quarks suggests that this is not the explanation for the difference. Furthermore, there is no reason why a matrix element calculation which works well for light quarks should fail for heavy quarks, provided of course that appropriate cuts are used to avoid the soft and collinear regions. Following the results of Ref. [4], it has been suggested [9] that the observed differences between the PS and ME calculations were due to a choice of cuts in the latter that were too sensitive to the infra-red region, thus implying that important

²This energy is chosen to approximate the average subprocess center-of-mass energy for $t\bar{t}$ production in $p\bar{p}$ collisions at the Tevatron.

higher-order multi-gluon contributions were missing from the ME calculation. However (see below) increasing the jet E_T^{\min} cut in the calculation of Ref. [4], and thus moving to a phase-space region where the ME approach should work even better, does not resolve the problem.

We are therefore forced to conclude that the implementation of very heavy quark production and/or decay in HERWIG may not be correct. One can perhaps shed further light on this by comparing the two calculations for *stable* top production, thus testing the ‘production’ part of the jet cross section in each case. The result of such a comparison is shown in Fig. 3, where the distribution in y_{\min} is shown for stable $m_t = 175$ GeV $t\bar{t}g$ production in e^+e^- collisions at $\sqrt{s} = 420$ GeV. In contrast to Fig. 1 (essentially the same distribution but for light quarks), there is a marked difference between the two calculations in the medium-small y_{\min} region. Note that in this case there is no collinear singularity and so the divergence as $y_{\min} \rightarrow 0$ is weaker ($\sim \alpha_s \ln y_{\min}$) in the ME distribution. It is difficult to see how higher-order multi-gluon contributions could produce such a pronounced *increase* at $y_{\min} \sim 10^{-4}$ in the PS calculation. By comparing Figs. 2 and 3, we see that the difference in the ‘production’ part can also be seen in the full ‘production + decay’ distribution.

Finally, we return to the case of hadronic top production. We recall that the discrepancy we found in [4] is similar to that observed in e^+e^- collisions (Fig. 2). Essentially it amounts to a relative deficit of decay stage radiation in the PS calculation. This effect is both enhanced and clarified in the study in e^+e^- because of the lack of initial state radiation, and the cleaner environment. As a final confirmation of this fact, we replot in Fig. 4 the distributions in the phase-space separation variable ΔR_{bj} in $p\bar{p}$ collisions at $\sqrt{s} = 1.8$ TeV from the ME and PS (HERWIG) calculations, with a very large cut on the transverse energy of the jets. In this region, the tree-level ME calculation should certainly be a good approximation [9]. Again we observe a large discrepancy between HERWIG and the matrix element calculation. It is difficult to estimate the effect of this difference on top quark analyses, and in particular on the measurement of the top mass, but clearly every effort should be made to ensure that the event simulators used to study the top quark do indeed constitute a good approximation to the underlying physics.

Two of us (TS,WJS) are grateful to the UK PPARC for financial support. Useful discussions with Nigel Glover, Michelangelo Mangano, Stephen Parke and Bryan Webber are acknowledged. This work was supported in part by the U.S. Department of Energy, under grant DE-FG02-91ER40685 and by the EU Programme “Human Capital and Mobility”, Network “Physics at High Energy Colliders”, contract CHRX-CT93-0537 (DG 12 COMA).

References

- [1] CDF collaboration: F. Abe *et al.*, Phys. Rev. Lett. **74** (1995) 2626.
- [2] D0 collaboration: S. Abachi *et al.*, Phys. Rev. Lett. **74** (1995) 2632.
- [3] L.H. Orr and W.J. Stirling, Phys. Rev. **D51** (1995) 1077.
- [4] L.H. Orr, T. Stelzer and W.J. Stirling, Durham University preprint DTP/94/112 (1994), hep-ph/9412294, to be published in Phys. Rev. **D**.
- [5] G. Marchesini and B.R. Webber, Nucl. Phys. **B310** (1988) 461.
G. Marchesini, B.R. Webber, G. Abbiendi, I.G. Knowles, M.H. Seymour and L. Stanco, Comp. Phys. Commun. **67** (1992) 465.
- [6] Yu.L. Dokshitzer, contribution to the *Workshop on Jets at LEP and HERA*, Durham, England, December (1990); see summary by W.J. Stirling, J. Phys. G **17** (1991) 1572.
S. Catani, Yu.L. Dokshitzer, M. Olsson, G. Turnock and B.R. Webber, Phys. Lett. **B269** (1991) 432.
- [7] S. Bethke, Z. Kunszt, D.E. Soper, and W.J. Stirling, Nucl. Phys. **B370** (1992) 310.
- [8] T. Stelzer, W.F. Long, Comp. Phys. Commun. **81** (1994) 357.
- [9] S. Frixione, M.L. Mangano, P. Nason and G. Ridolfi, CERN preprint CERN-TH-95-52 (1995).

Figure Captions

- [1] (a) $e^+e^- \rightarrow q\bar{q}g$ at $\sqrt{s} = 100$ GeV: PS (HERWIG) versus ME as a function of y_{\min} . A cut of $y_{\min} > 2 \times 10^{-3}$ has been placed on the matrix element calculation.
(b) $e^+e^- \rightarrow b\bar{b}g$ at $\sqrt{s} = 100$ GeV: PS (HERWIG) versus ME as a function of y_{\min} . A cut of $y_{\min} > 2 \times 10^{-4}$ has been placed on the matrix element calculation.
- [2] $e^+e^- \rightarrow bW^+\bar{b}W^-g$ at $\sqrt{s} = 420$ GeV with $m_t = 175$ GeV: PS (HERWIG) versus ME as a function of y_{\min} .
- [3] $e^+e^- \rightarrow t\bar{t}g$ at $\sqrt{s} = 420$ GeV with $m_t = 175$ GeV and no top decay: PS (HERWIG) versus ME as a function of y_{\min} .
- [4] $p\bar{p} \rightarrow bW^+\bar{b}W^-g + X$ at $\sqrt{s} = 1.8$ TeV with $m_t = 175$ GeV: PS (HERWIG) versus ME, distribution in ΔR_{bj} for $E_T^{\min} > 20$ GeV, $\Delta R_{bj} > 0.4$.

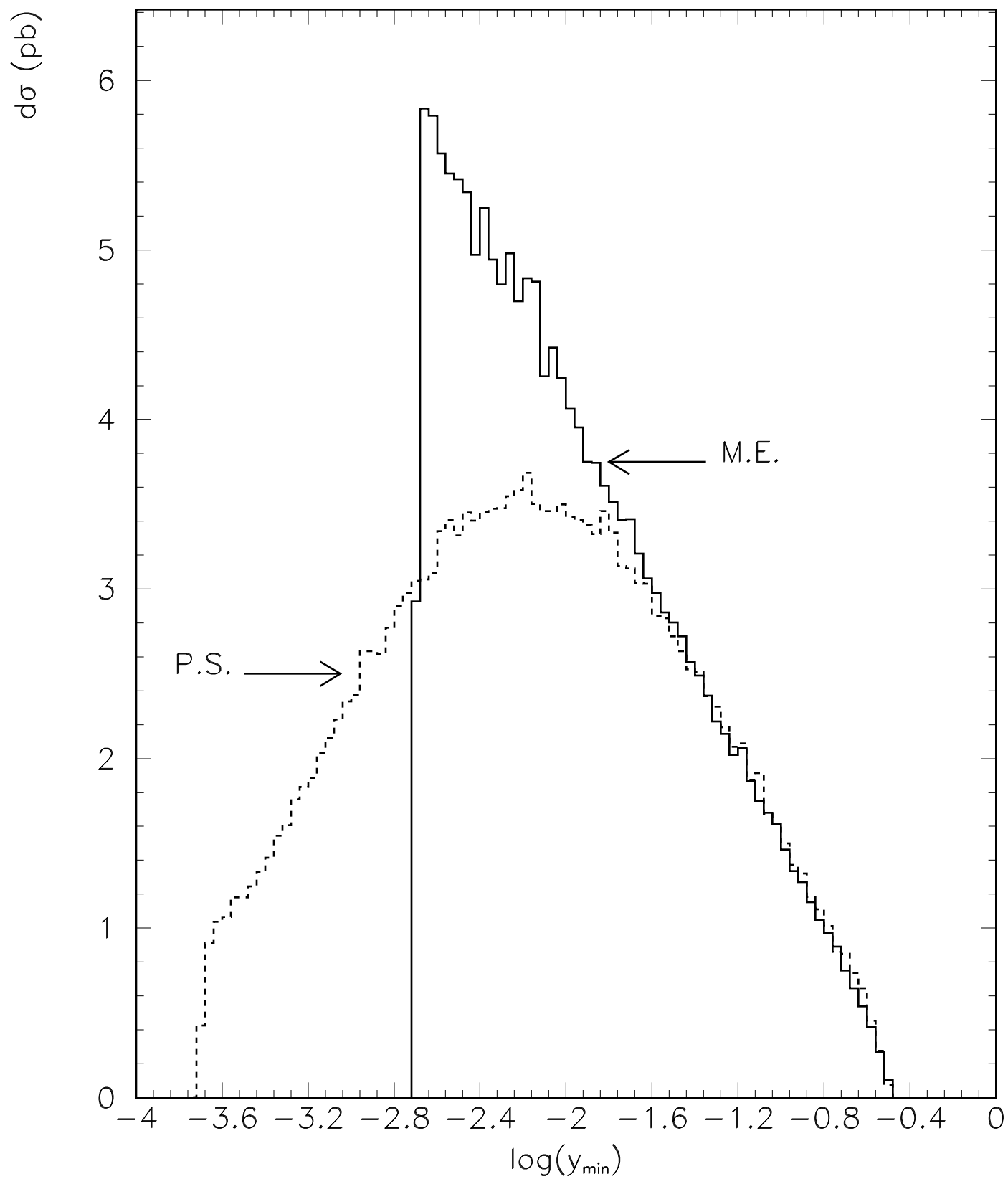


Fig. 1 (a)

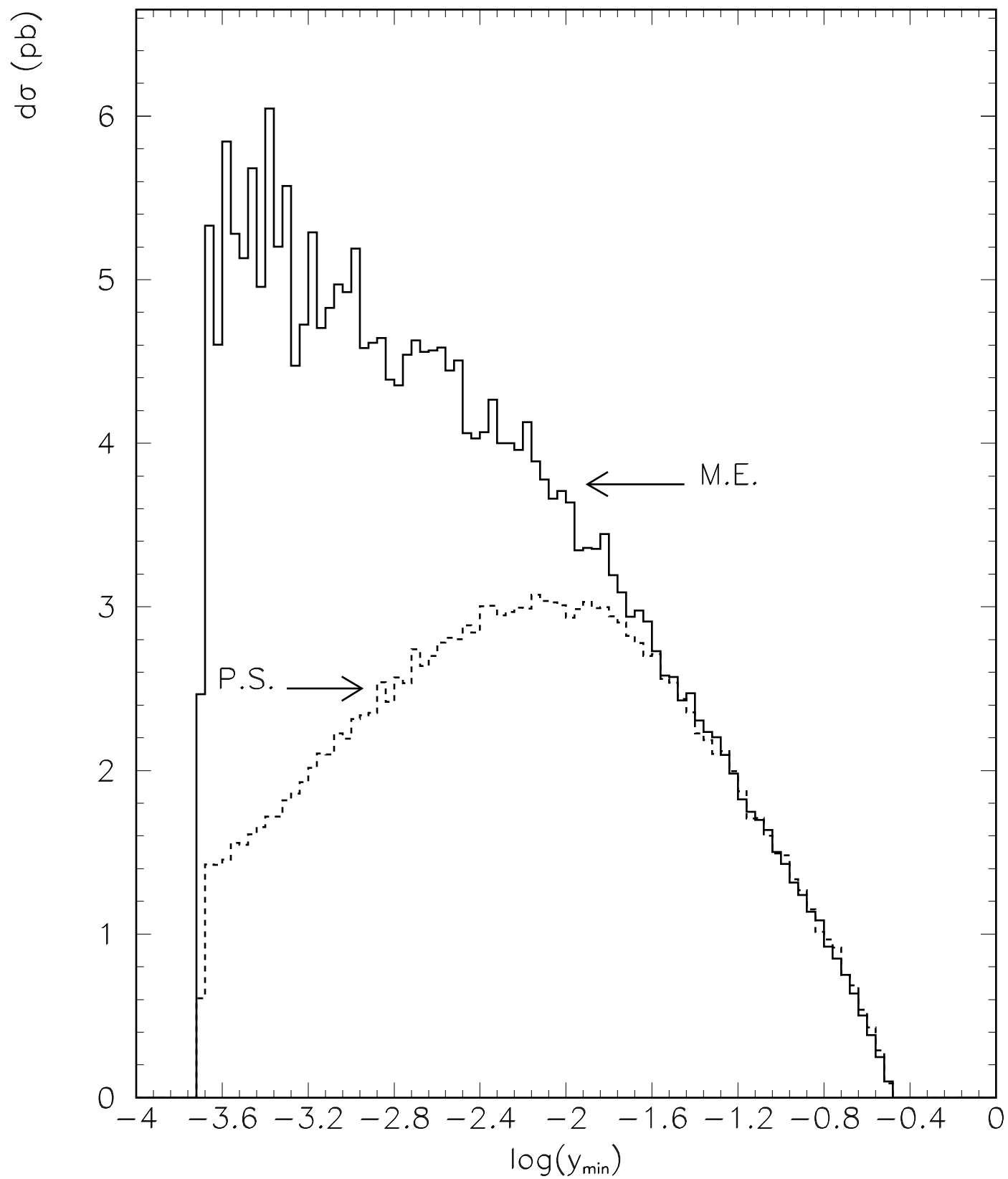


Fig. 1 (b)

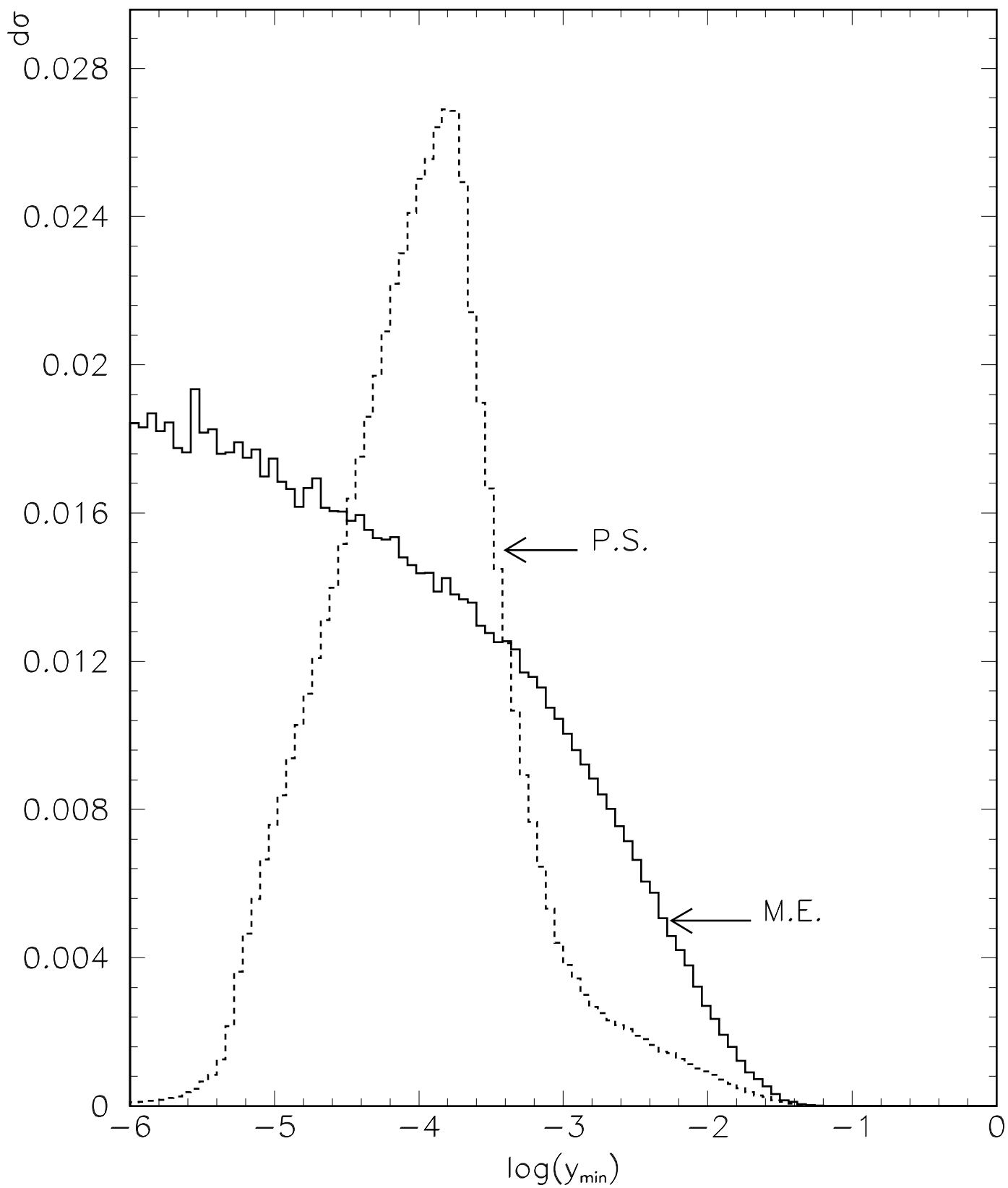


Fig. 2

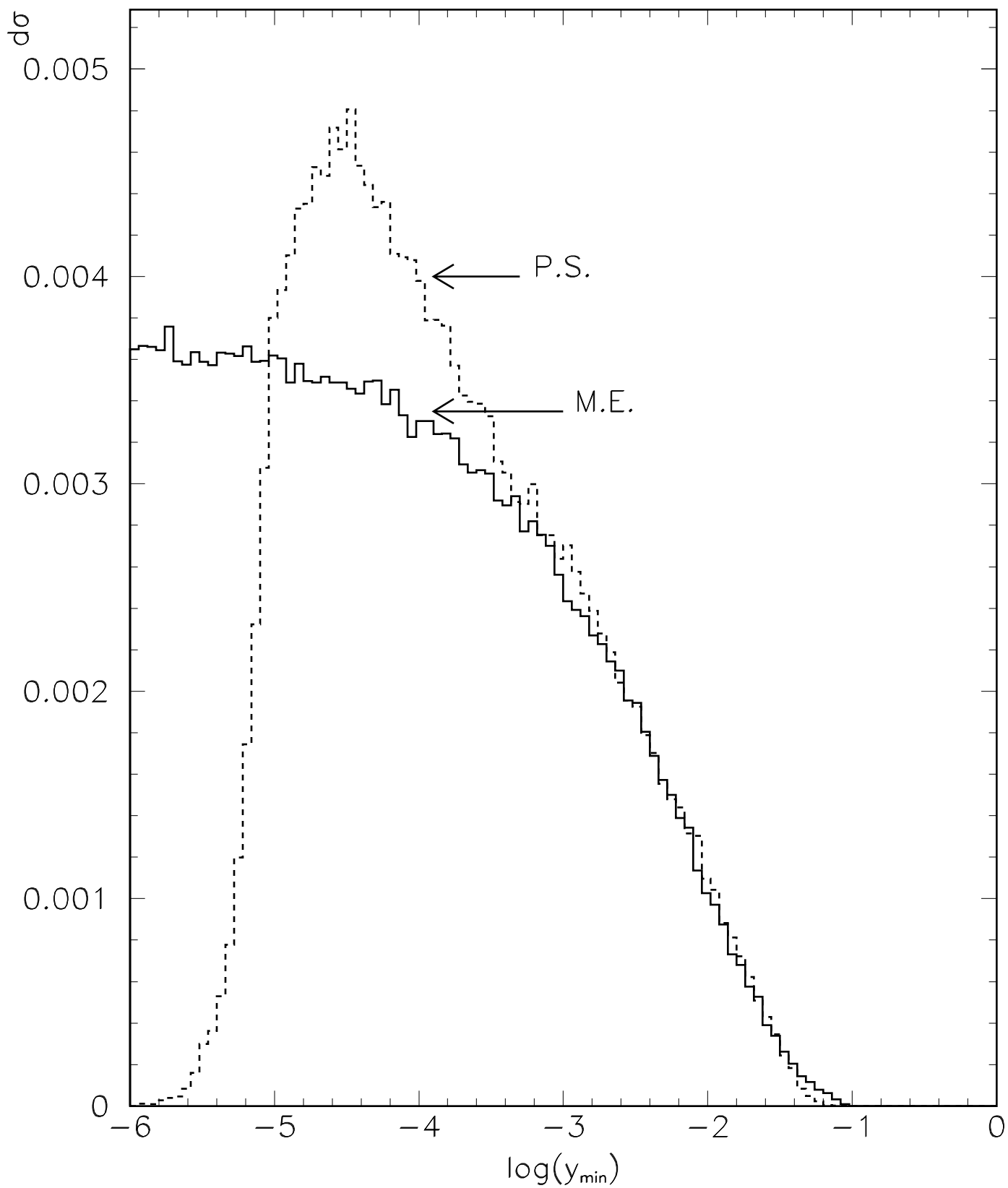


Fig. 3

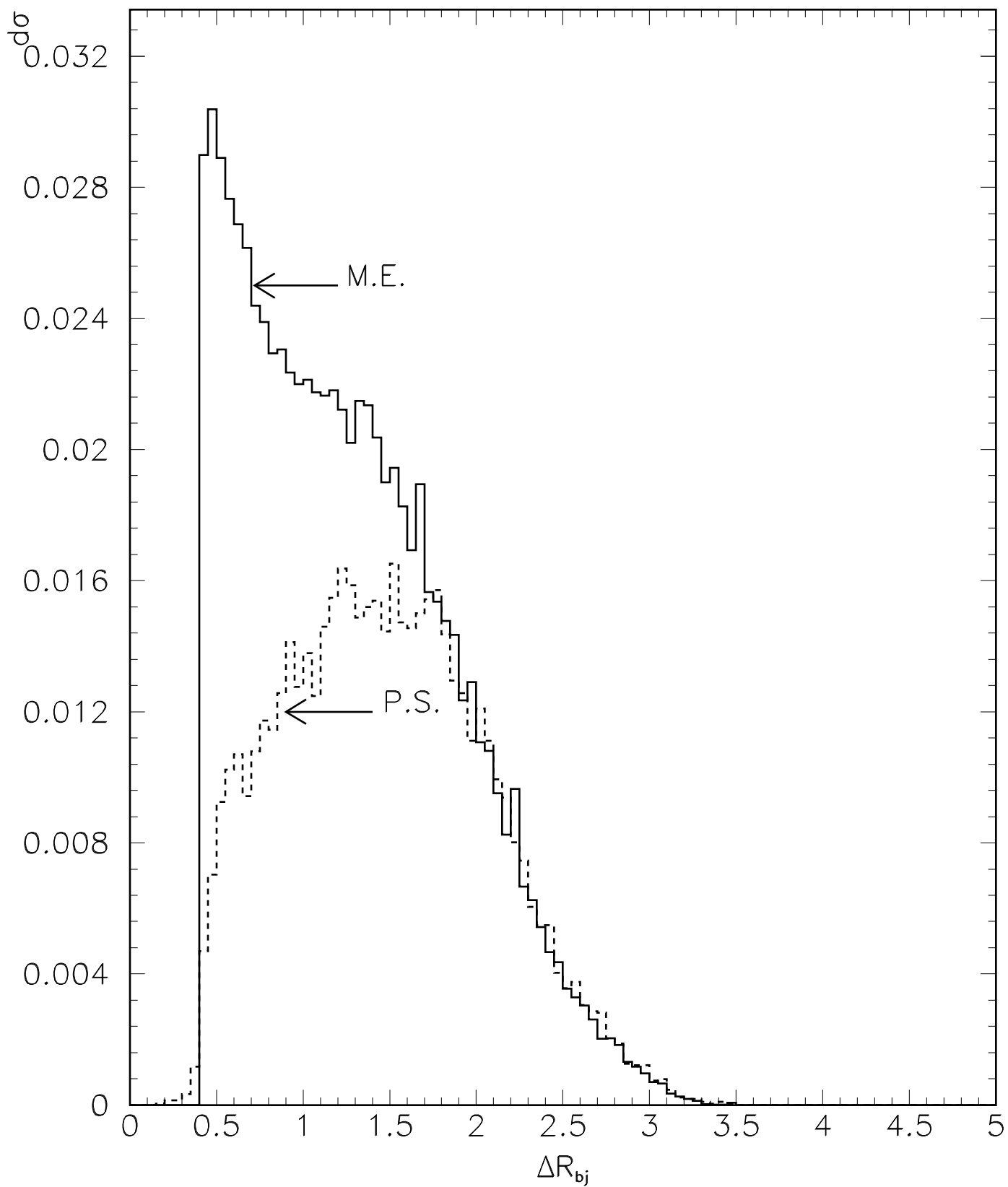


Fig. 4