

# A New Physics Source of Hard Gluons in Top Quark Production

B. Holdom\* and M. V. Ramana†

*Department of Physics*

*University of Toronto*

*Toronto, Ontario,*

CANADA, M5S 1A7

## Abstract

We consider the contribution of new strongly interacting sector, with a characteristic scale of half a TeV, to top quark production at the Tevatron. The color-octet, isosinglet analog of the  $\rho$  meson in this theory is produced copiously in hadron colliders. If the mass of this resonance is less than twice the mass of the lightest pseudo-Goldstone bosons, then an important decay mode could be to the color-octet analog of the  $\eta$  and a gluon. The subsequent decay of this  $\eta$  into  $t\bar{t}$  gives rise to top quark events with a hard gluon.

---

\*e-mail address: holdom@utcc.utoronto.ca

†e-mail address: ramana@medb.physics.utoronto.ca

Recently the CDF and D0 collaborations have presented evidence confirming the production of top quarks at the Tevatron Collider. CDF [1] finds a top quark mass of  $m_t = 176 \pm 8 \pm 10 \text{ GeV}$  and the cross section  $\sigma(p\bar{p} \rightarrow t\bar{t}) = 6.8^{+3.6}_{-2.4} \text{ pb}$ . D0 [2] finds a mass of  $m_t = 199^{+19}_{-21} \pm 22 \text{ GeV}$  and a cross section  $6.4 \pm 2.2 \text{ pb}$ . For  $m_t = 176 \text{ GeV}$  the QCD prediction for the cross section is  $\sigma(p\bar{p} \rightarrow t\bar{t}) = 4.79^{+0.67}_{-0.41} \text{ pb}$  [3]. While the CDF value for the cross section is not inconsistent with the QCD prediction, it still leaves some room for contributions to  $t\bar{t}$  production from other sources. It is of interest to explore the new physics signals accessible to more detailed analyses of top quark production in the future.

In this paper we will consider the contribution of a color-octet, isosinglet vector resonance, the  $\rho_8$ , to  $t\bar{t}$  production. Such a resonance is expected in any strongly interacting theory which has at least one colored, electroweak doublet of fermions. For the most part we consider  $\rho_8$  masses in the 400-600 GeV range, although we shall see that higher values may also be of interest. Examples of theories with a characteristic scale somewhat below the usual TeV electroweak symmetry breaking scale are discussed in [4], [5], and [6].

As discussed in [7], the  $\rho_8$  has the odd-parity decay modes  $\rho_8 \rightarrow \eta_8 \mathcal{G}$  and  $\rho_8 \rightarrow \eta_0 \mathcal{G}$ . If the color-octet or the color-singlet analogs of the QCD  $\eta$  meson ( $\eta_8$  or  $\eta_0$ ) are above the  $t\bar{t}$  threshold, then they decay predominantly into  $t\bar{t}$  [8]. A signature to be explored in this paper is provided by the hard gluon produced in addition to the  $t\bar{t}$  pair.

The color-octet  $\eta_8$  itself can be strongly produced in hadronic collisions and its contribution to  $t\bar{t}$  production has been considered by several authors [8] – [14]. However this is mainly produced from initial states involving two gluons. At the Tevatron, since we are dealing with processes where the initial partons have a large fraction of the proton's momentum, the gluon distribution functions are much smaller than the quark distribution functions. This leads us to consider the  $\rho_8$  which is produced from  $q\bar{q}$  initial states.

If the  $\rho_8$  is below the two pseudo-Goldstone boson threshold, the decays  $\rho_8 \rightarrow \eta_8 \mathcal{G}$  and  $\rho_8 \rightarrow \eta_0 \mathcal{G}$  have sizeable branching fractions for a large range of parameter values. Likewise, if allowed, the decays  $\eta_8 \rightarrow t\bar{t}$  and  $\eta_0 \rightarrow t\bar{t}$  are the dominant modes of decay [8] of the  $\eta_8$  and the  $\eta_0$  (except when their masses are very close to the  $t\bar{t}$  threshold). The color factors are such that the contribution a  $\eta_0$  makes to the cross section is two-fifths the contribution of an  $\eta_8$  with the same mass. On the other hand for the mass ranges of the  $\eta_8$  that we will be exploring in this paper, the mass of the  $\eta_0$  may well be below the  $t\bar{t}$  threshold. To be definite we will henceforth assume that only the  $\eta_8$  contributes to the process of interest. Since the production cross section for a color-octet  $\rho_8$  is quite large [10, 5], we expect that the process

$$q\bar{q} \rightarrow \rho_8 \rightarrow \eta_8 \mathcal{G} \rightarrow t\bar{t} \mathcal{G}$$

could contribute substantially to the top quark production rate at the Tevatron, depending on the masses of the  $\rho_8$  and the  $\eta_8$ .

$m_{\rho_8}$	$m_{\eta_8}$	$\sigma(p\bar{p} \rightarrow \rho_8 \rightarrow t\bar{t} + \mathcal{G})$			$\sigma(p\bar{p} \rightarrow \eta_8 \rightarrow t\bar{t})$		
475	400	2.06	2.74	2.99	0.72	1.61	1.35
475	450	0.71	0.72	0.60	0.42	0.83	0.40
525	450	1.35	1.64	1.69	0.35	0.69	0.33
750	400	0.25	0.41	0.25	0.35	0.72	0.34

Table 1: Cross sections for the production of  $t\bar{t} + \mathcal{G}$  at the Tevatron. For each set of masses, the first column under each cross section corresponds to  $\{N = 2, k = 1.0\}$ , the second to  $\{N = 4, k = 1.0\}$  and the third to  $\{N = 2, k = 0.1\}$ . All masses are in GeV and all cross sections are in pb. No QCD corrections are included.

The CDF results on the top quark mass and production cross section are primarily based on detecting the  $t\bar{t}$  pair in its leptons + jets decay mode. This would nominally produce events with four jets. However many of the events observed have five or more jets, as could be expected from QCD corrections. For such events the procedure followed [1] is to assume that the four highest  $E_T$  jets arise from the decay of the  $t\bar{t}$  system. The point is that events which have extra gluons are included in the CDF analysis, and hence our mechanism for the production of  $t\bar{t}\mathcal{G}$  would contribute to their measurement of the  $t\bar{t}$  cross section.

Before presenting the cross sections for  $t\bar{t}$  production, we first show the partial widths for the various decay modes that are relevant to our calculations. The partial widths for the decay modes<sup>1</sup> of the  $\rho_8$  can be calculated using the ideas outlined in [15, 16, 17] to be:

$$\Gamma(\rho_8 \rightarrow q\bar{q}) = \frac{5}{6} \frac{\alpha_s^2(m_{\rho_8})}{\alpha_{\rho_8}} m_{\rho_8}, \quad (1)$$

$$\Gamma(\rho_8 \rightarrow \mathcal{G}\mathcal{G}) = \frac{1}{2} \frac{\alpha_s^2(m_{\rho_8})}{\alpha_{\rho_8}} m_{\rho_8}, \quad (2)$$

and

$$\Gamma(\rho_8 \rightarrow \eta_8 \mathcal{G}) = \frac{5}{128} \frac{1}{\pi^3} \left(\frac{N}{3}\right)^2 \frac{\alpha_{\rho_8} \alpha_s(m_{\rho_8})}{F_Q^2} \left(\frac{m_{\rho_8}^2 - m_{\eta_8}^2}{m_{\rho_8}}\right)^3 \quad (3)$$

Following [10], we have assumed that the  $\rho_8$  decay constant is

$$\alpha_{\rho_8} = \frac{3}{N} 2.97 \quad (4)$$

where 2.97 is the QCD  $\rho$  meson decay constant.  $N$  is the number of “colors” in this theory; if this were to be a technicolor theory then  $N$  would be the number of technicolors.

---

<sup>1</sup>Assuming that  $\rho_8$  is below the two pseudo-Goldstone boson threshold.

Similarly we use the scaling relation

$$\frac{F_Q}{m_{\rho_8}} = \frac{f_\pi}{m_\rho} \sqrt{\frac{N}{3}} \quad (5)$$

to obtain  $F_Q$ , the analog of the pion decay constant.

A survey of values of the ratio of  $\Gamma(\rho \rightarrow \eta_8 \mathcal{G})$  to the dijet width ( $\Gamma(\rho \rightarrow q\bar{q}) + \Gamma(\rho \rightarrow \mathcal{G}\mathcal{G})$ ) shows that it is indeed sizeable for a large range of parameters. For example, with  $N = 2$  and  $m_{\rho_8} = 475 \text{ GeV}$ ,  $m_{\eta_8} = 400 \text{ GeV}$ , the ratio is 0.20, while for  $m_{\rho_8} = 525 \text{ GeV}$ ,  $m_{\eta_8} = 450 \text{ GeV}$  the ratio is 0.15.

If  $m_{\eta_8} > 2m_t$  the decay width of the  $\eta_8 \rightarrow t\bar{t}$  is given by [8]

$$\Gamma(\eta_8 \rightarrow t\bar{t}) = k_t \frac{m_t^2 m_{\eta_8}}{16\pi F_Q^2} \sqrt{\left(1 - \frac{4m_t^2}{m_{\eta_8}^2}\right)}. \quad (6)$$

The constant of proportionality  $k_t$  is determined by some underlying theory and is expected to be of order one. In our calculations,  $k_t$  is varied between 0.1 and 1. A competing decay mode of the  $\eta_8$  is to  $\mathcal{G}\mathcal{G}$ ; the decay width for this mode is

$$\Gamma(\eta_8 \rightarrow \mathcal{G}\mathcal{G}) = \frac{5N^2 \alpha_s m_{\eta_8}^3}{384\pi^3 F_Q^2}. \quad (7)$$

The decay  $\eta_8 \rightarrow t\bar{t}$  dominates over the decay into  $\mathcal{G}\mathcal{G}$  except when  $m_{\eta_8}$  is very close to the  $t\bar{t}$  threshold or when  $k_t$  is very small.

The resulting partonic level differential cross section for the process  $q\bar{q} \rightarrow t\bar{t}\mathcal{G}$  is

$$\begin{aligned} \frac{d\hat{\sigma}}{dz dM_{t\bar{t}}} &= \frac{5}{384\pi^4} \left(\frac{N}{3}\right)^2 \frac{\alpha_s^3 k_t m_t^2}{F_Q^4} \frac{m_{\rho_8}^4}{((\hat{s} - m_{\rho_8}^2)^2 + \hat{s}\Gamma_{\rho_8}^2)} \\ &\quad \left(1 - \frac{M_{t\bar{t}}^2}{\hat{s}}\right)^2 \sqrt{\left(1 - \frac{4m_t^2}{M_{t\bar{t}}^2}\right)} \frac{(M_{t\bar{t}}^2 - 2m_t^2)M_{t\bar{t}}}{((M_{t\bar{t}}^2 - m_{\eta_8}^2)^2 + M_{t\bar{t}}^2\Gamma_{\eta_8}^2)} (1 + z^2). \end{aligned} \quad (8)$$

where  $M_{t\bar{t}}$  is the invariant mass of the  $t\bar{t}$  pair and  $z = \cos(\theta)$ , where  $\theta$  is the angle between the outgoing gluon and the incoming quark. The partonic center of mass energy is  $\hat{s}$ . We see that the gluons produced are mildly peaked in the forward and backward directions. In view of the complexity of the top quark analysis followed by the CDF collaboration [18], no rapidity cuts are imposed on the top quarks. We also do not include any QCD corrections although they are expected to be significant, as in the case of  $t\bar{t}$  production from QCD [3]. These corrections could easily increase the production rate by 50% or more.

This parton level result can be folded in with the quark distribution functions and integrated over  $z = \cos(\theta)$  and  $M_{t\bar{t}}$  in order to obtain the total production cross section

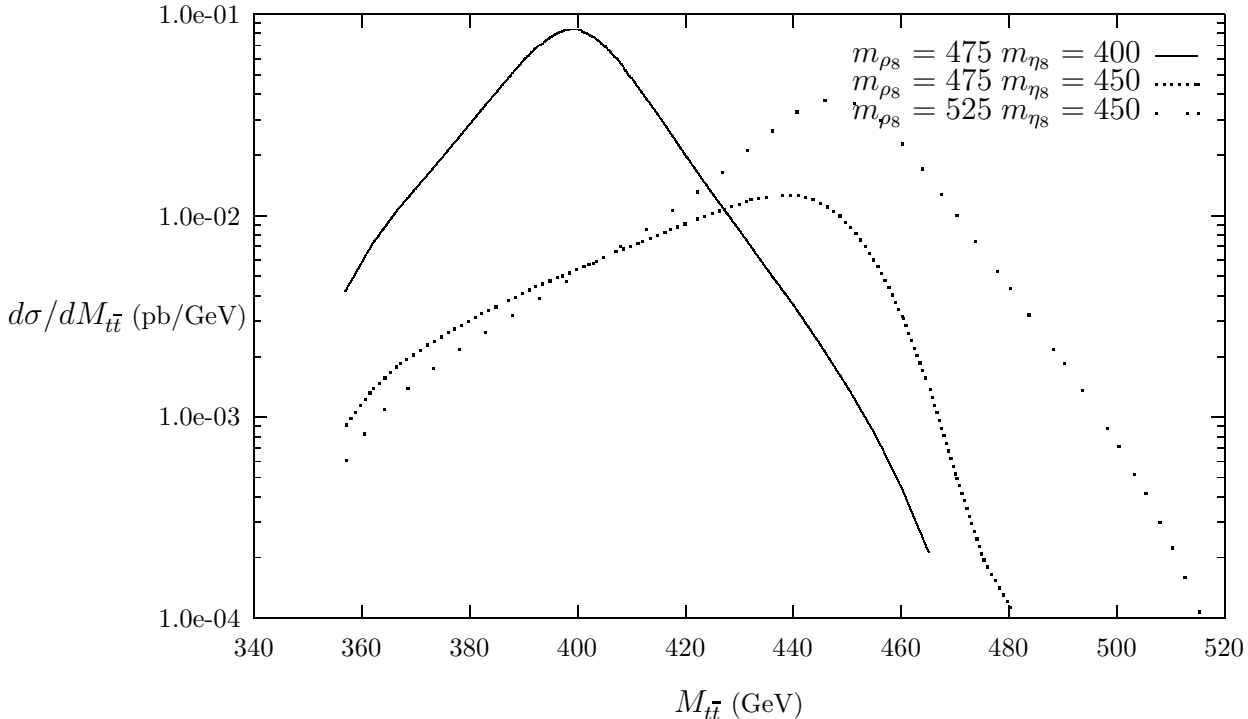


Figure 1: The differential cross section for total  $t\bar{t} + \mathcal{G}$  production with  $M_{t\bar{t}}$  being the invariant mass of  $t\bar{t}$ . No rapidity cuts are imposed.  $N = 2$  and  $k_t = 1$ .

for  $t\bar{t} + \mathcal{G}$ . We have ignored the contribution from  $\mathcal{GG} \rightarrow t\bar{t} + \mathcal{G}$  since the gluon structure functions are small at the Tevatron. All the results in this work use the EHLQ set II structure functions [10] with  $Q^2 = \hat{s}$ .

The results of this computation are presented in Table 1 which shows the cross sections for  $t\bar{t}$  production for different values of  $m_{\rho_8}$ ,  $m_{\eta_8}$ ,  $N$  and  $k_t$ . We have chosen values of  $m_{\rho_8}$  consistent with the range excluded in [19]. That analysis assumes that the  $\rho_8$  decays only to dijets — this is not strictly valid for the vector particles considered here since they have other decay modes open to them. Nevertheless the results in [19] indicate that it is unlikely that there are colored resonances in the  $\approx 200 - 400$  GeV mass range.

The total cross section for  $t\bar{t}$  production corresponds to events where the extra (hard) gluon may or may not be detected. For comparison, along with the cross sections for  $p\bar{p} \rightarrow \rho_8 \rightarrow t\bar{t} + \mathcal{G}$ , we also show the contribution from  $p\bar{p} \rightarrow \eta_8 \rightarrow t\bar{t}$  using the formulae in [14]. However, unlike the authors of [14], we do not incorporate any estimates of QCD corrections. Also, given a value of  $m_{\rho_8}$  we use Eq. (5) to determine the value of  $F_Q$ . Thus the values given in Table 1 for  $\sigma(p\bar{p} \rightarrow \eta_8 \rightarrow t\bar{t})$  depend on our choice of  $m_{\rho_8}$ .

The largest  $\rho_8$  mass displayed in Table 1 is 750 GeV; this mass is beginning to approach a value more typical of standard technicolor theories. In this case, the contribution to top

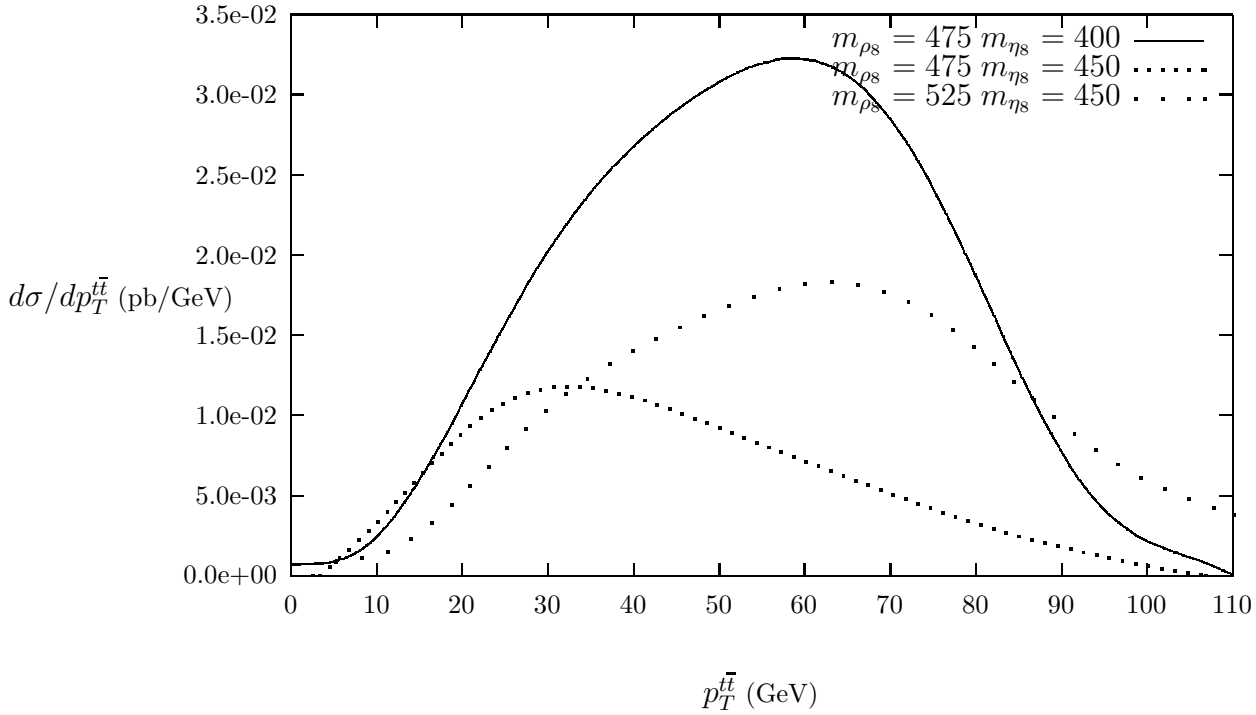


Figure 2: The  $p_T^{t\bar{t}}$  distribution in  $t\bar{t} + \mathcal{G}$  production. A rapidity cut of  $y_c = 2.0$  is imposed on the final state gluon.  $N = 2$  and  $k_t = 1$ .

quark production from our mechanism is fairly small (about 5% or less of the estimated cross section). However these events would have a unique signature — a  $t\bar{t}$  pair with large  $p_T$  recoiling against a high energy gluon.

For the lower  $m_{\rho_8}$  values we consider in more detail methods to distinguish our contribution to top quark production from the standard model contribution. In order to do this we focus on three different distributions — the invariant mass  $M_{t\bar{t}}$  and the transverse momentum  $p_T^{t\bar{t}}$  of the  $t\bar{t}$  pair, and the total invariant mass  $M_{inv}$  of  $t\bar{t} + \mathcal{G}$ . These distributions are plotted Figures (1-3) for the parameter values :  $\{m_{\rho_8} = 475 \text{ GeV}, m_{\eta_8} = 400 \text{ GeV}\}$ ,  $\{m_{\rho_8} = 475 \text{ GeV}, m_{\eta_8} = 450 \text{ GeV}\}$  and  $\{m_{\rho_8} = 525 \text{ GeV}, m_{\eta_8} = 450 \text{ GeV}\}$ .

The differential cross section  $d\hat{\sigma}/dM_{t\bar{t}}$  is displayed in Fig. 1. Since we are interested in estimating the total top quark production, we have not imposed any rapidity cuts on the gluon. We notice the peak in the  $M_{t\bar{t}}$  distribution due to the intermediate resonance, the  $\eta_8$ . However for heavier  $\eta_8$ , the  $M_{t\bar{t}}$  distribution is quite broad and the peak may not show up very cleanly.

Another variable of interest for new physics is the transverse momentum of the  $t\bar{t}$  pair  $p_T^{t\bar{t}}$ . We show the distribution from our mechanism in Fig. 2. In calculating this distribution (and the one in Fig. 3) we impose a rapidity cut of  $y_c = 2.0$ , so that the gluon

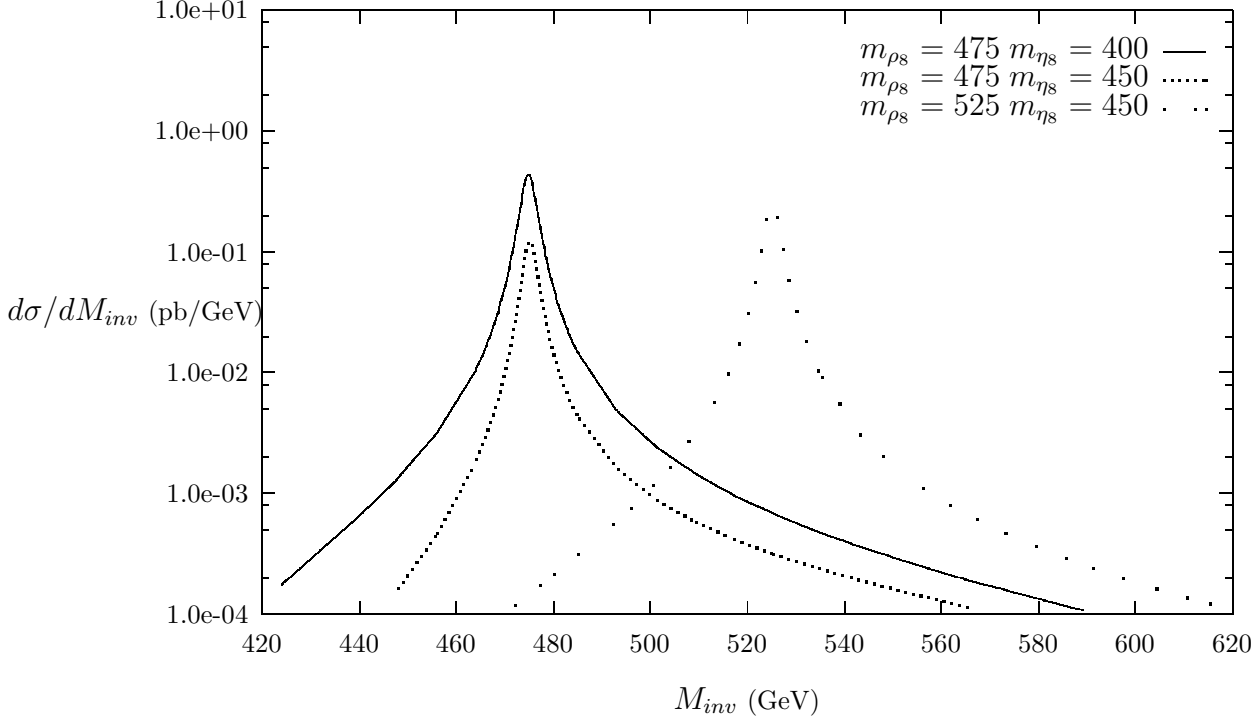


Figure 3: The differential cross section for  $t\bar{t} + \mathcal{G}$  production with  $M_{inv}$  being the invariant mass of  $t\bar{t} + \mathcal{G}$ . A rapidity cut of  $y_c = 2.0$  is imposed on the final state gluon.  $N = 2$  and  $k_t = 1$ .

be within the ambit of the detector. This is the value used by the CDF collaboration [18]; we found that this cut reduced the total event rates by about ten to fifteen percent. The standard model  $p_T^{t\bar{t}}$  distribution has been obtained [21] using both next-to-leading order QCD calculations and HERWIG simulations. The distribution peaks for  $p_T^{t\bar{t}}$  around 5 GeV and then falls rapidly for increasing  $p_T^{t\bar{t}}$ . A significant excess of high  $p_T$   $t\bar{t}$  pairs would signal a nonstandard production mechanism.

The  $p_T^{t\bar{t}}$  distribution is closely related to the distribution of the quantity referred to as  $X$  in [18]. This is the total *observed* transverse energy remaining in the event after subtracting vectorially the transverse energy of the four jets and the charged lepton. The  $X$  values for the seven events used for mass fitting in [18] are {7.1 GeV, 7.7 GeV, 14.8 GeV, 17.0 GeV, 20.0 GeV, 26.3 GeV and 35.6 GeV}. A larger data set is clearly required before any serious analysis can be made.

We notice that there is a significant bias in the extraction of  $X$  which distorts its interpretation as a measure of  $p_T^{t\bar{t}}$ . The method [1] used in deciding which of the jets in an event come from top decays is to assign the four highest energy jets to the decay of the  $t\bar{t}$  system. While this is suitable for standard model  $t\bar{t}$  production, it may not be appropriate if one wishes to allow for new physics. In particular, the hard gluon produced

in our mechanism can be mistakenly assigned as one of the jets from the  $t\bar{t}$  system. This in turn could distort the extraction of the top mass. It also implies that the observed  $X$  distribution is likely to be softer than the true  $p_T^{t\bar{t}}$  distribution.

The third variable we consider is the total invariant mass of the event, which in our case is the invariant mass of the  $t\bar{t} + \mathcal{G}$ . Since the  $\rho_8$  is relatively narrow this distribution is sharply peaked, as can be seen in Fig. 3. This variable is also less prone to experimental ambiguities involved in assigning jets to underlying partons.

In conclusion, we have suggested a mechanism for the production of top quarks at the Tevatron. The  $\rho_8$  and  $\eta_8$  resonances which take part in this resonant enhancement of  $t\bar{t}$  events are generic of any strongly interacting theory with at least one colored, electroweak doublet of fermions. If these resonances have masses in the range of 400-550 GeV range, they can contribute significantly to  $t\bar{t}$  production at the Tevatron. We have suggested ways of distinguishing this mechanism from standard model production. We finally note that if the color-singlet  $\eta_0$  was also above the top-pair threshold then we would have contributions from both the  $\eta_8$  and the  $\eta_0$ . There would be two peaks in the  $M_{t\bar{t}}$  distribution, with their relative contributions being fixed by the masses of the resonances.

### Acknowledgements

We would like to thank P. Sinervo and G. Triantaphyllou for useful discussions. This research was supported in part by the Natural Sciences and Engineering Research Council of Canada.

## References

- [1] The CDF Collaboration, “Observation of Top Quark Production in  $p\bar{p}$  Collisions”, FERMILAB-PUB-95/022, hep-ex/9503002.
- [2] The D0 Collaboration, “Observation of the Top Quark”, FERMILAB-PUB-95-028-E, hep-ex/9503003
- [3] E. Laenen, J. Smith and W. L. van Neerven, Phys. Lett. **B321** (1994) 254.
- [4] K. Lane and E. Eichten, Phys. Lett. **B 222** (1989) 274.
- [5] K. Lane and M. V. Ramana, Phys. Rev. **D44** (1991) 2678.
- [6] B. Holdom, Phys. Lett. **B314** (1993) 364;  
 B. Holdom, Phys. Lett. **B336** (1994) 85;  
 S. F. King, Phys. Lett. **B314** (1993) 364.



- [7] B. Holdom, Phys. Lett. **B344** (1995) 355.
- [8] S. Dimopoulos, S. Raby and G. L. Kane, Nucl. Phys. **B182** (1981) 77.
- [9] G. Girardi, P. Mery and P. Sorba, Nucl. Phys. **B195** (1982) 410.
- [10] E. Eichten, I. Hinchliffe, K. Lane and C. Quigg, Reviews of Modern Physics **56** (1984) 579.
- [11] C. Baltay and G. Segre, in *Proceedings of the 1984 Summer Study on the Design and Utilization of the Superconducting Supercollider, Snowmass, 1984*, edited by R. Donaldson and J. Morfin (Division of Particles and Fields of the American Physical Society, New York, 1985) 299.
- [12] W. C. Kuo, B. L. Young and D. W. McKay, Phys. Rev. **D36** (1987) 2729.
- [13] T. Appelquist and G. Triantaphyllou, Phys. Rev. Lett. **69** (1992) 2750.
- [14] E. Eichten and K. Lane, Phys. Lett. **B327** (1994) 129.
- [15] J. J. Sakurai, *Currents and Mesons* (1969) University of Chicago Press.
- [16] M. Bando, T. Kugo and K. Yamawaki, Phys. Rep. **164** (1988) 217.
- [17] A. Falk and M. Luke, Nucl. Phys. **B337** (1990) 49.
- [18] The CDF collaboration, Phys. Rev. **D50** (1994) 2966 ;  
The CDF Collaboration Phys. Rev. Lett. **73** (1994) 225.
- [19] The CDF Collaboration, “Search for new particles decaying to dijets in p anti-p collisions at  $S^{*}(1/2) = 1.8\text{-TEV}$ ”, FERMILAB-PUB-94-405-E, hep-ex/9501001.
- [20] K. Lane, “Top-Quark Production and Flavor Physics” - contributed to the 27th International Conference on High Energy Physics (ICHEP), Glasgow, Scotland, 20-27 July 1994, BUHEP-94-12, hep-ph/9406344.
- [21] S. Frixione, M. L. Mangano, P. Nason and G. Ridolfi, “Top Quark Distributions in Hadronic Collisions”, CERN-TH/95-52, GeF-TH-3/1995, hep-ph/9503213.

## List of Figures

- 1    The differential cross section for total  $t\bar{t} + \mathcal{G}$  production with  $M_{t\bar{t}}$  being the invariant mass of  $t\bar{t}$ . No rapidity cuts are imposed.  $N = 2$  and  $k_t = 1$ . . . . 5
- 2    The  $p_T^{t\bar{t}}$  distribution in  $t\bar{t} + \mathcal{G}$  production. A rapidity cut of  $y_c = 2.0$  is imposed on the final state gluon.  $N = 2$  and  $k_t = 1$ . . . . . 6
- 3    The differential cross section for  $t\bar{t} + \mathcal{G}$  production with  $M_{inv}$  being the invariant mass of  $t\bar{t} + \mathcal{G}$ . A rapidity cut of  $y_c = 2.0$  is imposed on the final state gluon.  $N = 2$  and  $k_t = 1$ . . . . . 7