

QCD SUM RULES FOR PION WAVE FUNCTION REVISITED

A.P. BAKULEV ¹ and S.V. MIKHAILOV ²

Bogoliubov Laboratory of Theoretical Physics, JINR, Dubna, Russia

Abstract

We analyze new QCD sum rules for the pion wave function (WF) $\varphi_\pi(x)$, obtained recently in [1] in the non-local vacuum condensate method for non-diagonal correlators, and suggest a new approach for extracting WF of the π -meson and the mass and WF of the first resonance. As a result, we obtain approximately the same form of the pion WF by two different methods and for two different ansatzes of non-local quark condensates. We predict the mass of the π' -resonance and obtain the form of its WF.

1 Introduction

An important problem in the theory of strong interactions is to calculate, from the first principles of QCD, the distribution functions $f_{p/H}(x)$ [2] and hadronic wave functions $\varphi_\pi(x), \dots, \varphi_N(x_1, x_2, x_3), \dots$ [3] which accumulate all the necessary information about non-perturbative long-distance dynamics of the theory. These phenomenological functions appear naturally as a result of applying “factorization theorems” to hard inclusive and exclusive processes [3], [4], [5].

Another kind of such phenomenological numbers are the quark and gluon condensates $\langle : \bar{q}(0)q(0) : \rangle$, $\langle : G(0)G(0) : \rangle \dots$, the basic parameters of the QCD SR approach [6] reflecting the non-perturbative nature of the QCD vacuum. A usual practice is to calculate the hadronic functions $f(x)$, $\varphi(x)$ by using the condensates as input parameters [8].

The situation with hadronic WF’s is more complicated than with distribution functions: the firsts appear only in an integrated form like some convolutions. It seems now that only the QCD Sum Rule (SR) approach and lattice calculation [7] can provide an information about the form of hadronic WF. The most popular set of hadronic WF, due to V. L. Chernyak, A. R. Zhitnitsky and I. R. Zhitnitsky (CZ) [8], was produced with the help of QCD SR for the first moments of WF’s. These SR were based on the diagonal correlator of appropriate axial currents and the condensates of the lowest dimensions; the pion WF thus obtained has the well-known “two-hump” form. But now it is known that the hadronic functions are rather sensitive to the structure of non-perturbative vacuum [9]. Therefore one should use a non-local condensate like $\langle : \bar{q}(0)E(0, z)q(z) : \rangle$ which can reflect the complicated structure of the QCD

¹on leave of absence from VINITI RAN, Moscow, Russia; E-mail bakulev@thsun1.jinr.dubna.su

²on leave of absence from Rostov State University, Rostov-Don, Russia; E-mail mikhs@thsun1.jinr.dubna.su

vacuum. (Here $E(0, z) = P \exp(i \int_0^z dt_\mu A_\mu^a(t) \tau_a)$ is the Schwinger phase factor required for gauge invariance.)

Earlier, one of the authors (S. M. together with A. Radyushkin) constructed a modified SR with non-local condensates and demonstrated that the introduction of the correlation length Λ for condensate distributions produces much smaller values for the first moments of pion WF than the CZ values [10], [11]. This leads to the form of the pion WF strongly different from the CZ form and close to the asymptotic form $\varphi_\pi^{as}(x) = 6x(1-x)$. Our goal in the present paper is to obtain **directly the form** of the pion WF and the first resonance, using the available ansatz for non-local condensates (section 2). This program has been suggested recently and realized in [1], we develop alternative methods of extracting wave functions from this sum rule for a non-diagonal correlator. We suggest two different ways: the first uses integrated (in a sense) properties of ansatzes (see section 3) and may be considered as an alternative to traditional Borel SR; while the second uses their local properties (see section 4) and follows to the Borel SR idea. The results obtained by these independent methods agree with each other.

2 Non-diagonal correlators and pion WF

2.1 The models of non-local quark condensates

It is appropriate to recall some general features of derivation of the QCD sum rules with non-local condensates [9], [10], [11], [16]. The quark and gluon fields are taken in the Fock–Schwinger gauge $A_\mu(z)z^\mu = 0$, therefore path-ordered exponentials $E(0, z) = P \exp(i \int_0^z dt_\mu A_\mu^a(t) \tau_a)$ are equal to 1. It is convenient to parametrize the z^2 -dependence of the simplest bilocal quark condensate $\langle : \bar{q}(0)q(z) : \rangle \equiv \langle : \bar{q}(0)q(0) : \rangle Q(z^2)$ in analogy with the α -representation of a propagator³

$$Q(z^2) = \int_0^\infty e^{sz^2/4} f(s) ds. \quad (1)$$

The correlation function $f(s)$ may be interpreted as “the distribution function of quarks in the vacuum” [10] since its n th moment is proportional to the matrix element of the local operator with D^2 to n th power:

$$\int_0^\infty s^n f(s) ds = \frac{1}{\Gamma(n+2)} \frac{\langle : \bar{q}(D^2)^n q : \rangle}{\langle : \bar{q}q : \rangle}. \quad (2)$$

For the lowest two moments one obtains

$$\int_0^\infty f(s) ds = 1; \quad \int_0^\infty s f(s) ds = \frac{1}{2} \frac{\langle : \bar{q}D^2 q : \rangle}{\langle : \bar{q}q : \rangle} \equiv \frac{\lambda_q^2}{2}, \quad (3)$$

with λ_q^2 meaning the average virtuality of vacuum quarks.

In a similar way, parametrizing the quark-gluon non-local condensate

$$\langle : \bar{q}(0)ig(\sigma G(0))q(z) : \rangle \equiv \langle : \bar{q}(0)q(0) : \rangle Q_1(z^2),$$

³ In deriving these sum rules we can always make a Wick rotation, i.e., we assume that all coordinates are Euclidean, $z^2 < 0$.

one can introduce the quark-gluon distribution function $f_1(s)$. (Note the approximate character of this definition: its l.h.s. appears as a three-point correlator and only after reducing to two-point geometry can be parametrized in terms of two-quark non-local condensates [10].)

To construct models of non-local condensates, one should satisfy some constraints. For instance, if we assume vacuum matrix elements $\langle : \bar{q}(D^2)^k q : \rangle$ to exist, then the function $f(s)$ should decay faster than $1/s^{k+1}$ as $s \rightarrow \infty$. If all such matrix elements exist (for all k), a possible choice could be a function $f(s) \sim e^{-s^2/\sigma^2}$, or $f(s) \sim e^{-s/\sigma}$, *etc.* at large s . The opposite, small- s limit of $f(s)$ is determined by the large- $|z|$ properties of the function $Q(z^2)$. This behavior has been analyzed in detail in [16] in the framework of QCD SR for heavy quark effective theory (HQET): it has been demonstrated that for a large Euclidean z , non-local quark condensate $Q(z^2) \sim e^{-|z|\Lambda}$ with $\Lambda = (M_Q - m_Q)|_{m_Q \rightarrow \infty}$ being the lowest energy level of the mesons in HQET (numerically, Λ is around 0.45 GeV). This means that $f(s) \sim e^{-\Lambda^2/s}$ in the small- s region. Another hint to prove this behavior of $f(s)$ can be obtained from the results of the lattice calculation [12] where the exponential decay behavior for the correlator $\langle : G(0)\tilde{E}(0, x)G(x) : \rangle$ of the gluon vacuum strengths has been found. For this reason one should expect in a theory with confinement

$$\langle : \bar{q}(0)q(z) : \rangle_{z^2 \rightarrow -\infty} \sim \exp(-|z|\Lambda) \quad (4)$$

where Λ is the correlation length. This law generates the above-mentioned behavior for $f(s)$ at small s . So, we arrive at the set of ansatzes AI:

$$\begin{aligned} \text{A1: } f(s) &= N_1 \cdot \exp\left(-\Lambda^2/s - s^2\sigma_1^2\right) && \text{--- Gaussian decay} \\ \text{A2: } f(s) &= N_2 \cdot \exp\left(-\Lambda^2/s - s\sigma_2\right) && \text{--- exponential decay} \\ \text{A3}_k: f_k(s) &= \frac{\exp(-\Lambda_k^2/s)}{\Gamma(k-1)} \frac{1}{s} \left(\frac{\Lambda_k^2}{s}\right)^{(k-1)} && \text{--- inverse power decay} \end{aligned} \quad (5)$$

where $\Lambda^2 = 0.2 \text{ GeV}^2$ and $\Lambda_k^2 = \Lambda^2(k-2)$, the normalization constants N_i and the σ_i -parameters are fixed by eq.(3), where for the average virtuality of vacuum quarks we take the usual QCD sum rule value [13] $\lambda_q^2 \simeq 0.4 \text{ GeV}^2$.

Ansatz A1 has been used in [1], it is effectively close to ansatz A2. The second ansatz leads to the same behavior for the $\langle : \bar{q}(0)q(z) : \rangle$ as the massive causal scalar propagator with a shifted argument does:

$$\langle : \bar{q}(0)q(z) : \rangle_{z^2 \rightarrow -\infty} \sim N_2 \cdot \frac{\sqrt{\pi\Lambda}}{(\sigma_2 + |z^2|/4)^{3/4}} \exp\left(-2\Lambda\sqrt{\sigma_2 + |z^2|/4}\right) \quad (6)$$

$$N_2 = \frac{1}{2\frac{\Lambda}{\sqrt{\sigma_2}}K_1\left(2\Lambda\sqrt{\sigma_2}\right)}, \quad K_1(z) \text{ is the modified Bessel function.}$$

The ansatz A3 has analytic properties in s different from those of A2, is very convenient for calculations and imitates the $\delta(s-\Lambda)$ when the parameter $k \gg 1$. But it doesn't look sufficiently

“physical” due to the absence of higher local condensates mentioned above. Nevertheless, we shall test it also at the values $k = 3, 4, 5$. This ansatz leads to the asymptotic behavior

$$\langle : \bar{q}(0)q(z) : \rangle \underset{z^2 \rightarrow -\infty}{\sim} \frac{\sqrt{\pi}}{\Gamma(k-1)} \left(\frac{z\Lambda}{2} \right)^{\frac{2k-3}{2}} \exp(-\Lambda|z|). \quad (7)$$

2.2 Sum rule

Let us write down the model sum rule for the “axial” wave functions $\varphi_{\pi\dots}(x)$ of the pseudoscalar mesons suggested in [1]:

$$\begin{aligned} \varphi_{\pi}(x) &+ \varphi_{\pi'}(x)e^{-m_{\pi'}^2/M^2} + \varphi_{\pi''}(x)e^{-m_{\pi''}^2/M^2} + \dots \equiv \Phi\left(\frac{1}{M^2}, x\right) \\ &= \frac{M^2}{2} \left(1 - x + \frac{\lambda_q^2}{2M^2} \right) f(xM^2) + (x \rightarrow 1 - x) \end{aligned} \quad (8)$$

with the function $f(s)$ specified in the preceding section. It should be noted that this sum rule results from the approximations (for a detailed discussion, see [1]):

1. reduction of three-point correlators to two-point ones;
2. $f_1(s) = 2\lambda_q^2 \cdot f(s)$;
3. contributions of higher non-local condensates $\langle \bar{q}GGq \rangle, \langle \bar{q}GGGq \rangle, \dots$ could be neglected.

As has been shown in [1] the function $\Phi(\frac{1}{M^2}, x)$, *i.e.*, the weighted sum of all WF's, is given by two humps (one centered at $x_A = s_A/M^2$, where s_A is the point of maximum for the ansatz distribution function $f(s)$, and the other – at $x_A = 1 - s_A/M^2$) moving as M^2 changes. When M^2 increases, the humps become narrower, higher and more close to boundary points $x = 0$ or $x = 1$. For $M^2 = 1 \text{ GeV}^2$, *e.g.*, the function $\Phi(\frac{1}{M^2}, x)$ looks very much like the CZ WF (see Fig.1). However, $\Phi(\frac{1}{M^2}, x)$ is not just the pion WF: the larger M^2 , the larger contamination from higher states. Moreover, the (“axial”) WF of the higher pseudoscalar mesons π', π'', \dots produce zero total integrals (whereas the pion WF is normalized to unity, see also [14]) and therefore they should oscillate (see, *e.g.*, Fig.5.)

At low M^2 , the pion WF dominates in the total sum $\Phi(\frac{1}{M^2}, x)$ (however, one cannot take too low M^2 because the operator product expansion fails for $M^2 < \lambda_q^2$). When $M^2 = 0.4 \text{ GeV}^2$, it was observed that $\Phi(\frac{1}{M^2}, x)$ is very close to the asymptotic wave function of the pion (see Fig.1).

In our opinion, this very nice picture of successive switching on resonances has an essential drawback: there is no strict criterion for selecting the value of M^2 for determining WF of the ground state (pion). The author of [1] writes: “... one should be more accurate here, since even the modest increases of M^2 to 0.5 GeV^2 or 0.6 GeV^2 induce humps in $\Phi(x, M^2)$ ” (see Fig.1).

3 Method of Integral Projector

As we have seen before, all the resonances contribute to $\Phi(\frac{1}{M^2}, x)$ and the problem is to distinguish between the ground state ($\varphi(x)$) and resonances ($\varphi_i(x)$) and between resonances. We should know the whole spectrum μ_i to extract the ground state. We represent here a method to obtain $\varphi_i(x)$ and μ_i **step by step**. It is based on an integral transformation of equation (8).

As a result, we shall obtain approximately the same form for the ground state and the first resonance by using essentially different ansatzes A2 and A3.

3.1 General formulas

In what follows it's convenient to use a new variable $\tau \equiv 1/M^2$ instead of the Borel parameter M^2 . The r.h.s. of SR (8), i.e. $\Phi(\tau, x)$ is defined for $\tau \in [0, \frac{1}{\lambda_q^2}]$. Let us consider this function in the whole complex plane of τ and define the projector $P(N, \tau_0, \omega)$:

$$P(N, \tau_0, \omega)(\dots) = \frac{N!}{2\pi i \omega^N} \int_C \frac{\exp(\omega(\tau - \tau_0))}{(\tau - \tau_0)^{N+1}} (\dots) d\tau, \quad (9)$$

where the contour C is a vertical line $C = (c - i\infty, c + i\infty)$ with $c > 1/\lambda_q^2$, the c lies righter than any pole of the integrand, $\omega > 0$ and $\tau_0 \in (0, \frac{1}{\lambda_q^2}]$. To obtain the result of this projector action on the initial SR-representation

$$\varphi(x) + \sum_{i=1} \varphi_i(x) \exp(-\tau \mu_i) = \Phi(\tau, x), \quad (10)$$

consider its action on a simple exponential. Evidently, by closing the contour C to the left we get (due to the well-known residues theorem):

$$P(N, \tau_0, \omega) \exp(-\mu\tau) = \theta(\omega - \mu) \cdot \exp(-\mu\tau_0) \left(1 - \frac{\mu}{\omega}\right)^N. \quad (11)$$

Then, for $\omega > 0$, we have:

$$\varphi(x) + \sum_{i \geq 1} \theta(\omega - \mu_i) \varphi_i(x) \left(1 - \frac{\mu_i}{\omega}\right)^N \exp(-\tau_0 \mu_i) = P(N, \tau_0, \omega) \Phi(\tau, x) \equiv \bar{\Phi}_N(\omega, x). \quad (12)$$

To understand this result, it is instructive to consider the case $N = 0$, $\tau_0 = 0$:

$$\varphi(x) + \sum_{i \geq 1}^{\mu_i < \omega} \varphi_i(x) = P(0, 0, \omega) \Phi(\tau, x) \quad (13)$$

We see that by varying ω one can switch on (switch off) more and more resonances in the l.h.s. of SR. For $N > 0$ one can successively determine the positions (masses μ_i) of resonances. Formula (12) is the main result of this subsection.

Consider now the meaning of the introduced parameters of the projector $P(N, \tau_0, \omega)$:

1. The parameter ω has a clear physical meaning — it produces a **real division** of the set of resonances (with $\mu_i > \omega$). Contrary to the role of the “unphysical” Borel parameter M^2 that supplies an exponential cut of higher resonances, it gives a (smoothed by powers $\left(1 - \frac{\mu}{\omega}\right)^N$) real step cut.
2. The real life is more complicated than the simple model (13): to suppress the non-desirable asymptotic behavior of the function $\Phi(\tau, x)$ for $\tau \rightarrow \infty$ (in order to neglect the integral over a semicircle closing the initial contour C), one should use the parameter $N > 0$. Besides, the projected SR with different N can be used for determining the subsequent resonances.
3. At last, τ_0 defines the significant region of variable τ which mainly contributes to the integral.

Let us consider the third feature in detail. Note that the physical meaning has only large- $|z|$ asymptotics of the non-local quark condensate $\langle : \bar{q}(0)q(z) : \rangle$. But no information about this behavior can be extracted from the known values of the first few moments. Contrary to that, the behavior of the condensate at small $|z|$ isn't fixed at all, and different kinds of the behavior of the correlation function $f(s)$ are allowed at a large s (or a small τ). The reason is the dominance of perturbative contribution in this region. Different ansatzes A1, A2, A3 have been suggested earlier in this way. It is easy to show that (4) generates the exponential behavior of the correlation function $f(s)$ at a small s , $f(s) \sim \exp(-\Lambda^2/s)$ that corresponds to the law

$$\Phi(\tau, x) \sim \exp(-\tau\Lambda^2)$$

at a large τ for the r.h.s. of SR.

As the behavior of $\Phi(\tau)$ at small τ isn't fixed we always choose the value of τ_0 in some region near point $1/\lambda_q^2$. Since the final result, in any way, should not depend on the behavior of $\Phi(\tau)$ at a small $\tau \ll 1/\lambda_q^2$, **this is a constraint on the available correlation function $f(1/\tau)$ and the value of τ_0** . The practical recipe is that one takes the parameter τ_0 so that the contribution of the region near point $\tau = 0$ to the integral (9) must be small (see the integration with ansatz A2 in the next subsection).

Consider now as an illustration, the result of the action of $P(N, \tau_0, \omega)$ on the n -th term of the operator product expansion (OPE) $\langle O_n \rangle \cdot \tau^n$ in the r.h.s. of the traditional SR, proportional to τ^n . After explicit integration we obtain for $N > n$:

$$P(N, \tau_0, \omega)\tau^n = \tau_0^n \cdot \left(\sum_{k=0}^N C_N^k \frac{\Gamma(n+1)}{\Gamma(n+1-k)} \frac{1}{(\omega\tau_0)^k} \right) = \tau_0^n \cdot \left(1 + \frac{Nn}{\omega\tau_0} + \dots \right) \quad (14)$$

One can see the re-formation of the usual set of power corrections:

In the limiting case $\omega\tau_0 \rightarrow \infty$ (at a fixed τ_0), when all the resonances are included into the l.h.s., the projector $P(N, \tau_0, \omega)$ is similar to the projector on a single value of τ , i.e. its kernel in the integral representation is close to $\delta(\tau - \tau_0)$:

$$P(N, \tau_0, \omega)\tau^n \approx \tau_0^n,$$

and the SR is restored again to its initial form (with a new argument $\tau \rightarrow \tau_0$).

For intermediate values of ω , the cut of the tail of resonances in the l.h.s. (i. e. those which satisfy $\omega < \mu_i$) leads to the relative growth of theoretical contributions in the r.h.s. of the SR (see (14)) with respect to the remaining resonance contributions. In other words, it can be interpreted as an effective increase in the scale of the standard vacuum expectation values $\langle O_n \rangle$. This example demonstrates, in particular, the strong dependence of SR treatment on the adopted model for the phenomenological part of SR.

3.2 How to extract a ground state WF

Let us assume that the experimental mass values are known $\mu_0 = 0$, $\mu_1 = 1.7$, ... and they correspond to ansatzes A2 or A3. Then, we can obtain an expression for $\varphi(x)$ by employing equation (12) with the parameter $\omega = \omega_1 \leq \mu_1$ that corresponds to the saturation of the ground state $\varphi(x)$

$$\varphi(x) = P(N, \tau_0, \omega_1)\Phi(\tau, x) = \bar{\Phi}_N(\omega_1, x). \quad (15)$$

Then, the final result should not depend on the parameter N strongly. However, in the real life we don't know the position μ_1 exactly, therefore we may get a contamination from the next state. This contamination becomes smaller when N increases, due to the power suppression near threshold μ_i . So, the following criterion of saturation of the ground state can be suggested: the form of the curve $\varphi(x) = \bar{\Phi}_N(\omega_1, x)$ doesn't depend on N at some ω_1 . This is a very simple but no so effective criterion for the following reason: the region of comparatively small ω (i. e. $\omega \leq 1 \text{ GeV}^2$) seems to be transient, here the corresponding WF is not well normalized (its normalization is of the order of 0.5 as compared to needed 1). The normalization of WF restores at $\omega \geq 1.5 \text{ GeV}^2$, but the correction for the first resonance is too small to be extracted with the help of this criterion.

To integrate the r.h.s. of SR (15), we take residues: there are two residues in the case of ansatz A2 at the points $\tau = \tau_0$ and $\tau = 0$ (essential singularity). At the end we obtain that the saturation realizes near $\omega = 1.8 \div 2.0 \text{ GeV}^2$ and the function $\bar{\Phi}_N(\omega, x)$ doesn't change noticeably for $N = 0, 1, 2, 3$. The parameter τ_0 is chosen in accord with the suggested criterion of smallness of the contribution from the residue at $\tau = 0$ and appears to be $\tau_0 \sim 2.5 \text{ GeV}^{-2}$. The curve is in form rather close to the asymptotical WF, and the second moment of WF $\langle \xi^2 \rangle = 0.19$ (the corresponding curves are shown in Fig.2).

We have completely different behavior of the r.h.s. of SR near $\tau \sim 0$ for ansatz $A3_k$, $\Phi(\tau, x) \sim \tau^k$. For this reason, we should use the projector with the parameter $N = k + 2$ for this ansatz. We proceed here with ansatzes with $k = 3, 4, 5$. The integral in the r.h.s., $\bar{\Phi}_N(\omega_0, x)$, is determined by the one residue at the point $\tau = \tau_0$. Performing the procedure like for ansatz A2 with the same value of τ_0 , we obtain slightly thinner forms of $\varphi(x)$ for all these ansatzes. As it will be clear later, the most adequate to pion physics is ansatz $A3_k$ with $3 \leq k \leq 4$. For this case we observe the saturation of the r.h.s. of SR at $\omega = \omega_0 \approx 2 \text{ GeV}^2$ with $\langle \xi^2 \rangle \approx 0.16$. (We could conclude about this saturation by the smallness of variations of $\bar{\Phi}_N(\omega_0, x)$ with N , of course the WF normalization now reaches unity.) The results are also close to the asymptotic WF, see Fig.3.

3.3 How to extract resonance WF's

Suppose we know the values of μ_1, μ_2, \dots , then we can extract the first resonance by inverting equation (12), e.g., at $N = 1$:

$$\varphi_1(x) = \frac{(\bar{\Phi}_1(\omega, x) - \bar{\Phi}_1(\mu_1, x))}{1 - \frac{\mu_1}{\omega}} \exp(\tau_0 \mu_1) \quad (16)$$

where $\mu_1 < \omega \leq \mu_2$ corresponds to saturation of the first resonance.

The later equation may be improved if one takes into account a more detailed spectrum model. Let us suggest that the resonance contribution to the spectral density has a finite width 2Δ , e.g.:

$$\delta(s - \mu) \cdot \varphi_1(x) \rightarrow \rho(s - \mu, \Delta) \cdot \varphi_1(x), \quad \text{where } \rho(s - \mu, \Delta) |_{\Delta \rightarrow 0} = \delta(s - \mu)$$

This leads to a more complicated expression in the l.h.s. of SR (8) than simple exponentials. Applying the projector $P(N, \tau_0, \omega)$ to the l.h.s. of SR with this new spectral density ρ one can easily obtain

$$P(N, \tau_0, \omega) \int_0^\infty e^{-s\tau} \rho(s - \mu, \Delta) ds = \left(1 + \frac{d}{\omega d\tau_0}\right)^N \int_0^\infty \theta(\omega - s) e^{-s\tau_0} \rho(s - \mu, \Delta) ds \quad (17)$$

instead of expression (11). To estimate the main effect of the finite width Δ , we apply the simplest (and rather rough) ‘‘step-model’’ for ρ

$$\rho(s - \mu, \Delta) = \theta(\mu + \Delta > s) \theta(s > \mu - \Delta) \cdot \frac{1}{2\Delta}, \quad (18)$$

at natural constraint $\Delta \ll \mu$. Substituting (18) into (17) and integrating we obtain a new expression for the l.h.s. of SR. The latter leads to modified equation for $\varphi_1(x)$; at $N = 1$ and $\omega > \mu + \Delta$ we arrive at the expression

$$\varphi_1(x) = \frac{(\bar{\Phi}_1(\omega, x) - \bar{\Phi}_1(\mu_1, x))}{1 - \frac{\mu_1 - \Delta \mu_1}{\omega}} \exp(\tau_0 \mu_1) \cdot \frac{\Delta \tau_0}{\sinh(\Delta \tau_0)}, \quad \Delta \mu_1 = \Delta \cdot \left(\coth(\Delta \tau_0) - \frac{1}{\Delta \tau_0}\right) \quad (19)$$

The final numerical result due to finite width in (19) is not large for parameters of the first resonance [15] $\Delta \approx 0.18 \text{ GeV}^2$, $\mu_1 \approx 1.7 \text{ GeV}^2$ but may be important for the next resonance.

Let us assume now that we don't know the spectrum $\{\mu_i\}$. How can we find a resonance for the particular ansatz? Evidently, equation (12) has the best sensitivity to it at the lowest N , because the threshold effects are suppressed for large N . However SR with $N = 0$ is not also good: there is a too rough simulation of the continuous (over ω) r.h.s. by the set of step-like contributions.

The case of SR with $N = 1$ is more attractive: here steps are smoothed by switching-functions $\left(1 - \frac{\mu_i}{\omega}\right)$ and the discontinuity is present only in derivatives of the l.h.s. of SR. As

it has been mentioned in the discussion of the criterion for selecting resonances in the former subsection, the magnitude of this discontinuity is too small to be trigger resonances. If we examine the difference $\bar{\Phi}_N(\omega, x) - \bar{\Phi}_{N+1}(\omega, x)$, then we obtain the very convenient criterion for resonances:

$$\theta(\omega - \mu_1) \varphi_1(x) \cdot \exp(-\mu_1 \tau_0) \frac{\mu_1}{\omega} \left(1 - \frac{\mu_1}{\omega}\right)^N = \bar{\Phi}_N(\omega, x) - \bar{\Phi}_{N+1}(\omega, x). \quad (20)$$

As one can see, at $\omega = \omega_* = \mu_1$, this difference is equal to zero and for $\omega > \mu_1$ becomes negative, if $\varphi_1(x) < 0$, otherwise, positive, with $1/\omega$ -decreasing at large ω . For ansatz A2 we see in Fig.4 that the zero of this difference at $N = 1$, $x = 0.5$ is reached for $\omega_* = 1.8 \text{ GeV}^2$ that is quite reasonable for the pion case (the experimental value is $\mu_{1exp} \approx 1.7 \pm 0.25 \text{ GeV}^2$). It should be emphasized that $\bar{\Phi}_1(\omega, x)$ imitates the l.h.s. of SR as a function of ω rather well despite of their different origin. Note here that the position of the root ω_* depends also on the value of x : in the region $0.35 \leq x \leq 0.65$ this dependence is rather weak.

So, we have found the position of the first resonance μ_1 that agrees with μ_{1exp} , based on ansatz A2. This is an unexpectedly good result for our rather crude model of non-local condensates (see subsection 2.2). The saturation by the first resonance is reached near $\omega \approx 2.5 \div 3 \text{ GeV}^2$. The curves corresponding to the resonance $\varphi_1(x)$ (for different values of ω near $\omega = 3 \text{ GeV}^2$) are shown on Fig.5.

The same program for ansatz A3 with $k = 3, 4, 5$ produces the roots $\omega_*(k) = 1.3, 3.0, 5.5 \text{ GeV}^2$, respectively. For this reason the choice $3 \leq k \leq 4$ is more adequate to the pion case. Here we also observe the saturation of normalizations and forms of the ground state WF before switching on the first resonance (i.e. at $\omega < \omega_*(k)$). The curves of the ground state WF corresponding different $k = 3, 4, 5$ are very close.

4 Method of Differential Projectors

4.1 General formulae

We shall construct here a trick to extract the ground state and resonances, based on the criterion traditional for QCD SR approach: a physical quantity, $\varphi(x)$, should not depend on the Borel parameter M^2 on the stability plateau. However, as we have seen in section 2, the weighted sum of all WF in the initial representation (8) has a strong dependence on M^2 even for $M^2 \leq 1 \text{ GeV}^2$ due to contamination by the resonances, and there is no stability of the form of a curve at all.

Let us suggest that the positions of the first n resonances are known exactly. Then, one may hope to obtain the ground state $\varphi(x)$ that doesn't depend on M^2 in the region $[\lambda_q^2, M_n^2]$, by cancelling the contributions of these resonances. The contamination in this case will be defined by the contributions of the $(n+1)$ -th resonance and subsequent resonances and will be suppressed by the exponential factor $\sim \exp(-\mu_{n+1}^2/M^2)$.⁴ If the positions of some resonances

⁴ It is similar to the formulation of the "inverse problem": to obtain the $\varphi(x)$ one uses the known spectrum $\{\mu_i\}$.

are not well known, one can vary the parameters μ_i to obtain the best fit of stability. Of course, this proposal will “work” if the resonances are well distinguished and the corresponding pre-exponential factor $\varphi_{n+1}(x)$ is not too large (for any x). Note at least that the renorm-group evolution of the condensates with respect to M^2 should be taken into account to complete this analysis in a separate publication.

To cancel the contribution of a set of resonances, we shall use a differential operator. Apparently, one can obtain for one resonance φ_i (here $D \equiv \partial_\tau$):

$$\left(1 + \frac{D}{\mu_i}\right) e^{-\tau\mu_i} \varphi_i(x) = 0; \quad \left(1 + \frac{D}{\mu_i}\right) \varphi(x) = \varphi(x).$$

From this result it is easy to find the action of the projector $Q_0(n)$ ⁵

$$Q_0(n) \equiv \prod_{i=1}^n \left(1 + \frac{D}{\mu_i}\right), \quad (21)$$

on a finite set of the resonances $L_n \equiv \sum_{i=1}^n \exp(-\mu_i\tau) \varphi_i(x)$:

$$Q_0(n) \left(\sum_{i=1}^n e^{-\mu_i\tau} \varphi_i(x) \right) = 0; \quad Q_0(n) \left(\varphi(x) + \sum_{i=1}^n e^{-\mu_i\tau} \varphi_i(x) \right) = \varphi(x). \quad (22)$$

So, applying the projector $Q_0(n)$ to eq. (10), one obtains the expression for the ground state $\varphi(x)$

$$\varphi(x) = Q_0(n) \Phi(\tau, x) + O(e^{-\mu_{n+1}\tau}). \quad (23)$$

We can extend the region of stability for $\varphi(x)$ with respect to τ (or M^2) by adding subsequent resonances to projector $Q_0(n)$ (and making the last term in eq.(23) still smaller).

By a similar procedure, the projector for extracting the k -resonance φ_k from the set L_n could be obtained:

$$Q_k(n) = e^{\mu_k\tau} \cdot \prod_{i \neq k}^n \left(1 + \frac{\mu_k + D}{\mu_i - \mu_k}\right). \quad (24)$$

The contamination of the $\varphi_k(x)$ resonance could be more strong than for $\varphi(x)$ due to the factor $\exp(\mu_k\tau)$.

It would be worthwhile to rewrite expression (23) as a form of Laplace representation:

$$\varphi(x) = \int_0^\infty e^{-p\tau} \prod_{i=1}^n \left(1 - \frac{p}{\mu_i}\right) \tilde{\Phi}(p, x) dp; \quad \text{where } \Phi(\tau, x) = \int_0^\infty e^{-p\tau} \tilde{\Phi}(p, x) dp \quad (25)$$

and then to employ the identity

$$\prod_{i=1}^n \left(1 - \frac{p}{\mu_i}\right) \equiv \exp\left(-ps_1 - p^2 \frac{s_2}{2} - \dots - p^n \frac{s_n}{n} - \dots\right), \quad \text{where } s_k \equiv \sum_{i=1}^n \left(\frac{1}{\mu_i}\right)^k. \quad (26)$$

⁵ We are grateful to A. V. Radyushkin who suggested us to use just the same form of the projector

Now, all the information about the spectrum **is accumulated in s_i -parameters** in the final formula:

$$\varphi(x) = \int_0^\infty \exp\left(-p\tau - ps_1 - \sum_{k=2}^\infty p^k \frac{s_k}{k}\right) \tilde{\Phi}(p, x) dp + O(e^{-\mu_{n+1}\tau}). \quad (27)$$

Expression (27) is the main result of this subsection: it is very convenient for applications of any models of the spectrum $\{\mu_i\}$, and allows one to use different approximations.

4.2 The spectrum model and the ground state WF

We suggest here the following spectrum model:

The positions of the first two resonances are $\mu_1 = 1.7$, $\mu_2 \approx 3$ (GeV^2) in accord with experimental data and estimations of subsection 3.3. For subsequent μ_i we adopt the “physically appealing” oscillator’s model with a finite spectrum: $\mu_3 = \mu$, $\mu_4 = \mu + 1, \dots$, $\mu_n = \mu + n - 3$.

Now we rewrite expression (27) in a form without the first two resonances, and all the model suggestions concentrate in the intergrand exponential:

$$\varphi(x) = \left(1 + \frac{D}{\mu_1}\right) \left(1 + \frac{D}{\mu_2}\right) \int_0^\infty \exp\left(-p\tau - ps_1 - \sum_{k=2}^\infty p^k \frac{s_k}{k}\right) \tilde{\Phi}(p, \tau) dp + O(e^{-\mu_{n+1}\tau}), \quad (28)$$

where

$$s_k = \sum_{i=3}^n \left(\frac{1}{\mu_i}\right)^k.$$

Our model allows one to apply any approximation to the integral in the r.h.s.. We shall not here describe the details (see Appendix A). It results in a “three-resonance formula” for expression (28) with a shifted argument τ

$$\varphi(x) \approx \Phi_{3R}(x, \tau) \equiv \left(1 + \frac{D}{\mu_1}\right) \left(1 + \frac{D}{\mu_2}\right) \left(1 + \frac{D}{\mu}\right) \Phi(\tau, x) \Big|_{\tau \rightarrow \tau + s_1}, \quad s_1 = \sum_{i=3}^n \frac{1}{\mu_i}. \quad (29)$$

Note here that the shift $\tau \rightarrow \tau + s_1$ effectively reduces the available region of the parameter M^2 :

$$M^2 \rightarrow \frac{M^2}{1 + s_1 M^2}.$$

Evidently, this “scaling” effect improves the stability of $\varphi(x)$ with respect to M^2 .

The “reduced” expression (29) depends on two parameters, μ and n . We can vary them to obtain the best region of stability for $\varphi(x)$ with respect to M^2 . The best fit leads to the values: $\mu \approx 4 GeV^2$, $n = 11$ for ansatz A2. For these values of parameters the form of the curve $\varphi(x)$ doesn’t depend on M^2 visibly in the region $M^2 \in (0.5 - 2) GeV^2$, and has a rather slow evolution when M^2 increases. The form of curve (in the stability region) is similar to the asymptotic WF again (see Fig.6), and the second moment of WF $\langle \xi^2 \rangle = 0.16$ for $M^2 = 1 GeV^2$. So, we may conclude that the results of the “differential method” confirm the results for pion WF obtained by the “integration method” in Sec. 3.

5 Conclusion

In this paper, we have considered a model sum rule for the pion wave function and pseudoscalar resonances based on the non-diagonal correlator [1]. The theoretical side (r.h.s.) of this sum rule depends only on the non-local condensate. We suggest two different ways to extract the wave functions of the ground and resonance states of the meson from the sum rule. Two kinds of ansatzes with different analytic properties for the condensate distribution have been used for final numerical estimates. We have obtained qualitatively similar results for the pion wave function by using both these methods and different condensate ansatzes: their forms are close to the asymptotic wave function. Moreover, we obtained the shape of the wave function and the position of the first resonance near $m_1^2 \approx 1.8 \text{ GeV}^2$, ($m_{1exp}^2 = 1.7 \text{ GeV}^2$), based on the first kind (A2) of the ansatz. Our results confirm the qualitative conclusions about shapes of the wave function of pion and the resonance obtained in [1].

Acknowledgments

We are grateful to A. V. Radyushkin for clarifying criticism. His paper [1] inspired the present investigation. We also thank R. Ruskov for fruitful discussions of the main results. We are indebted to the International Science Foundation (grant RFE-000) and to the Russian Foundation for Fundamental Research (contract 93-02-3811) for financial support. One of us (M.S.) is grateful to Prof. A. Di Giacomo for fruitful discussions and warm hospitality at the Physics Department of Pisa University.

Appendix

A Three-resonance formula

The oscillator spectrum model leads to the evident expression for coefficients s_k in (26):

$$s_k = \sum_{i=0}^{n-\mu} \frac{1}{(\mu+i)^k} = \zeta(k; \mu) - \zeta(k; n+1). \quad (\text{A.1})$$

To derive the three-resonance formula (29) we shall use a set of successive approximations (A.2 - A.5). Substituting (A.1) into the identity (26) we obtain:

$$\begin{aligned} \sum_{k=2}^{\infty} p^k \frac{s_k}{k} &\equiv \sum_{k=2}^{\infty} p^k \frac{(\zeta(k; \mu) - \zeta(k; n+1))}{k} \stackrel{n \gg 1}{\approx} \\ &\approx [\mu \cdot (1 - z_1) \ln(1 - z_1) - (n+1) \cdot (1 - z_2) \ln(1 - z_2)] \Big|_{z_1 \leq 1}, \end{aligned} \quad (\text{A.2})$$

where $z_1 = p/\mu$, $z_2 = p/(n+1)$.

$$\exp[-(\mu \cdot (1 - z_1) \ln(1 - z_1) - n \cdot (1 - z_2) \ln(1 - z_2))] \stackrel{n \gg 1}{\approx} \frac{e^{-p}}{\left(1 - \frac{p}{\mu}\right)^{(\mu-p)}}. \quad (\text{A.3})$$

Simple numerical analysis demonstrates the validity of the approximate equation for the r.h.s. of (A.3):

$$\theta(\mu - p) \frac{e^{-p}}{\left(1 - \frac{p}{\mu}\right)^{(\mu-p)}} \approx \theta(\mu - p) \left(1 - \frac{p}{\mu}\right). \quad (\text{A.4})$$

The main condition for the next approximation is that the Laplace representation $\tilde{\Phi}(p, \tau)$ for A2 is concentrated on a bounded support of about few GeV^2 , and the integral in (27) over p is saturated in the interval $(0, \mu)$. So, we may hope that

$$\int_0^{\infty} dp \left[\left(1 - \frac{p}{\mu}\right) \theta(\mu - p) \right] \tilde{\Phi}(p, x) \exp(-p\tau - ps_1) \approx \left(1 + \frac{D}{\mu}\right) \Phi(\tau, x) \Big|_{\tau \rightarrow \tau + s_1}. \quad (\text{A.5})$$

Substituting the set of approximations (A.2 - A.5) into expression (28), we arrive at three-resonance formula for $\varphi(x)_\pi$

$$\varphi(x)_\pi \approx \left(1 + \frac{D}{\mu_1}\right) \left(1 + \frac{D}{\mu_2}\right) \left(1 + \frac{D}{\mu}\right) \Phi(\tau, x) \Big|_{\tau \rightarrow \tau + s_1}. \quad (\text{A.6})$$

References

- [1] A. V. Radyushkin, CEBAF Preprint TH-94-13, Newport News (1994); hep-ph/9406237.
- [2] R. P. Feynman, *The Photon-Hadron Interactions* (Benjamin, New York, 1972).
- [3] V. L. Chernyak and A. R. Zhitnitsky, *JETP Lett.* **26** (1977) 594.
- [4] A. V. Radyushkin, JINR Preprint P2-10717, Dubna (1977);
A. V. Efremov and A. V. Radyushkin, JINR Preprint E2-11983, Dubna (1978), published
in *Theor. Math. Phys.* **42** (1980) 97;
A. V. Efremov and A. V. Radyushkin, *Phys. Lett.* **B94** (1980) 245.
- [5] S. J. Brodsky and G. P. Lepage, *Phys. Lett.* **B87** (1979) 359.
- [6] M. A. Shifman, A. I. Vainshtein and V. I. Zakharov, *Nucl. Phys.* **B147** (1979) 385, 448.
- [7] D. Daniel, R. Gupta, and D.G. Richards, *Phys. Rev.* **D 43**, 3715 (1991).
- [8] V. L. Chernyak and A. R. Zhitnitsky, *Nucl. Phys.* **B201** (1982) 492; **B214** (1983) 547(E);
Phys. Rep. **B112** (1984) 173.
- [9] E. V. Shuryak, *Nucl. Phys.* **B203** (1982) 116;
V. N. Baier and Yu .F Pinelis, INP Preprint 81-141, Novosibirsk (1981).
D. Gromes, *Phys. Lett.* **B115** (1982) 482. S. V. Mikhailov, A. V. Radyushkin *JETP Lett.*
43 712 (1986) .
- [10] S. V. Mikhailov and A. V. Radyushkin, *Yad. Fiz* **49** (1989) 494;
- [11] S. V. Mikhailov and A. V. Radyushkin, *Phys. Rev.* **D45** (1992) 1754.
- [12] M. Campostrini, A. Di Giacomo and G. Mussardo, *Z. Phys.* **C25** (1984) 173
A. Di Giacomo and H. Panagopoulos, *Phys. Lett.* **B285** (1992) 133.
- [13] V. M. Belyaev and B. L. Ioffe, *ZhETF* **83** (1982) 876;
A. A. Ovchinnikov and A. A. Pivovarov, *Yad. Fiz.* **48** (1988) 1135.
- [14] A. R. Zhitnitsky, SMU, Preprin SMU-HEP-93-25, Dallas (1993)
- [15] Particle properties data booklet (April 1992).
- [16] A. V. Radyushkin, *Phys. Lett.* **B271** (1991) 218.

Figure 1: $\Phi(x, M^2)$ with $M^2 = 0.4 \text{ GeV}^2$ (line), $M^2 = 0.6 \text{ GeV}^2$ (small-dashed), $M^2 = 1.0 \text{ GeV}^2$ (big-dashed) vs. asymptotic pion wave function (dotted)

Figure 2: A2-ansatz: $\bar{\Phi}_N(\omega, x)$ with $N = 1$ (line), $N = 2$ (small-dashed), $N = 3$ (big-dashed) vs. asymptotic pion wave function (dotted)

Figure 3: A3₄-ansatz: $\bar{\Phi}_N(\omega, x)$ with $N = 6$ (line), $N = 7$ (small-dashed) vs. asymptotic pion wave function (dotted)

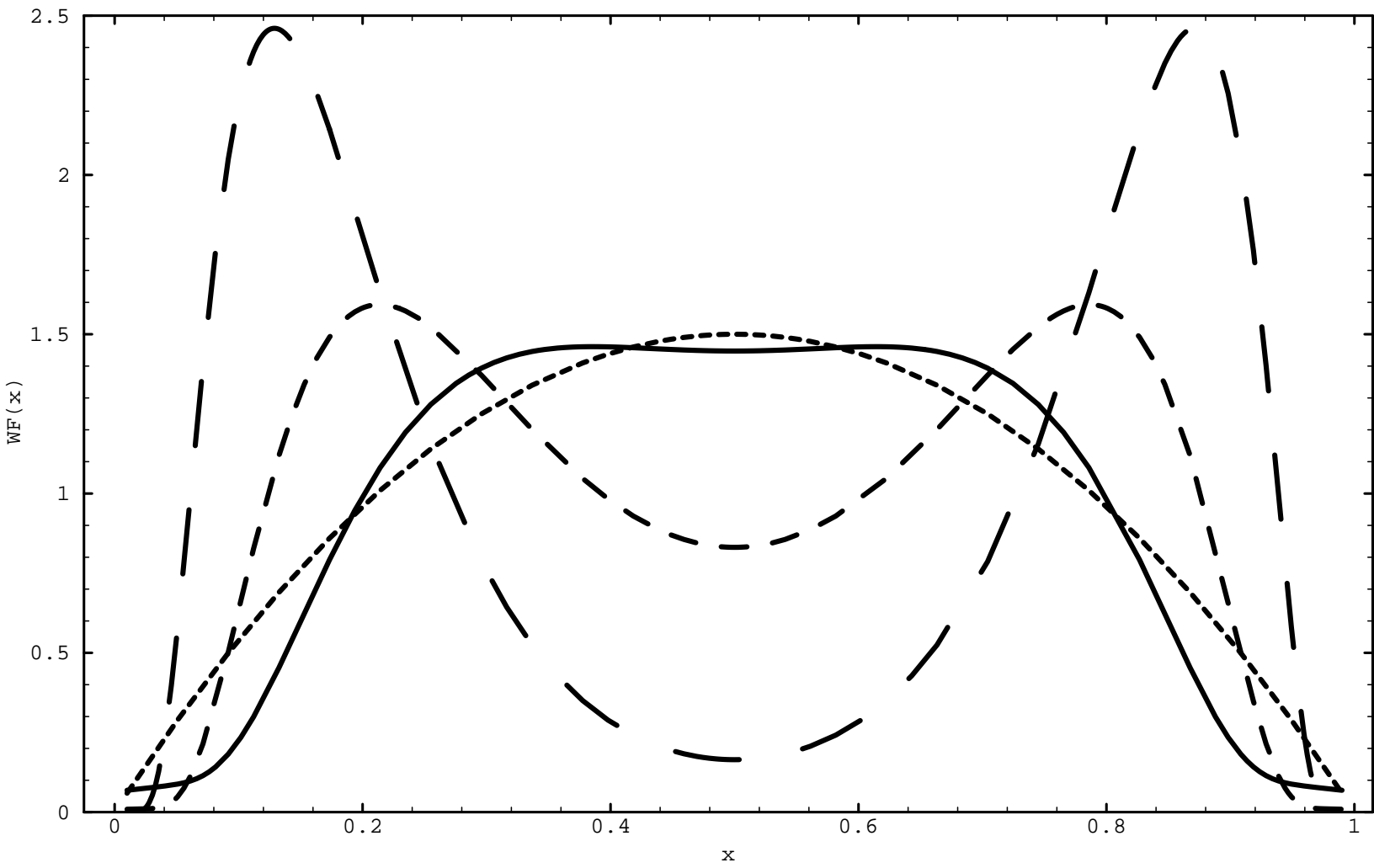
Figure 4: A2-ansatz: $\bar{\Phi}_1(\omega, 0.5) - \bar{\Phi}_2(\omega, 0.5)$

Figure 5: A2-ansatz: $\varphi_1(x, \omega)$ with $\omega = 2.5 \text{ GeV}^2$ (line), $\omega = 3.0 \text{ GeV}^2$ (dashed) and $\omega = 3.5 \text{ GeV}^2$ (dotted)

Figure 6: A2-ansatz: $\Phi_{3R}(x, \frac{1}{M^2})$ with $M^2 = 0.5 \text{ GeV}^2$ (line), $M^2 = 1.0 \text{ GeV}^2$ (small-dashed), $M^2 = 1.5 \text{ GeV}^2$ (big-dashed) vs. asymptotic pion wave function (dotted)

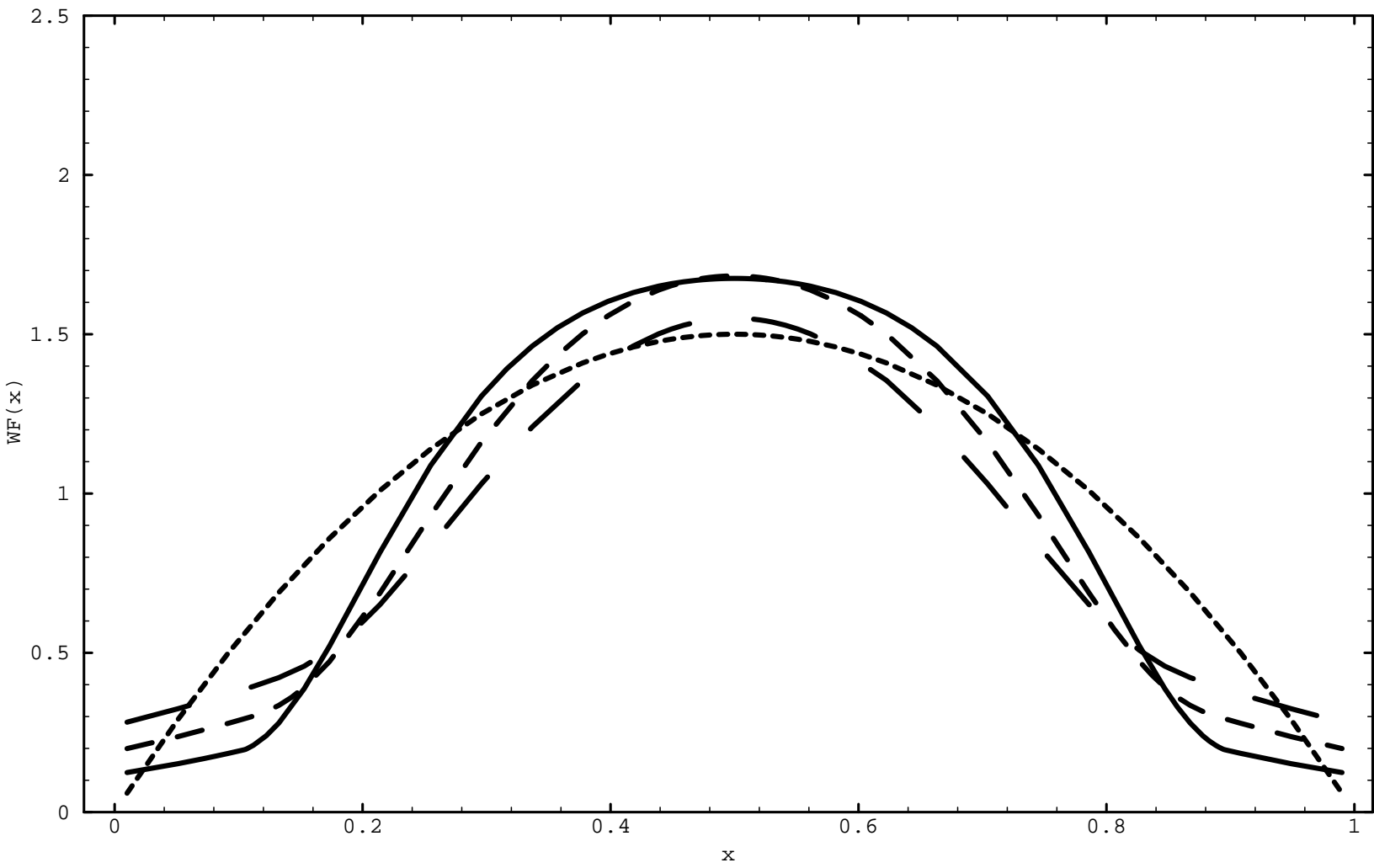
This figure "fig1-1.png" is available in "png" format from:

<http://arxiv.org/ps/hep-ph/9412366v2>



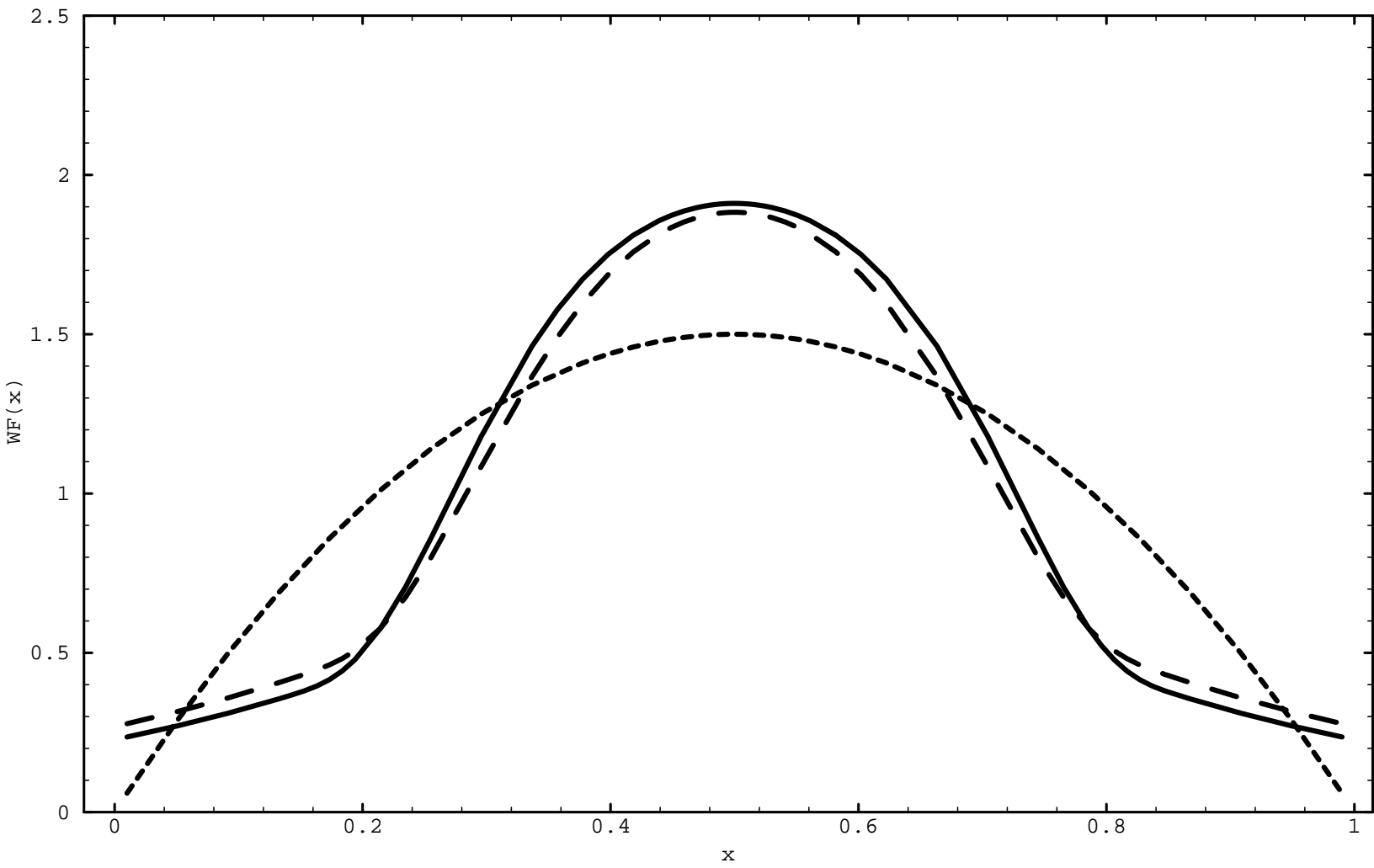
This figure "fig1-2.png" is available in "png" format from:

<http://arxiv.org/ps/hep-ph/9412366v2>



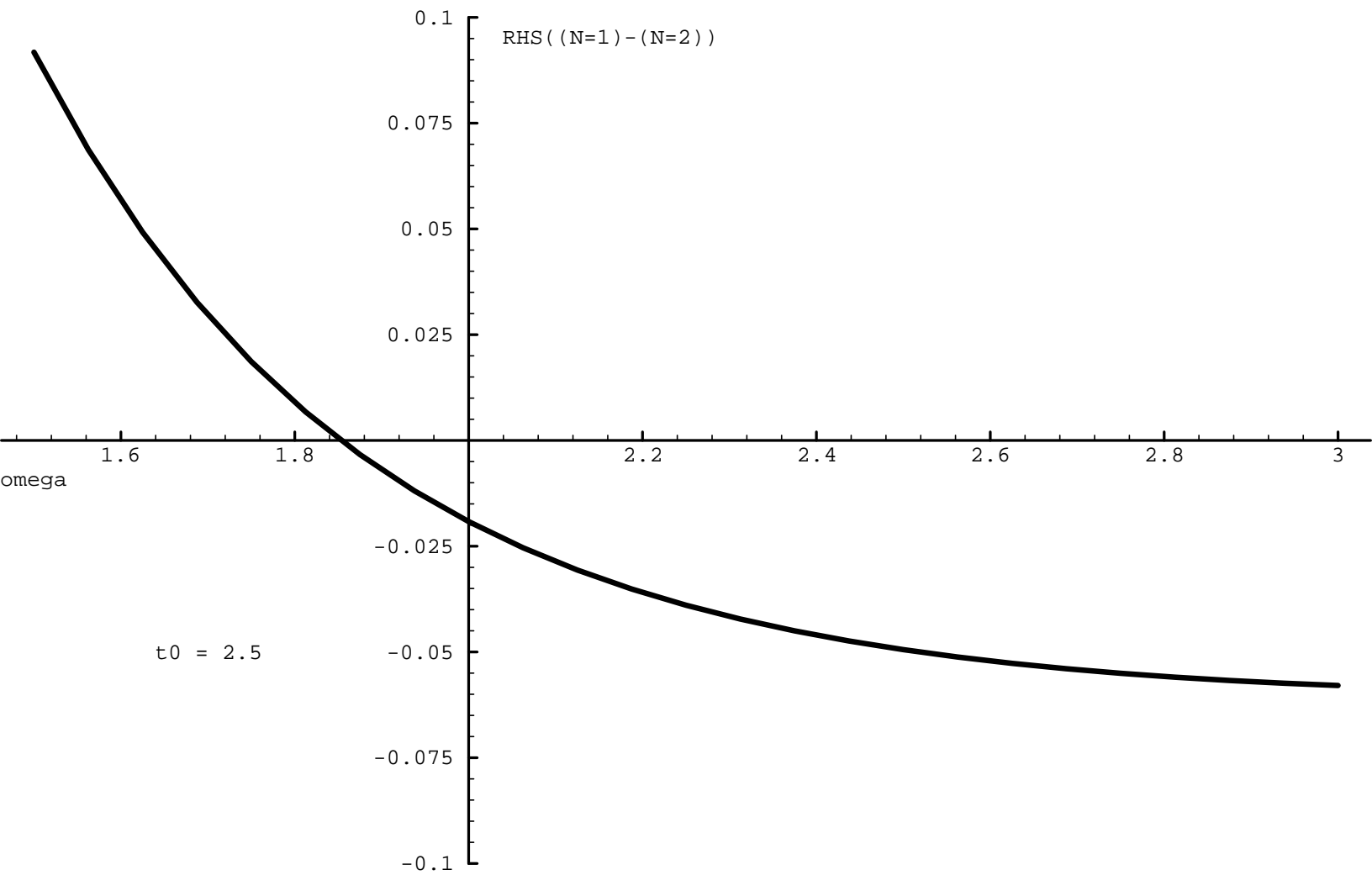
This figure "fig1-3.png" is available in "png" format from:

<http://arxiv.org/ps/hep-ph/9412366v2>



This figure "fig1-4.png" is available in "png" format from:

<http://arxiv.org/ps/hep-ph/9412366v2>



This figure "fig1-5.png" is available in "png" format from:

<http://arxiv.org/ps/hep-ph/9412366v2>

