

Electroweak theory at Z^0 and above [†]

M. Vysotsky*

ITEP, B. Cheremushkinskaya 25, Moscow 117259, Russia

Abstract

We present a simple method for considering radiative corrections. Precision data are well described by an adequate Born approximation and only the first evidence for deviations from the tree level formulas and the presence of the loop effects emerge.

1. Introduction

In my talk I will concentrate on electroweak radiative corrections (EWRC) in the Minimal Standard Model (MSM) [1-2]. To discuss radiative corrections one should start from the Born approximation to the theory. When dealing with the Born approximation, it is convenient to define the parameters of the theory at the characteristic energy scale (or momentum transfer) of the problem. Thus we avoid large loop corrections. This scale in electroweak theory is determined by the masses of the intermediate vector bosons. To start with, I shall introduce this natural Born approximation and then I will show that the experimental data on Z decays and m_W measurements agree rather well with it. However, some of the latest data as shown in the talk by D. Schaile [3] differ from the Born approximation at the level of two standard deviations. Then I will take into account EWRC. The bound on m_{top} will arise from by demanding their smallness. Taking EWRC into account, we will describe all the data within one standard deviation with the exception of $\Gamma_{Z \rightarrow b\bar{b}}$. Then I will discuss how electroweak theory will be tested in the future. This talk is based on the approach to the calculation of EWRC developed in papers [4-11].

2. Born approximation to MSM

To predict something in the electroweak theory one should specify the numerical values of its parameters: $SU(2)$ and $U(1)$ gauge coupling constants g and g' , Higgs vacuum expectation value η , Higgs quartic coupling λ , masses of quarks and leptons and quark mixing angles. Let us discuss the first three parameters. To determine them one takes the three best measured quantities: the muon decay constant $G_\mu = 1.16639(2) \cdot 10^{-5} \text{ GeV}^{-2}$, $m_Z = 91.1888(44) \text{ GeV}$, measured at LEP [12], and the value of the running electromagnetic coupling at $q^2 = m_Z^2$, $\bar{\alpha} \equiv \alpha(m_Z) = [128.87(12)]^{-1}$ [13]. The relevant scale for G_μ is not the momentum transfer which is of the order of the muon mass, but m_W . This is clear from the form of W -boson propagator:

$$G_W^{-1} = q^2 - m_W^2 - \Pi_W(q^2) . \quad (1)$$

The logarithmic dependence of the W -boson polarization operator on q^2 is power suppressed relative to m_W^2 . So only α runs below m_W^2 . We should renormalize it from the low energy fine structure value to the value at m_Z^2 .

The value of $\bar{\alpha}$ is described by the following well-known formula:

$$\bar{\alpha} = \frac{\alpha}{1 - \delta\alpha} . \quad (2)$$

Here $\delta\alpha$ with the help of a dispersion relation is expressed through the integral of the cross section for

* E-mail: VYSOTSKY@VXITEP.ITEP.MSK.SU

[†] Plenary talk given at 27th International Conference on High Energy Physics, Glasgow, 20-27th July 1994

e^+e^- -annihilation:

$$\delta\alpha = \frac{m_Z^2}{4\pi^2\alpha} \int_{th}^{\infty} \frac{\sigma_{e^+e^-}(s)ds}{m_Z^2 - s} . \quad (3)$$

The charged lepton contributions to $\delta\alpha$ are easily calculated:

$$(\delta\alpha)_l = \frac{\alpha}{3\pi} \left[\sum_l \left(\ln \frac{m_Z^2}{m_l^2} - \frac{5}{3} \right) \right] = 0.0314 . \quad (4)$$

The result for the hadrons contribution which follows from integrating the experimental data is [13]:

$$(\delta\alpha)_h = 0.0282(9) . \quad (5)$$

The main source of uncertainty in $(\delta\alpha)_h$ is the systematic uncertainty in the cross section for e^+e^- -annihilation into hadrons between the ρ - and Ψ -mesons. There are two ways to improve the accuracy of $\delta\alpha$: to measure $\sigma_{e^+e^- \rightarrow \text{hadrons}}$ with better accuracy and/or to improve the experimental accuracy in the $(g-2)_{\text{muon}}$ measurement. As the hadronic contribution to $(g-2)_{\text{muon}}$ is proportional to the integral of $\sigma_{e^+e^-}(s)/s$, it is sensitive to the low energy hadronic states.

It is interesting that the result for $(\delta\alpha)_h$ obtained from integrating the experimental data can be reproduced in the following simple model: the lowest lying resonance in each flavor channel as an infrared cut-off plus perturbative QCD continuum [14]. The main question in this model: what is the value of the $(\delta\alpha)_h$ uncertainty? It appears that the uncertainties of the vector meson's width into e^+e^- and of $\alpha_s(m_Z)$ lead to a very small variation of $(\delta\alpha)_h$. To get the uncertainty ± 0.0009 , we need a 30% variation of perturbative $\sigma_{e^+e^- \rightarrow \text{hadrons}}$ in the domain $1 \text{ GeV} < E < 2 \text{ GeV}$.

In a QCD sum rules inspired model [15] the following result was obtained:

$$\begin{aligned} (\delta\alpha)_{S.R.} &= 0.0275(2) , \\ (\bar{\alpha})_{S.R.} &= [128.96(3)]^{-1} , \end{aligned} \quad (6)$$

where the uncertainty is very small. Below I will use an $\bar{\alpha}$ value which follows from the integration of the experimental data [13]:

$$\bar{\alpha} = [128.87(12)]^{-1} . \quad (7)$$

Precision measurement of $\sigma_{e^+e^- \rightarrow \text{hadrons}}$ below 1.4 GeV is now under way in Novosibirsk [16].

To present Born approximation formulas for different observables we should introduce an electroweak mixing angle. Among several existing definitions we use one directly connected with the most precisely measured quantities [17]:

$$\begin{aligned} \sin^2 \theta \cos^2 \theta &\equiv c^2 s^2 = \frac{\pi \bar{\alpha}}{\sqrt{2} G_\mu m_Z^2} , \\ \sin^2 \theta &= 0.2312(3) \end{aligned} \quad (8)$$

where the uncertainty in $\sin^2 \theta$ arises from that in $\bar{\alpha}$. I will start from the observables which depend on strong interactions only through the higher loops ("gluon-free" observables): W -boson mass m_W , Z -boson width into charged leptons Γ_l and forward - backward asymmetries in $Z \rightarrow l^+l^-$ decay A_{FB}^l . It is convenient to consider the axial and vector coupling constants of the Z boson with the charged leptons which are defined from Γ_l and A_{FB}^l :

$$\begin{aligned} \Gamma_l &= 4(1 + \frac{3\alpha}{4\pi})(g_A^2 + g_V^2)\Gamma_0 , \\ \Gamma_0 &= \frac{\sqrt{2}G_\mu m_Z^3}{48\pi} = 82.95 \text{ MeV} ; \\ A_{FB}^l &= \frac{3(g_V/g_A)^2}{[1 + (g_V/g_A)^2]^2} . \end{aligned} \quad (9)$$

Since g_V turned out to be very small, the quark forward - backward asymmetries define its value as well.

In table 1 the Born approximation predictions for the gluon-free observables are compared with the experimental data presented at the Marseille (1993) Europhysics conference [2] and this conference [12,18,19]. While a year ago the Born description was well within one standard deviation from experimental data [8], now deviations at the level of 2σ for Γ_l and 1.5σ for m_W occur. So the first evidence for electroweak radiative corrections from the latest experimental data emerges [11]. If we substitute instead of $\bar{\alpha}$ the value of the fine structure constant in the definition of electroweak mixing angle then we will obtain $\sin^2 \theta_W = 0.212$ and $g_V/g_A = 0.152$ which is more than 50 standard deviations from the LEP+SLC result. This is the accuracy with which the running of α electromagnetic is confirmed.

Now come strong interaction sensitive observables. Here we take the EW Born approximation improved by strong interaction perturbation theory and this is the formula for $\Gamma_{Z \rightarrow \text{hadrons}} \equiv \Gamma_h$:

$$\begin{aligned} \Gamma_h^B &= 3\Gamma_0 \{ 3[1 + (1 - \frac{4}{3}s^2)^2] + 2[1 + (1 - \frac{8}{3}s^2)^2] \} \\ &\quad [1 + \frac{\bar{\alpha}_s}{\pi} + 1.4(\frac{\bar{\alpha}_s}{\pi})^2 - 13(\frac{\bar{\alpha}_s}{\pi})^3] . \end{aligned} \quad (10)$$

Substituting $\bar{\alpha}_s \equiv \alpha_s(m_Z)_{\overline{MS}} = 0.125 \pm 0.005$ (see below), we get:

$$\Gamma_h^B = 1748(3) \text{ MeV} , \quad \Gamma_Z^B = 2496(3) \text{ MeV} , \quad (11)$$

which is within one standard deviation of the experimental numbers [12]:

$$\begin{aligned} \Gamma_h^{\text{exp}} &= 1745.9 \pm 4.0 \text{ MeV} \\ \Gamma_Z^{\text{exp}} &= 2497.4 \pm 2.7 \pm 2.7 \text{ MeV} \end{aligned} \quad (12)$$

Even for $\Gamma_{Z \rightarrow b\bar{b}}$ the Born approximation describes experimental data within one standard deviation:

$$\Gamma_{Z \rightarrow b\bar{b}}^B = 3\Gamma_0 G [1 + (1 - \frac{4}{3}s^2)^2] =$$

	BORN	MARSEILLE (1993)	GLASGOW (1994)
$(m_W/m_Z)_{p\bar{p}}$	0.8768(2)	0.8798(28)	0.8798(20)
$(g_V/g_A)_{LEP,SLC}^{all\ asymm.}$	0.0753(12)	LEP: 0.0712(28)	LEP: 0.0716(16) SLC: 0.0824(40) LEP+SLC: 0.0731(15)
$\Gamma_l(MeV)_{LEP}$	83.57(2)	83.79(28)	83.96(18)

Table 1. Comparison of the Born approximation predictions for gluon-free observables with experimental data. Errors on the Born values come from that in $\bar{\alpha}$.

$$\begin{aligned} &= 383.2(6) MeV, \\ \Gamma_{Z \rightarrow b\bar{b}}^{exp} &= 384.5 \pm 3.5 MeV [20]. \end{aligned} \quad (13)$$

3. EWRC

Taking into account radiative corrections, we obtain the following formulas for gluon-free observables:

$$\begin{aligned} m_W/m_Z &= c + \frac{3c\bar{\alpha}}{32\pi s^2(c^2 - s^2)} V_m(t, h), \\ g_A &= -1/2 - \frac{3\bar{\alpha}}{64\pi s^2 c^2} V_A(t, h), \\ g_V/g_A &= 1 - 4s^2 + \frac{3\bar{\alpha}}{4\pi(c^2 - s^2)} V_R(t, h), \end{aligned} \quad (14)$$

where $t \equiv (m_t/m_Z)^2$, $h \equiv (m_H/m_Z)^2$. The coefficients in front of V_i are fixed by the asymptotic behavior for a very heavy top: $V_i(t \rightarrow \infty) \rightarrow t$. V_i should not be large in order not to spoil the good description of the experimental data by the Born formulas. From experimental data we get:

$$\begin{aligned} V_m^{exp} &= 1.82 \pm 1.28, \\ V_A^{exp} &= 2.00 \pm 0.77, \\ V_R^{exp} &= -0.63 \pm 0.53. \end{aligned} \quad (15)$$

The V_i dependence on t appears to be rather similar and they equal zero around $m_t = 150$ GeV. This is the origin for the prediction of an m_{top} value around 170 GeV from the precise measurements.

For Z -boson decay into quarks the analogous formulas hold for the axial and vector coupling constants:

$$\begin{aligned} g_{Af} &= T_{3f} [1 + \frac{3\bar{\alpha}}{32\pi s^2 c^2} V_{Af}(t, h)], \\ g_{Vf}/g_{Af} &= 1 - 4|Q_f|s^2 + \\ &+ \frac{3\bar{\alpha}|Q_f|}{4\pi(c^2 - s^2)} V_{Rf}(t, h), \end{aligned} \quad (16)$$

where f indicates the quark flavor.

In the case of light u -, d -, s - and c - quarks the only difference with leptonic V_A and V_R are in small constants $c_{A,R}^f$ [7]:

$$u, d, s, c : V_{A,R}^f = V_{A,R} + c_{A,R}^f. \quad (17)$$

There are 3 additional terms in the case of $Z \rightarrow b\bar{b}$ decay:

$$\begin{aligned} \Gamma_{b\bar{b}} &= \Gamma_{d\bar{d}} - \Gamma_0 [\frac{\bar{\alpha}}{\pi} \phi(t) + (\frac{\bar{\alpha}_s}{\pi})^2 I(t) + \\ &+ 3 \times 6(\bar{m}_b/m_Z)^2] \equiv \Gamma_{d\bar{d}} - \varepsilon \Gamma_0, \end{aligned} \quad (18)$$

where $\bar{m}_b \equiv m_b(m_Z)$. The first term originated from the vertex with a virtual top [21-23], the second from an imaginary part of the 3 loop insertion into the Z -boson propagator with a 2 gluon intermediate state [24-25] and the reason for the third is the nonzero b -quark mass. As it was demonstrated in [26] the running b -quark mass at $q^2 = m_Z^2$ enters when the gluon corrections are taken into account.

From the ratio Γ_b/Γ_h all nonspecific to b -quarks EWRC almost cancel out, as well as the universal $\bar{\alpha}_s$ corrections. As a result we obtain a tree level formula improved by the specific terms:

$$\begin{aligned} \frac{\Gamma_b}{\Gamma_h} &\approx \frac{1 + (1 - \frac{4}{3}s^2)^2}{5 + 2(1 - \frac{8}{3}s^2) + 3(1 - \frac{4}{3}s^2)^2} \times \\ &\times [1 - \frac{\varepsilon}{3} (\frac{1}{1 + (1 - \frac{4}{3}s^2)^2} - \\ &- \frac{1}{5 + 2(1 - \frac{8}{3}s^2)^2 + 3(1 - \frac{4}{3}s^2)^2})] = \\ &= 0.2197 \{ 1 - 0.176 [\frac{\bar{\alpha}}{\pi} \phi(t) + \\ &+ (\frac{\bar{\alpha}_s}{\pi})^2 I(t) + 0.019] \}, \end{aligned} \quad (19)$$

where we substitute $\bar{m}_b = 3.0$ GeV. Expanding ϕ and I around $m_t = 150$ GeV we get:

$$\frac{\bar{\alpha}}{\pi} \phi(t) = 0.052 [1 + 1.4 \frac{m_t - 150}{m_Z} + \dots] \quad (20)$$

$$(\frac{\bar{\alpha}_s}{\pi})^2 I(t) = 0.018 [1 + 0.3 \frac{m_t - 150}{m_Z} + \dots]$$

where we use $\bar{\alpha}_s = 0.12$. So in the expression for ε the first term dominates while the other two are almost equal. Substituting $m_t = 175$ GeV we obtain $(\Gamma_b/\Gamma_h) = 0.2154$ which is very close to the result which takes into account the neglected EWRC:

$$(\Gamma_b/\Gamma_h)_{theor} = 0.2161(4)_{+6 \leftarrow m_H=1000 GeV}^{-6 \leftarrow m_H=60 GeV}, \quad (21)$$

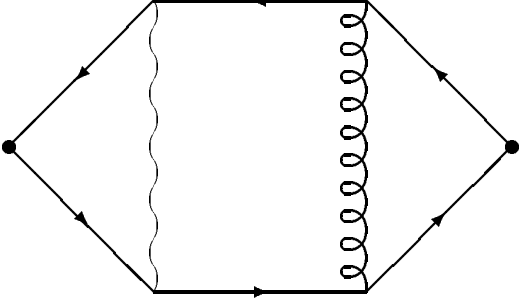


Figure 1. The contribution of these types of diagram to Γ_Z were calculated in [30]. Here a solid line is the quark propagator, a wavy line — the photon propagator, a curly line — the gluon propagator. The correction to Γ_Z is of order $\bar{\alpha}\bar{\alpha}_s$.

where the central value corresponds to $m_H = 300$ GeV, $m_t = 175$ GeV and the shift due to a ± 10 GeV m_t variation is indicated in brackets. Comparing with the experimental result [20]:

$$(\Gamma_b/\Gamma_h)_{exp} = 0.2202(20) \quad (22)$$

we see that LEP data show a 2σ deviation from the MSM result.

If $\Gamma_{b\bar{b}}$ really contradicts the MSM, what kind of new physics can describe this? New physics contributions to the vector boson polarization operators modify the functions V_i , which cancel out from the ratio Γ_b/Γ_h . But SUSY contributes not only through V_i modifications. Two new types of vertex diagrams with an intermediate top and stop appear: with (t, H^+) exchange and with (\tilde{t}, \tilde{W}^+) exchange. As it was noted in [27] the diagram with (\tilde{t}, \tilde{W}^+) exchange enlarge $\Gamma_{b\bar{b}}/\Gamma_h$, so SUSY may be a solution if the discrepancy with the MSM is confirmed. According to [28] in order for SUSY to resolve the discrepancy with experiment superpartners should be rather light: $m_{\tilde{t}}, m_{\tilde{W}^\pm} < 100$ GeV.

The LEP I Precision Calculations Working Group was organized in CERN with the following aims: to update the existing electroweak libraries; to check the reliability of independent calculations; and to estimate the uncertainties of theoretical predictions. There were three meetings of this group in 1994 and the results obtained are summarized in the contribution by G. Passarino [29]. The program LEPTOP, which was written by A.N. Rozanov and which was used by him to obtain the numerical results which I cite below, was updated in the framework of Precision Calculations Working Group.

A number of different higher-order corrections were calculated during the last two years. The imaginary parts of the diagrams shown in figures 1-4 contribute to the Z width. In the figure captions the calculated terms are designated.

For the difference of Z- and W-bosons polarization

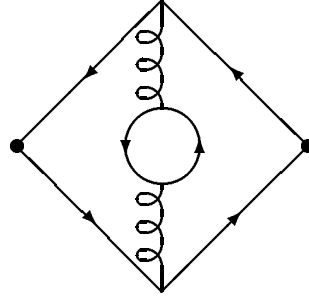


Figure 2. The correction to Γ_Z of order $\bar{\alpha}_s^2 \frac{m_Z^2}{m_t^2}$ originated from these types of diagrams where the top quark in the inner loop was calculated in [31].

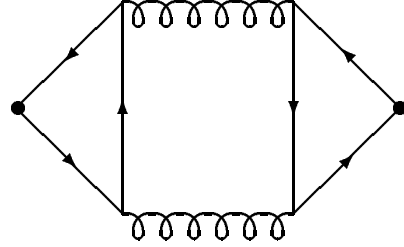


Figure 3. The correction to Γ_Z of order $\bar{\alpha}_s^2 \frac{m_h^2}{m_t^2} f(t)$ was calculated in [32].

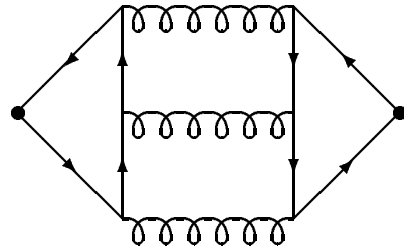


Figure 4. The $\bar{\alpha}_s^3 \chi(t)$ correction to Γ_Z was calculated in [33,34].

operators at zero momentum transfer the correction of order $\alpha_w \alpha_s^2 t$ was calculated recently [35]. The final result looks like:

$$\frac{\Pi_Z(0)}{m_Z^2} - \frac{\Pi_W(0)}{m_W^2} \sim \alpha_w t [1 - 0.9\alpha_s(m_t) - (2.2 - 0.2n_f)\alpha_s^2(m_t)], \quad (23)$$

where $n_f = 5$ is the number of quark flavors light in comparison with m_t .

The leading term in the intermediate vector boson polarization operators difference $\sim \alpha_w t$ was calculated long ago [36]. The strong interaction correction \sim

$\alpha_w \alpha_s(m_t)t$ was calculated in [37], where the answer for arbitrary m_t was also presented. The correction $\sim \alpha_w^2 t^2$ due to the diagrams with Higgs exchange was calculated in [38]. The correction $\sim \alpha_w \alpha_s^2(m_t^2)t$ due to the diagram shown in figure 3 was calculated in [39], the contribution of the same order of diagram with the insertions into a gluon propagator (the same topology as shown in figure 2) was estimated in [40] and the final answer (eq. 23) was derived in [35]. Taking all these results we obtain the following prediction for the W -boson mass:

$$m_W(MeV) = 79958(18) + \frac{\alpha_w}{445} - \frac{\alpha_w \alpha_s}{65} - \frac{\alpha_w^2}{18} - \frac{\alpha_w \alpha_s^2}{8} = 80312, \quad (24)$$

where we use $m_t = 175$ GeV, $m_H = 300$ GeV, $\bar{\alpha}_s = 0.125$. The error in tree level result is due to that in $\bar{\alpha}$. You see that a theoretical error in m_W due to still uncalculated terms should be very small.

4. Global Fit

The experimental data from LEP, hadron colliders and SLC which we use in the global fit are shown in table 2. From each of these data for fixed m_H and $\bar{\alpha}_s$ values a prediction for top quark mass can be obtained, see figure 5.

From the whole data set we get:

$$m_t = 176 \pm 9_{-21}^{+19+6} GeV \quad (25)$$

$$\bar{\alpha}_s = 0.125 \pm 0.005 \pm 0.002 \quad (26)$$

$$\chi^2/d.o.f. = 15/12,$$

where the central values correspond to $m_H = 300$ GeV, the first error is experimental, the second corresponds to $m_H = 1000$ GeV (+) and $m_H = 60$ GeV (-) and the third error in m_t is due to the $\bar{\alpha}$ uncertainty: (+) for $\bar{\alpha} = (128.75)^{-1}$ and (-) for $\bar{\alpha} = (128.99)^{-1}$.

The recently calculated correction of order $\bar{\alpha}_w \alpha_s^2$ to the vector boson polarization operators [35] shift the central value of m_t in the following way:

$$174.5 GeV \xrightarrow{\alpha_w \alpha_s^2} 176.0 GeV. \quad (27)$$

This 1.5 GeV shift demonstrates the present day theoretical accuracy in the m_t calculation from the precision data set. At this conference the CDF collaboration reported evidence for t -quark production at the Fermilab collider [41]. Their value for the top mass is:

$$m_t^{CDF} = 174 \pm 10_{-12}^{+13} GeV \quad (28)$$

Figure 6 shows the χ^2 levels for a (m_H, m_t) plane from the global fit for the fixed value $\bar{\alpha}_s = 0.125$. As is

evident from this plot while stringent bound on m_{top} emerge from the precise data, no conclusive evidence for an m_H upper bound beyond 1 TeV exists. So m_H now is bounded from below by the LEP direct search bound $m_H > 60$ GeV and from above by unitarity arguments: $m_H < 1$ TeV. Even if we take into account the CDF number (28) figure 6 does not change qualitatively and still no bound on m_H emerges (see figure 7). The reason for this misfortune, from the point of view of bounding the Higgs mass, is the coincidence of the m_t central value from the global fit (25) and the CDF value (28). However, if in the future we have some luck and the top appears to be light, than even the present day accuracy of precision data will be enough to bound m_{Higgs} . For example with $m_t = 145 \pm 5$ GeV from the hadron collider $m_H < 160$ GeV at 95% (see figure 8)[†].

5. Above the Z^\dagger

A next step in the investigation of electroweak theory will occur after LEP II starts to operate.

One of the main aims of LEP II is the measurement of the W -boson mass with an accuracy better than 50 MeV. The present day experimental number is:

$$m_W^{pp} = 80.230 \pm 0.180 GeV. \quad (29)$$

The theoretical prediction for $m_t = 175$ GeV, $m_H = 300$ GeV and $\bar{\alpha}_s = 0.125$ is:

$$m_W^{th} = 80.312 \pm 0.060_{-0.018}^{+0.0} GeV \quad (30)$$

where the first error corresponds to ± 10 GeV m_t variation, while the second corresponds to $m_H = 1000$ GeV (+) and $m_H = 60$ GeV (-). When shifting m_H we change m_t to its global fit value and this is the reason for small dependence of m_W^{th} on m_H . If we take $m_t = 175$ GeV, then $\Delta M_W = -100$ MeV for $m_H = 1000$ GeV and $\Delta M_W = +100$ MeV for $m_H = 60$ GeV. So a measurement of m_W with high accuracy will provide us with a new check of the minimal standard model, will improve the bound on m_t and will allow a possibility to bound m_H if m_t is measured with accuracy better than 10 GeV.

Feynman diagrams for pair of W -bosons production are shown on figure 9. To determine value of m_W one should reconstruct the kinematics of the event. For this purpose the initial energy should be known and the error in its determination will transfer into the error in m_W , $\Delta M_W \sim \Delta E_{initial} = E_0 - \langle E_\gamma \rangle$, where $\langle E_\gamma \rangle$ designates energy radiated from the initial state. The following estimate of the radiated energy takes place: $\langle E_\gamma \rangle = 1 \div 2$ GeV depending on the total

[†] This remark is due to L.B. Okun.

[‡] For more detailed discussion of material covered in this section see [42].

Γ_Z (GeV)	σ_h^0 (nb)	R_l	$A_{FB}^{0,l}$	A_τ
2.4974(38)	41.49(12)	20.795(40)	0.0170(16)	0.143(10)
A_l	R_b	R_c	$A_{FB}^{0,b}$	$A_{FB}^{0,c}$
0.135(11)	0.2202(20)	0.1583(98)	0.0967(38)	0.0760(91)
$\sin^2 \theta_{eff}^{lep}$ from $\langle Q_{FB} \rangle$	m_W	$1 - m_W^2/m_Z^2 (\nu N)$	$\sin^2 \theta_{eff}^{lep}$ from A_{LR}	
0.2320(16)	80.23(18)	0.2256(47)	0.2294(10)	

Table 2. Input data for global fit [3]. All numbers except the last three are from LEP.

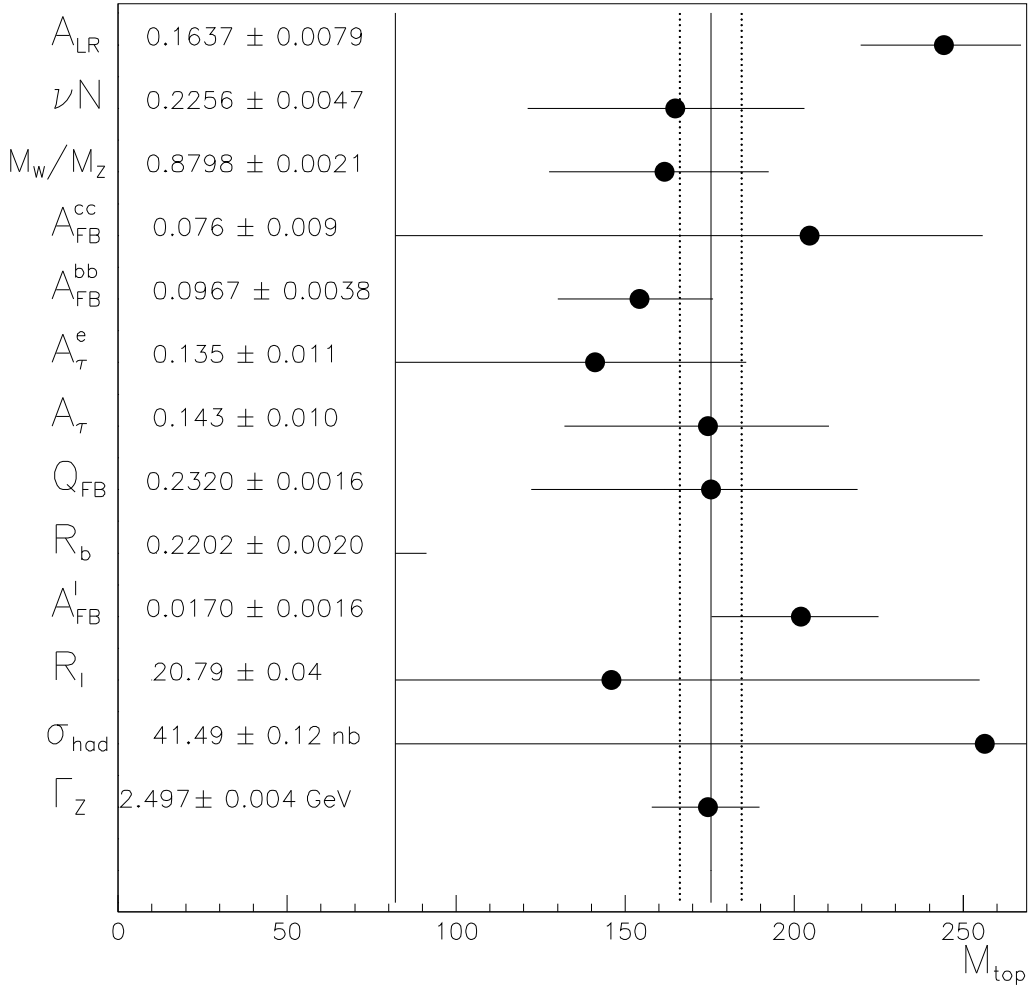


Figure 5. The values of m_{top} from different precision measurements for fixed $m_H = 300$ GeV and $\bar{\alpha}_s = 0.125$. Vertical solid line corresponds to average value $m_t = 176$ GeV, while dotted lines to ± 9 GeV experimental uncertainty.

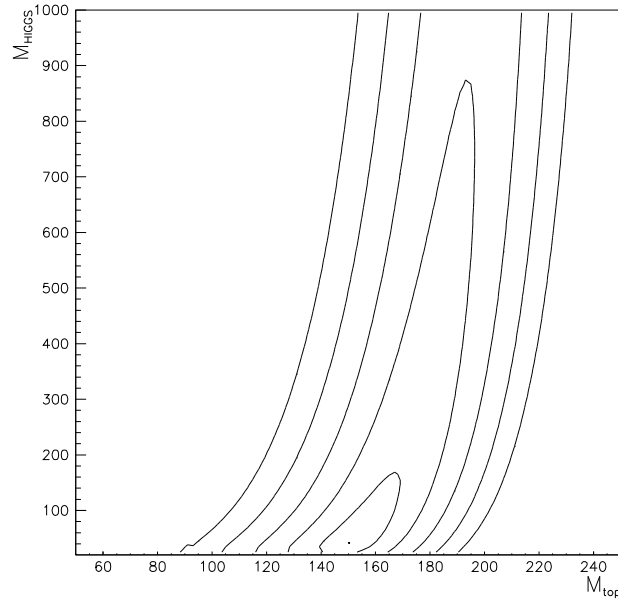


Figure 6. Levels of constant $\chi^2 = \chi_{min}^2 + n^2$, $n = 1, 2, 3, \dots$ from a global fit. The value of $\bar{\alpha}_s$ is fixed, $\bar{\alpha}_s = 0.125$.

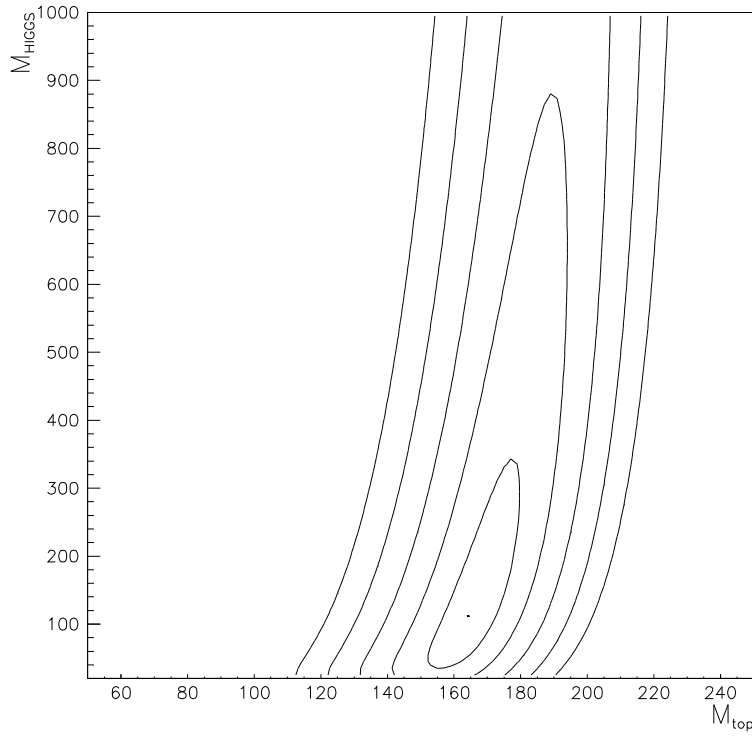


Figure 7. The same as figure 6 with the addition of the value of the top quark mass from the CDF “evidence”: $m_t^{CDF} = 174 \pm 16$ GeV.

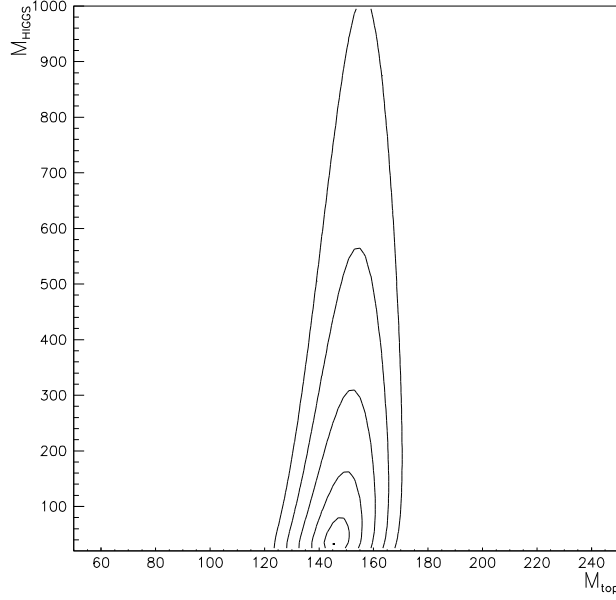


Figure 8. The same as figure 6 with the addition of an imaginary result for the value of the top quark mass from future measurements: “ $m_t = 145 \pm 5$ GeV”.

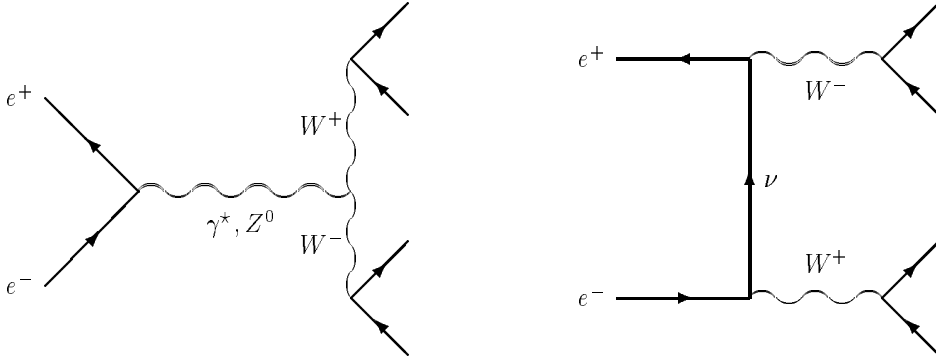


Figure 9. “Crayfish” and “Crab” diagrams responsible for W -boson pair production in e^+e^- -annihilation.

e^+e^- energy $\sqrt{s} = 176 \div 190$ GeV. So the accuracy of the $\langle E_\gamma \rangle$ calculation should be of the order of 1%. $\langle E_\gamma \rangle$ is determined by the following equation:

$$\langle E_\gamma \rangle = \frac{1}{\sigma_T} \int \omega \frac{d\sigma}{d\omega} d\omega, \quad (31)$$

where σ_T is the inclusive cross section for W^+W^- production, while $d\sigma/d\omega$ is the differential cross section for $W^+W^-\gamma$ production. That is why tree level formulas are not enough and radiative corrections (especially enhanced) should be accounted for. Let me remind you that in the case of resonant Z production in

e^+e^- annihilation the tree level cross section is strongly damped by a Sudakov dilogarithmic formfactor:

$$\sigma = \sigma_0 \exp \left\{ -\frac{\alpha}{\pi} \ln\left(\frac{m_Z^2}{m_e^2}\right) \ln\left(\frac{m_Z^2}{\Gamma_Z^2}\right) \right\}. \quad (32)$$

For W^+W^- production the second log is absent, however logarithmically enhanced terms $\sim [\alpha \ln(\frac{s}{m_e^2})]^n$ due to radiation of photons from the initial state (ISR) exist. The total cross section of ISR is not gauge invariant, since unlike the case of Z production the flow of charge in the initial state is not continuous because of the “crab” diagram. Nevertheless in paper [43]

using the so-called current splitting technique a gauge-invariant definition of ISR is given.

The present day situation with the calculation of W^+W^- production can be summarized in the following way: tree level cross sections as well as enhanced radiative corrections are calculated. Calculations of non-enhanced radiative corrections are in progress. For a comprehensive review see [44].

Another problem for LEP II is to study the triple vector boson vertices γW^+W^- and ZW^+W^- . In the Standard Model these vertices are determined by the non-abelian SU(2) coupling g . Present day Fermilab hadron collider bounds on them are of the order of unity [45]. According to [46] the accuracy in the measurement of the MSM couplings as well as bounding anomalous triple vector boson couplings at LEP II will be of the order of 0.1, while at the Next Linear e^+e^- Collider with c.m. energy 500 GeV it would be 0.01 and for a c.m. energy 1000 GeV an accuracy up to 0.001 can be reached. This will allow us to study the triple vertices at the level of MSM radiative corrections.

6. Conclusions

1. Accuracy in measurements of a number of electroweak observables now reaches $2 \cdot 10^{-3}$ which allows the data to start to be sensitive to electroweak radiative corrections.

2. The set of precision data produces in the framework of MSM a very stringent bound on m_{top} , for further progress in bounding m_{top} it is important to determine the value of $\bar{\alpha} \equiv \alpha(m_Z)$ with better accuracy.

3. t -quark discovery at the Tevatron (or an improved lower bound on its mass) together with future improvements in LEP I and SLC data on Z -boson parameters will allow us to bound the Higgs boson mass.

4. The most intriguing expectation from precision measurements is a deviation from the MSM predictions, which will signal the presence of physics beyond the standard model. May be we already see such a deviation in $\Gamma_{b\bar{b}}$.

I am grateful to my coauthors on papers [4-11] from which my understanding of the subject of EWRC emerge and especially to V.A. Novikov and L.B. Okun, to A.N. Rozanov who kindly did the computer calculations used by me, to I.G. Knowles for assisting with the figures, to D. Schaile for making the latest experimental data available, to Jose Valle for hospitality at the University of Valencia where this talk was prepared and to ISF grant MRW000 and Russian Foundation for Fundamental Research grant 93-02-14431 for partial financial support.

References

- [1] S.L. Glashow, Nucl. Phys. **22** (1961) 579; S. Weinberg, Phys. Rev. Lett. **19** (1967) 1264; A. Salam, Proc. 8th Nobel Symposium, Aspenagarden 1968, p.367; Ed. N. Svartholm (Almqvist and Wiksell 1968).
- [2] G. Altarelli, proceedings of the Int. Europhysics Conf. on High Energy Physics, Marseille 1993; Eds J. Corr and M. Perrotet (Edition Frontieres 1994).
- [3] D. Schaile, these proceedings.
- [4] V.A. Novikov, L.B. Okun and M.I. Vysotsky, Nucl. Phys. **B397** (1993) 35.
- [5] N.A. Nekrasov, V.A. Novikov, L.B. Okun and M.I. Vysotsky, Yad. Fiz. **57** (1994) 883.
- [6] V.A. Novikov, L.B. Okun, M.I. Vysotsky and V.P. Yurov. Phys. Lett. **B308** (1993) 123.
- [7] V.A. Novikov, L.B. Okun and M.I. Vysotsky, Phys. Lett. **B320** (1994) 388.
- [8] V.A. Novikov, L.B. Okun and M.I. Vysotsky, Mod. Phys. Lett. **A8** (1993) 2529.
- [9] V.A. Novikov, L.B. Okun and M.I. Vysotsky, Phys. Lett. **B324** (1994) 89.
- [10] V.A. Novikov, L.B. Okun, A.N. Rozanov, M.I. Vysotsky and V.P. Yurov, Phys. Lett. **B331** (1994) 433.
- [11] V.A. Novikov, L.B. Okun, A.N. Rozanov and M.I. Vysotsky, Mod. Phys. Lett. **A9** (1994) 2641.
- [12] M. Gruenewald, these proceedings.
- [13] F. Jegerlehner, preprint: PSI-PR-91-08 (1991).
- [14] R.B. Nevzorov, A.V. Novikov and M.I. Vysotsky, Pis'ma v ZhETF **60** (1994) 388.
- [15] B.V. Geshkenbein, V.L. Morgunov, preprint: ITEP 49-94 (1994).
- [16] B. Khazin, these proceedings.
- [17] M.E. Peskin, preprint: SLAC-PUB-5210 (1990); lectures presented at the 17-th SLAC Summer Institute, July 1989.
- [18] C.K. Jung, these proceedings.
- [19] K. Moenig, M. Fero, J.C. Brient, these proceedings.
- [20] R. Jones, these proceedings.
- [21] A.A. Akhundov, D.Yu. Bardin and T. Riemann, Nucl. Phys. **B276** (1986) 1.
- [22] J. Bernabéu, A. Pich and A. Santamaria, Phys. Lett. **B200** (1988) 569.
- [23] W. Beenakker and W. Hollik, Z. Phys. **C40** (1988) 141.
- [24] B.A. Kniehl and J.H. Kuhn, Phys. Lett. **B224** (1989) 229.
- [25] B.A. Kniehl and J.H. Kuhn, Nucl. Phys. **B329** (1990) 547.
- [26] K.G. Chetyrkin and J.H. Kuhn, Phys. Lett. **B248** (1990) 359.
- [27] M. Boulware, D. Finnell, Phys. Rev. **D44** (1991) 2054.
- [28] G.L. Kane, C. Kolda and J.D. Wells, preprint UM-TH-94-23 (1994).
- [29] G. Passarino, these proceedings.
- [30] A.L. Kataev, Phys. Lett. **B287** (1992) 209.
- [31] K.G. Chetyrkin, Phys. Lett. **B307** (1993) 169.
- [32] K.G. Chetyrkin and A. Kwiatkowski, Phys. Lett. **B 319** (1993) 307.
- [33] S.A. Larin, T. van Ritberger and J.A.M. Vermaseren, Phys. Lett. **B320** (1994) 159.
- [34] K.G. Chetyrkin and O.V. Tarasov, Phys. Lett. **B327** (1994) 114.
- [35] L. Avdeev, J. Fleisher, S. Mikhailov and O. Tarasov, Phys.Lett. **B336** (1994) 560.
- [36] M. Veltman, Nucl. Phys. **B123** (1977) 89.
- [37] A. Djouadi and C. Verzegnassi, Phys. Lett. **B195** (1987) 265.
- [38] R. Barbieri, M. Beccaria, P. Ciafaloni, G. Curci and A. Vicere, Phys. Lett. **B288** (1992) 95; Nucl. Phys. **B409** (1993) 105.
- [39] A. Anselm, N. Dombey and E. Leader, Phys. Lett. **B312** (1993) 232.
- [40] B. Smith and M. Voloshin, preprint: UMN-TH-1241/94, TPI-MINN-94/5-T.
- [41] F. Bedeschi, H.H. Williams, H. Jensen and P. Grannis, these

proceedings.

- [42] F. Berends, these proceedings.
- [43] D.Yu. Bardin, M.S. Bilenky, A. Olchevsky and T. Riemann, Phys. Lett. **B308** (1993) 403.
- [44] A. Denner and W. Beenakker, preprint: DESY 94-051 (1994).
- [45] S. Errede, these proceedings.
- [46] M. Bilenky, J.L. Kneur, F.M. Renard, D. Schildknecht, Nucl. Phys. **B419** (1994) 240.

Questions

H.E. Haber, UCSC:

Concerning the global LEP fit and including the CDF “measurement” of m_t , the value of m_H with minimum χ^2 that you obtain seems somewhat higher than the result shown earlier by Schaile (these proceedings). Can you explain the discrepancy, or is the difference within the uncertainties of the two analyses?

M. Vysotsky:

I think that the difference is within the uncertainties of the analyses.

A.L. Kataev, INR–Moscow:

What is the main source of theoretical uncertainties in the value of $\alpha_s(M_Z)$ extracted from fits of the LEP data? Is it sensitive to the value of the top quark mass? What will happen with the value and uncertainties of $\alpha_s(m_Z)$ if in fits the top quark mass is fixed?

M. Vysotsky:

Theoretical uncertainties in $\alpha_s(m_Z)$ come from higher order terms which have not been calculated yet. The sensitivity of $\alpha_s(m_Z)$ to the value of m_{top} is very small.

M.A. Shifman, Minnesota:

If you compare the value of $\alpha_s(m_Z)$ as measured at LEP to that from low energy data (DIS, jets, *etc.*) it comes out to be three standard deviations higher. If for some unknown reason this LEP measurement is wrong how would it influence your discussion of $\Gamma(b\bar{b})$?

M. Vysotsky:

The LEP determination of the $\alpha_s(M_Z)$ value comes mainly from the ratio $R_l = \Gamma_{hadron}/\Gamma_{lepton}$. I discussed discrepancies in $R_b = \Gamma_{b\bar{b}}/\Gamma_{hadron}$; the experimental determination of R_b does not depend on that of R_l . The theoretical expression for R_b has a very small dependence on $\bar{\alpha}_s$ and its numerical value practically does not change even if you shift α_s by 3σ .

G. Mitselmakher, Fermilab:

How is the Born approximation analysis dependent on the choice of $\sin\theta$ definition? Also what is the physical

reason behind the choice you use?

M. Vysotsky:

The proper choice of $\sin\theta$ is very important in the definition of the Born approximation. In our choice we take into account the electromagnetic coupling running from the fine structure value $\alpha^{-1} \approx 137$ to its value at the scale of the weak interactions.

D. Schildknecht, Bielefeld:

You correctly pointed out that the data require radiative corrections beyond the $\alpha(m_Z^2)$ Born approximation. You did not comment, however, on the nature of these corrections. The additional bosonic corrections have indeed been clearly identified as essentially vertex corrections which are independent of the mass of the Higgs within the standard model but are dependent on the empirically unknown trilinear boson vertex. These corrections are required beyond the full fermion loops, which contribute not only to the running of α but also to the W^\pm and Z^0 propagators, including light fermions and the top quark.

I think these beautiful results may be of interest both for theorists and experimentalists.