

Model Independent Features of the Two-Particle Correlation Function

Scott Chapman, Pierre Scotto and Ulrich Heinz

*Institut für Theoretische Physik, Universität Regensburg,
D-93040 Regensburg, Germany*

Abstract: The Hanbury-Brown Twiss correlation function for two identical particles is studied for systems with cylindrical symmetry. Its shape for small values of the relative momentum is derived in a model independent way. In addition to the usual quadratic “side”, “out” and “longitudinal” terms in the exponent of the correlator, a previously neglected “out-longitudinal” cross term is found and discussed. The model-independent expressions for the size parameters of the HBT correlation function are interpreted as lengths of homogeneity of the source, in distinction to its purely geometrical size. They are evaluated analytically and numerically for two specific thermal models featuring collective transverse and longitudinal flow. The analytic expressions derived allow one to establish qualitatively important connections between the space-time features of the source and the shape of the correlation function. New ways of parametrizing the correlation function and a new approach to the measurement of the duration of the emission process are suggested.

1 Introduction

It is widely accepted that if the nuclear matter created in ultra-relativistic heavy-ion collisions attains a high enough energy density, it will undergo a phase transition into a quark-gluon plasma. For this reason, it is of great interest to determine the energy densities actually attained in these collisions. The total interaction energy of a given reaction can be directly measured by particle calorimeters and spectrometers. Although there is no analogous direct measurement for the size of the reaction region, Hanbury-Brown Twiss (HBT) interferometry [1] provides an indirect measurement for both the spatial and temporal extent of the reaction region in terms of the correlations between produced particles.

Consequently, the greatest challenge for theorists studying HBT interferometry today is to determine exactly what information the reported experimental correlation radii are telling us about the source. Obviously, the most powerful statements to this effect are those which can be made in a model-independent fashion. Although the individual reactions measured experimentally may not be completely cylindrically symmetric, it is safe to assume that a large ensemble of similar reactions will produce cylindrically symmetric data. For this reason, we have generalized the work of [2] by using the covariant Wigner function formulation [2-6] of HBT interferometry to derive cylindrically symmetric, but otherwise model independent expressions for the correlation radii, both using standard cartesian momentum differences and boost-invariant rapidity differences. Two important model-independent statements can then be made. First, cylindrical symmetry in no way precludes the existence of an “out-longitudinal” cross term in the correlation function [7], and in fact in general such a term would be expected to appear. Second, the correlation radii do not necessarily measure the geometrical size of the reaction region, but rather the lengths of homogeneity of the source as seen by a particle emitted with the average momentum of the studied pair [8].

To see how these effects manifest themselves in a concrete (though still qualitative) way, we apply our model-independent formalism to two specific thermal models, both

of which feature a constant freezeout temperature. The first model is a generalization of [9], featuring nonrelativistic hydrodynamic flow which, however, can be different in the longitudinal and the transversal directions. Since this model is completely gaussian, it is easy to verify explicitly that the spatial lengths of homogeneity depend not only on the geometrical size of the reaction region, but also on the spatial gradients of the hydrodynamic flow. Similarly, the cross term just measures the temporal length of homogeneity, which in this nonrelativistic case is simply the duration of particle emission.

The second model that we consider is a variation of [10], featuring a Bjorken scaling longitudinal flow and a nonrelativistic transverse flow. Although this model is not completely gaussian, analytic results derived from a modified saddle point approximation are able to reproduce numerically generated results to within 20-30% for pions and much better for kaons. The analytic results provide valuable qualitative insights into the generic influence of various physically relevant parameters of the source distribution on the shape of the correlation function. We show that this model features a large cross term whose effects can clearly be seen in a two-dimensional plot of the “out-longitudinal” correlation function. In addition, we show that the theoretical interpretation of the correlation radii simplifies immensely when rapidity differences rather than longitudinal momentum differences are used to parametrize the correlation functions. In light of these results, we make explicit suggestions of useful new ways in which experimentalists can organize their measured correlation data.

2 Model Independent Correlation Radii

The HBT correlation function for two identical on-shell particles is given by [1, 11]

$$C(\vec{p}_1, \vec{p}_2) = \frac{\overline{N}^2}{\overline{N}^2 - \overline{N}} \frac{P_2(\vec{p}_1, \vec{p}_2)}{P_1(\vec{p}_1)P_1(\vec{p}_2)}, \quad (1)$$

where $P_1(\vec{p}) = E_p(dN/d^3p)$ is the invariant 1-particle distribution for a particle with mass m and 3-momentum \vec{p} , P_2 is the corresponding invariant 2-particle distribu-

tion function, and \overline{N} ($\overline{N^2}$) is the average number of particles (squared) produced in a reaction. By quite general arguments it can be shown that in the plane wave approximation for chaotic sources [2-6]

$$C(\vec{p}_1, \vec{p}_2) = 1 \pm \frac{\left| \int d^4x S[x, \frac{1}{2}(p_1 + p_2)] e^{iq \cdot x} \right|^2}{P_1(\vec{p}_1) P_1(\vec{p}_2)} , \quad (2)$$

where the $+$ ($-$) sign is for bosons (fermions), $q = p_1 - p_2$ is the 4-momentum difference of the two particles, and $p_i^0 = E_i$ are the on-shell energies. Furthermore, the emission function $S(x, p)$ is a scalar function of the 4-vectors x and p which obeys

$$\int d^4x S(x, p_i) = P_1(\vec{p}_i) . \quad (3)$$

As an example, in the local hydrodynamic formulation involving a sharp 3-dimensional freeze-out hypersurface one has [12]

$$S(x, p) = \frac{1}{(2\pi)^3} \frac{p \cdot n(x)}{\exp[\beta(x)(p \cdot u(x) - \mu(x))] \mp 1} , \quad (4)$$

where $u_\mu(x)$, $\beta(x)$, $\mu(x)$ and

$$n_\mu(x) = \int_\Sigma d^3\sigma_\mu(x') \delta^{(4)}(x - x') \quad (5)$$

denote the local hydrodynamic flow velocity, inverse temperature, chemical potential, and normal-pointing freeze-out hypersurface element, respectively.

2.1 Cartesian Momentum Coordinates

In order to simplify computation, the correlation function is often approximated by using on-shell momenta in the emission function [2, 4, 12, 13]. For example, one can define [4]

$$C(\vec{p}_1, \vec{p}_2) \simeq \tilde{C}(\vec{q}, \vec{K}) = 1 \pm \frac{\left| \int d^4x S(x, K) e^{iq \cdot x} \right|^2}{\left| \int d^4x S(x, K) \right|^2} \quad (6)$$

where $\vec{K} = \frac{1}{2}(\vec{p}_1 + \vec{p}_2)$ and $K_0 = E_K = \sqrt{m^2 + |\vec{K}|^2}$. Neither the present definition of K nor the different definition we will use in the next subsection should be confused with the usual off-shell definition of $K_0 = \frac{1}{2}(E_1 + E_2)$ which is suggested by eq. (2).

We begin by using the conventional HBT cartesian coordinate system which is defined as follows: The “longitudinal” or \hat{z} (subscript L) direction is defined to be parallel to the beam; the “out” or \hat{x} (subscript \perp) direction is parallel to the component of \vec{K} which is perpendicular to the beam; and the “side” or \hat{y} (subscript s) direction is the remaining transverse direction. For $|\vec{q}|/E_K \ll 1$, we then have

$$q \cdot x \simeq \vec{\beta} \cdot \vec{q} t - q_{\perp} \rho \cos \phi - q_s \rho \sin \phi - q_L z, \quad (7)$$

where $\rho = \sqrt{x^2 + y^2}$, $\phi = \tan^{-1}(y/x)$ and $\vec{\beta} = \vec{K}/E_K$ is the velocity of a particle with momentum \vec{K} .

To present their data, experimentalists use these coordinates in one of two different reference frames, both of which can be obtained by a longitudinal boost from the lab frame: The fixed observer frame is usually taken as the rest frame of the participant center of mass and is the same for all particle pairs [14, 15, 16]. The “LCMS” (longitudinally co-moving system) frame, on the other hand, is defined as the frame in which $K_L = 0$ and thus varies for pairs with different longitudinal momentum in the fixed observer frame [18, 16, 17]. Consequently, as pointed out in [18, 9, 10], a q_L -correlation function should then only be measured at a given value of K_L , and an averaging over K_L should be avoided. However, since different values of the longitudinal component of the mean momentum lead to different reference frames, the interpretation of a possible K_L -dependence of the correlation radii turns out to be conceptually nontrivial in the LCMS. Later, however, we will show that for the special case of a system which is undergoing Bjorken longitudinal expansion, the LCMS radii are nothing more than approximations of fixed frame radii which are evaluated in rapidity coordinates (see next subsection). To avoid the complication of shifting reference frames, we perform all of our calculations in a fixed frame, though we do point out how to find the LCMS results.

Due to the symmetry $C(\vec{p}_1, \vec{p}_2) = C(\vec{p}_2, \vec{p}_1)$ and the fact that when $q \rightarrow 0$ the correlation function $C(\vec{p}_1, \vec{p}_2) \rightarrow 1 \pm 1$ (as can be seen from eq. (2)), it is reasonable

to assume that for sufficiently small momentum differences \vec{q} , C takes the form

$$C(\vec{p}_1, \vec{p}_2) = 1 \pm \exp \left[- \sum_i q_i^2 R_i^2 - 2 \sum_{i \neq j} q_i q_j R_{ij}^2 \right] , \quad (8)$$

where the coefficients R_i^2 and R_{ij}^2 depend on the average pair momentum $\vec{K} = \frac{1}{2}(\vec{p}_1 + \vec{p}_2)$. Note that the R_i^2 are always positive, but the R_{ij}^2 can be either positive or negative; we simply use the R_{ij}^2 notation to denote the fact that they are coefficients of terms which are quadratic in q_i . Furthermore, in order for the peak of the correlation function to be located at $\vec{q} = 0$, it must be true that for all i and j

$$2|R_{ij}|^2 < R_i^2 + R_j^2 . \quad (9)$$

Below we obtain model independent expressions for the “radii” R_i^2 and R_{ij}^2 by effectively taking second derivatives of the correlation function with respect to q_i and q_j around $\vec{q} = 0$.

Before proceeding, we would like to point out that one must take care when comparing the above radii to experimentally measured correlation radii since the former measure second derivatives of the correlation function around $\vec{q} = 0$, while the latter are parameters of a gaussian fit to the whole correlation function [14-17] and are essentially determined by its width. Nevertheless, there are many interesting “gaussian” models for which the two different ways of defining the radii give roughly the same results. To the extent that the part of the correlation function measured by experimentalists is roughly gaussian, certain of these “gaussian” models should be able to provide good descriptions of the data. In this work we are therefore restricting the application of our model independent results to “gaussian” models for which the simple expressions that we generate below provide valuable insights as to how various parameters of a given source distribution will qualitatively affect measurable features of the correlation function.

Since $S(x, p)$ transforms as a scalar under Lorentz transformations, it can be taken

to have the following functional form

$$S(x, p) = \bar{S}(x, p \cdot p, p \cdot u(x), p \cdot v(x), p \cdot w(x), \dots) , \quad (10)$$

where u, v, w , etc. are space-time dependent local 4-vectors. Cylindrical symmetry can be enforced by demanding that \bar{S} has no explicit ϕ dependence and that all of the relevant local 4-vectors be cylindrically symmetric. For example,

$$u(x) = (u_0, u_\rho \cos \phi, u_\rho \sin \phi, u_z) \quad (11)$$

where u_0, u_ρ and u_z are all independent of ϕ . Given these definitions,

$$K \cdot u = E_K u_0 - K_\perp u_\rho \cos \phi - K_L u_z , \quad (12)$$

so for cylindrically symmetric systems $S(x, K)$ is even in ϕ .

Using (7), we can now expand the factor $\exp(iq \cdot x)$ in eqn. (6) for small \vec{q} , keeping only the terms even in ϕ , because the odd terms vanish upon ϕ integration. We find

$$\begin{aligned} \tilde{C}(\vec{q}, \vec{K}) = 1 \pm \Big\{ & 1 - q_s^2 \langle y^2 \rangle - \langle [q_\perp (x - \beta_\perp t) + q_L (z - \beta_L t)]^2 \rangle \\ & + \langle q_\perp (x - \beta_\perp t) + q_L (z - \beta_L t) \rangle^2 + \mathcal{O} \left[\langle (q \cdot x)^4 \rangle \right] \Big\} , \end{aligned} \quad (13)$$

where $x = \rho \cos \phi$, $y = \rho \sin \phi$, and we have introduced the notation

$$\langle \xi \rangle = \frac{1}{P_1(\vec{K})} \int d^4 x \xi S(x, K) . \quad (14)$$

Eq. (13) generalizes similar results obtained in [2] for a 1-dimensional situation. Exponentiating (13), we can see that for any cylindrically symmetric system the correlation function for small momentum differences will take the form

$$\tilde{C}(\vec{q}, \vec{K}) \simeq 1 \pm \exp \left[-q_s^2 R_s^2 - q_\perp^2 R_\perp^2 - q_L^2 R_L^2 - 2q_\perp q_L R_{\perp L}^2 \right] . \quad (15)$$

The R_i^2 which correspond to the approximation (6) can simply be read off as the coefficients of the corresponding $q_i q_j$ terms in eqn. (13):

$$\begin{aligned} R_s^2 &= \langle y^2 \rangle \\ R_\perp^2 &= \langle (x - \beta_\perp t)^2 \rangle - \langle x - \beta_\perp t \rangle^2 \\ R_L^2 &= \langle (z - \beta_L t)^2 \rangle - \langle z - \beta_L t \rangle^2 \\ R_{\perp L}^2 &= \langle (x - \beta_\perp t)(z - \beta_L t) \rangle - \langle x - \beta_\perp t \rangle \langle z - \beta_L t \rangle . \end{aligned} \quad (16)$$

They are functions of \vec{K} due to the K -dependence of $S(x, K)$ in definition (14) of the expectation value $\langle \dots \rangle$. One of the most interesting features of (15) is, as pointed out in [7], the occurrence of a $q_\perp q_L$ cross term which has never before been discussed in the literature.

Before exploring the implications of this term, we would like to give an intuitive interpretation of the model-independent expressions (16). To this end we follow the work of [8] and introduce the concept of a length of homogeneity. We begin by defining the spacetime saddle point \bar{x} of the emission function $S(x, K)$ through the four equations

$$\frac{d}{dx_\mu} \ln S(x, K) \Big|_{\bar{x}} = 0 \quad (17)$$

where $\mu = \{0, 1, 2, 3\}$. Essentially the saddle point is that point in space-time which has the maximum probability of emitting a particle with momentum \vec{K} . A saddle point approximation for $S(x, K)$ can then be made in the following way

$$S(x, K) \simeq S(\bar{x}, K) \exp \left[- \sum_{\mu} \frac{(x_\mu - \bar{x}_\mu)^2}{2\lambda_\mu^2} - \sum_{\mu > \nu} B_{\mu\nu} (x_\mu - \bar{x}_\mu)(x_\nu - \bar{x}_\nu) \right], \quad (18)$$

where we define the length of homogeneity of the source in the μ th direction by

$$\lambda_\mu(\vec{K}) = \left[- \frac{d^2}{dx_\mu^2} \ln S(x, K) \Big|_{\bar{x}} \right]^{-1/2} \quad (19)$$

and

$$B_{\mu\nu}(\vec{K}) = - \frac{d}{dx_\mu} \frac{d}{dx_\nu} \ln S(x, K) \Big|_{\bar{x}}. \quad (20)$$

From (19), it can be seen that the length of homogeneity provides a measure of the region over which the source is relatively constant as seen by a particle with momentum \vec{K} . Obviously, if a source has large temperature or flow gradients, the length of homogeneity may be determined by these more than by geometrical density gradients.

Notice that if $B_{\mu\nu} \ll 1/\lambda_\mu^2$ (which can always be arranged by making the right choice of variables), then

$$\langle x_\mu^2 \rangle - \langle x_\mu \rangle^2 \simeq \lambda_\mu^2 \quad (21)$$

where we do not use the summation convention. Since all of the radii of eq. (16) contain terms of the above form, *these radii are evidently measuring lengths of homogeneity rather than strictly geometrical sizes*. For example, the “side” radius measures λ_2 (in the \hat{y} direction), which by cylindrical symmetry must be equal to the length of homogeneity in the transverse or radial direction. Later, we will see how these lengths manifest themselves in definite models.

Corrections to the radii of (16) can be calculated by considering the exact correlation function (2) rather than the approximation (6). (Within their one-dimensional model these corrections were also found in [2].) The corrections to the denominator can be found by noticing that due to cylindrical symmetry, $P_1(\vec{p})$ is really only a function of the longitudinal and radial components of \vec{p} . Hence,

$$\begin{aligned} P_1(\vec{p}_1) &= \bar{P}_1\left(p_{1L}, \sqrt{\vec{p}_1 \cdot \vec{p}_1 - p_{1L}^2}\right) \\ &= \bar{P}_1\left(K_L + \tfrac{1}{2}q_L, K_\perp + \tfrac{1}{2}q_\perp + \frac{q_s^2}{8K_\perp} + \mathcal{O}(|\vec{q}|^3/E_K^2)\right). \end{aligned} \quad (22)$$

Keeping only up to quadratic corrections in q ,

$$P_1(\vec{p}_1) \simeq \left[1 + \frac{1}{2} \left(q_\perp + \frac{q_s^2}{4K_\perp}\right) \frac{d}{dK_\perp} + \frac{q_L}{2} \frac{d}{dK_L} + \frac{1}{2} \left(\frac{q_\perp}{2} \frac{d}{dK_\perp} + \frac{q_L}{2} \frac{d}{dK_L}\right)^2\right] P_1(\vec{K}). \quad (23)$$

$P_1(\vec{p}_2)$ can be found simply by letting $\vec{q} \rightarrow -\vec{q}$ in the above expression. Combining these, re-exponentiating, and again keeping only terms up to second order in q_i , we get

$$P_1(\vec{p}_1) P_1(\vec{p}_2) \simeq [P_1(\vec{K})]^2 \exp \left[-q_s^2 \delta R_s^2 - q_\perp^2 \delta R_\perp^2 - q_L^2 \delta R_L^2 - 2q_\perp q_L \delta R_{\perp L}^2 \right], \quad (24)$$

where

$$\begin{aligned}
\delta R_s^2 &= -\frac{1}{4K_\perp} \frac{d}{dK_\perp} \ln P_1(\vec{K}) \Big|_{K_L}; \\
\delta R_\perp^2 &= -\frac{1}{4} \frac{d^2}{dK_\perp^2} \ln P_1(\vec{K}) \Big|_{K_L}; \\
\delta R_L^2 &= -\frac{1}{4} \frac{d^2}{dK_L^2} \ln P_1(\vec{K}) \Big|_{K_\perp}; \\
\delta R_{\perp L}^2 &= -\frac{1}{4} \frac{d}{dK_L} \left\{ \frac{d}{dK_\perp} \ln P_1(\vec{K}) \Big|_{K_L} \right\} \Big|_{K_\perp}.
\end{aligned} \tag{25}$$

Notice that all of these corrections are direct experimental observables. For example, δR_\perp^2 is the curvature of a plot of $\ln P_1(\vec{p})$ as a function of p_\perp for fixed p_L .

Finally, we turn to the corrections induced by using the correct off-shell energy $\frac{1}{2}(p_1^0 + p_2^0)$ in the emission function of eqn. (2) rather than the approximate on-shell value E_K of eqn. (6). Again making a Taylor expansion for $|\vec{q}| \ll E_K$,

$$\begin{aligned}
\frac{1}{2}(p_1^0 + p_2^0) &\simeq E_K \left[1 + \frac{1}{8E_K^2} (|\vec{q}|^2 - (\vec{\beta} \cdot \vec{q})^2) \right] \\
&\simeq \sqrt{m^2 + |\vec{K}|^2 + \frac{1}{4} (|\vec{q}|^2 - (\vec{\beta} \cdot \vec{q})^2)},
\end{aligned} \tag{26}$$

we can see that

$$\left[\frac{1}{2}(p_1 + p_2) \right]^2 \simeq \left[m^2 + \frac{1}{4} (|\vec{q}|^2 - (\vec{\beta} \cdot \vec{q})^2) \right]. \tag{27}$$

Therefore, we can expand around the on-shell momentum K in the following way:

$$S\left(x, \frac{1}{2}(p_1 + p_2)\right) \simeq \left\{ 1 + \frac{1}{4} (|\vec{q}|^2 - (\vec{\beta} \cdot \vec{q})^2) \frac{d}{dm^2} \right\} S(x, K). \tag{28}$$

To quadratic order in \vec{q} , then

$$\begin{aligned}
&\int d^4x S\left(x, \frac{1}{2}(p_1 + p_2)\right) e^{iq \cdot x} \simeq \\
&\exp \left[\frac{1}{4} (|\vec{q}|^2 - (\vec{\beta} \cdot \vec{q})^2) \frac{d}{dm^2} \ln P_1(\vec{K}) \right] \int d^4x S(x, K) e^{iq \cdot x}.
\end{aligned} \tag{29}$$

Putting everything together, we find the following corrected model-independent expressions for the correlation radii of eqn. (15):

$$\begin{aligned}
R_s^2 &\simeq \langle y^2 \rangle + \left(\frac{1}{4K_\perp} \frac{d}{dK_\perp} - \frac{1}{2} \frac{d}{dm^2} \right) \ln P_1(\vec{K}); \\
R_\perp^2 &\simeq \langle (x - \beta_\perp t)^2 \rangle - \langle x - \beta_\perp t \rangle^2 \\
&\quad + \left(\frac{1}{4} \frac{d^2}{dK_\perp^2} - \frac{1}{2} (1 - \beta_\perp^2) \frac{d}{dm^2} \right) \ln P_1(\vec{K}); \\
R_L^2 &\simeq \langle (z - \beta_L t)^2 \rangle - \langle z - \beta_L t \rangle^2 \\
&\quad + \left(\frac{1}{4} \frac{d^2}{dK_L^2} - \frac{1}{2} (1 - \beta_L^2) \frac{d}{dm^2} \right) \ln P_1(\vec{K}); \\
R_{\perp L}^2 &\simeq \langle (x - \beta_\perp t)(z - \beta_L t) \rangle - \langle x - \beta_\perp t \rangle \langle z - \beta_L t \rangle \\
&\quad + \left(\frac{1}{4} \frac{d^2}{dK_\perp dK_L} + \frac{1}{2} \beta_\perp \beta_L \frac{d}{dm^2} \right) \ln P_1(\vec{K}). \tag{30}
\end{aligned}$$

Note that LCMS radii can be found from the above expressions simply by setting $\beta_L = 0$.

The first thing to observe about the above radii is that cylindrical symmetry alone does not cause $R_{\perp L}^2$ to vanish, so a $q_\perp q_L$ cross term (as in (15)) should be included in any experimental fit to the data. However, it is interesting to note that for the case $K_\perp = 0$ ($\beta_\perp = 0$), $S(x, K)$ is independent of ϕ , so $R_{\perp L}^2$ does vanish (see appendix). Furthermore for this case $R_s^2 = R_\perp^2$ as it must, since if $K_\perp = 0$ it is impossible to define a difference between the “out” and “side” directions. This means that the $q_\perp q_L$ cross term (as well as the difference between R_\perp^2 and R_s^2) will be most noticeable for pairs with large K_\perp . We would also like to point out that the cross term vanishes for spherically symmetric systems if one redefines the \hat{z} direction in the direction of \vec{K} [9], since in this case $K_\perp = 0$ by definition. For any collision experiment, however, it is best not to make this redefinition, since only cylindrical symmetry about the beam can be assumed. It should also be noted that if future heavy ion experiments are able to generate HBT correlation functions from a single event, then cross terms involving $q_s q_\perp$ and $q_s q_L$ should be included in any fits as tests of the cylindrical symmetry of

the individual reaction under consideration.

Before going on, we would like to say a few words about the validity of the approximation of eqn. (6) and the size of the correction terms. Since the δR_i^2 of (25) can be measured from single particle distributions, a model-independent experimental estimate can be made as to the accuracy of the approximation of (6) by comparing those correction terms with the HBT radii found by fitting correlation data with gaussians as in (15). If the former are much smaller than the latter, then (6) should be a good approximation. For example, the slopes and curvatures seen in heavy ion collision data generate δR_i^2 which typically have scales on the order of

$$|\delta R_i^2| \lesssim \frac{1}{4(150\text{MeV})^2} , \quad (31)$$

whereas R_s^2 , R_\perp^2 and R_L^2 typically have scales on the order of $R_i^2 \sim 1/(75\text{MeV})^2$ [14] so the approximations to these radii from eq. (6) should be good to within roughly 5%. As we will see later, however, the corrections could become important when determining the magnitude (and sign) of the cross term or the difference between R_\perp^2 and R_s^2 for systems with very short emission times.

2.2 Boost Invariant Coordinates

Now we would like to rederive the results of the preceding section using rapidities rather than longitudinal momenta, since the former boost invariant variables are usually more appropriate for relativistic collision experiments. Returning to eqn. (6), let us make an alternative on-shell definition of the 4-vector K :

$$K = (m_t \text{ch} Y, \vec{K}_t, m_t \text{sh} Y) \quad (32)$$

where $\vec{K}_t = \frac{1}{2}(\vec{p}_{1t} + \vec{p}_{2t})$, $m_t^2 = m^2 + |\vec{K}_t|^2$, $Y = \frac{1}{2}(y_1 + y_2)$, and $y_i = \frac{1}{2} \ln[(E_i + p_{iL})/(E_i - p_{iL})]$. Note that we use the subscript t throughout to denote transverse 2-vectors as well as m_t and other general transverse quantities; this should not be confused with the subscript \perp which we use only to denote the “out” direction.

Just as in the last subsection, we can expand the factor $\exp(iq \cdot x)$ in eqn. (6) for

small momentum (and rapidity) differences. This time we find:

$$\begin{aligned} \tilde{C}(y, q_s, q_\perp, Y, K_\perp) &\simeq 1 \pm \left\{ 1 - q_s^2 \langle y^2 \rangle \right. \\ &- \left\langle \left[q_\perp \left(x - \frac{K_\perp}{m_t} \tau \text{ch}(\eta - Y) \right) + y m_t \tau \text{sh}(\eta - Y) \right]^2 \right\rangle \\ &+ \left. \left\langle q_\perp \left(x - \frac{K_\perp}{m_t} \tau \text{ch}(\eta - Y) \right) + y m_t \tau \text{sh}(\eta - Y) \right\rangle^2 \right\}, \end{aligned} \quad (33)$$

where $y = y_1 - y_2$, $\tau = \sqrt{t^2 - z^2}$ is longitudinal proper time, and $\eta = \frac{1}{2} \ln[(t+z)/(t-z)]$ is the space-time rapidity. (The reader should take care not to confuse the rapidity difference y with the cartesian coordinate y .) This time after exponentiating, we get a correlation function of the form:

$$\tilde{C}(y, q_s, q_\perp, Y, K_\perp) \simeq 1 \pm \exp \left[-q_s^2 R_s^2 - q_\perp^2 R_\perp^2 - y^2 \alpha^2 - 2q_\perp y R_{\perp y} \right], \quad (34)$$

where again for the approximation of eqn. (6) the correlation “radii” can be read off as the coefficients of the appropriate terms in eqn. (34):

$$\begin{aligned} R_s^2 &= \langle y^2 \rangle \\ R_\perp^2 &= \langle [x - (K_\perp/m_t) \tau \text{ch}(\eta - Y)]^2 \rangle \\ &- \langle x - (K_\perp/m_t) \tau \text{ch}(\eta - Y) \rangle^2 \\ \alpha^2 &= \langle [m_t \tau \text{sh}(\eta - Y)]^2 \rangle - \langle m_t \tau \text{sh}(\eta - Y) \rangle^2 \\ R_{\perp y} &= \langle [m_t x - K_\perp \tau \text{ch}(\eta - Y)] \tau \text{sh}(\eta - Y) \rangle \\ &- \langle m_t x - K_\perp \tau \text{ch}(\eta - Y) \rangle \langle \tau \text{sh}(\eta - Y) \rangle. \end{aligned} \quad (35)$$

Similarly to eqn. (24), quadratic corrections which arise from expanding the denominator of (2) for small q can be found to give

$$\frac{P_1(\vec{p}_1) P_1(\vec{p}_2)}{|\int d^4x S(x, K)|^2} \simeq \exp \left(-q_s^2 \delta R_s^2 - q_\perp^2 \delta R_\perp^2 - y^2 \delta \alpha^2 - 2q_\perp y \delta R_{\perp y} \right) \quad (36)$$

where

$$\begin{aligned}
\delta R_s^2 &= -\frac{1}{4} \frac{1}{K_\perp} \frac{d}{dK_\perp} \ln P_1(K) \Big|_Y \\
\delta R_\perp^2 &= -\frac{1}{4} \frac{d^2}{dK_\perp^2} \ln P_1(K) \Big|_Y \\
\delta \alpha^2 &= -\frac{1}{4} \frac{d^2}{dY^2} \ln P_1(K) \Big|_{K_\perp} \\
\delta R_{\perp Y} &= -\frac{1}{4} \frac{d}{dY} \left\{ \frac{d}{dK_\perp} \ln P_1(K) \Big|_Y \right\} \Big|_{K_\perp}
\end{aligned} \tag{37}$$

Note that these “side” and “out” corrections take the same form as those in eqn. (25), except that here rapidity rather than longitudinal momentum is held fixed while taking the derivative with respect to K_\perp . Since experimental one particle spectra are usually presented as functions of rapidity and not longitudinal momentum, these corrections can be even more readily measured from the data than those of the previous subsection.

Finally, we turn again to the corrections induced by using the exact off-shell 4-vector $\frac{1}{2}(p_1 + p_2)$ in the emission function of eqn. (2) rather than the approximate on-shell 4-vector K of eqn. (32). Making a Taylor expansion for small y and \vec{q}_t , we find

$$\left[\frac{1}{2}(p_1 + p_2) \right]^2 \simeq m^2 + \frac{1}{4} q_\perp^2 \left(1 - \frac{K_\perp^2}{m_t^2} \right) + \frac{1}{4} q_s^2 + \frac{1}{4} y^2 m_t^2 . \tag{38}$$

Furthermore, if we reparametrize the local 4-vectors of (10) in the following way

$$u(x) = (u_t \operatorname{ch} \xi, u_\rho \cos \phi, u_\rho \sin \phi, u_t \operatorname{sh} \xi) \tag{39}$$

where u_t , u_ρ and ξ are independent of ϕ , then

$$\frac{1}{2}(p_1 + p_2) \cdot u \simeq \left[m_t^2 + \frac{1}{4} q_\perp^2 \left(1 - \frac{K_\perp^2}{m_t^2} \right) + \frac{1}{4} q_s^2 + \frac{1}{4} y^2 m_t^2 \right]^{1/2} u_t \operatorname{ch}(Y - \xi) - K_\perp u_\rho \cos \phi . \tag{40}$$

Therefore, to quadratic order in y and \vec{q}_t

$$\frac{\int d^4x S[x, \frac{1}{2}(p_1 + p_2)] e^{iq \cdot x}}{\int d^4x S(x, K) e^{iq \cdot x}} = \exp \left\{ \frac{1}{4} \left[q_\perp^2 \left(1 - \frac{K_\perp^2}{m_t^2} \right) + q_s^2 + y^2 m_t^2 \right] \frac{d}{dm^2} \ln P_1(K) \right\} . \quad (41)$$

The most interesting thing to note about this off-shell correction is that it has no effect on the coefficient of the $q_\perp y$ cross term.

Putting everything together, we find the following corrected model-independent expressions for the correlation radii of eqn. (36):

$$\begin{aligned} R_s^2 &\simeq \langle y^2 \rangle + \left(\frac{1}{4} \frac{1}{K_\perp} \frac{d}{dK_\perp} - \frac{1}{2} \frac{d}{dm^2} \right) \ln P_1(\vec{K}) \\ R_\perp^2 &\simeq \left\langle \left[x - \frac{K_\perp}{m_t} \tau \text{ch}(\eta - Y) \right]^2 \right\rangle - \left\langle x - \frac{K_\perp}{m_t} \tau \text{ch}(\eta - Y) \right\rangle^2 \\ &\quad + \left(\frac{1}{4} \frac{d^2}{dK_\perp^2} - \frac{1}{2} \left(1 - \frac{K_\perp^2}{m_t^2} \right) \frac{d}{dm^2} \right) \ln P_1(\vec{K}) \\ \alpha^2 &\simeq \langle [m_t \tau \text{sh}(\eta - Y)]^2 \rangle - \langle m_t \tau \text{sh}(\eta - Y) \rangle^2 \\ &\quad + \left(\frac{1}{4} \frac{d^2}{dY^2} - \frac{1}{2} m_t^2 \frac{d}{dm^2} \right) \ln P_1(\vec{K}) \\ R_{\perp y} &\simeq \langle [m_t x - K_\perp \tau \text{ch}(\eta - Y)] \tau \text{sh}(\eta - Y) \rangle \\ &\quad - \langle m_t x - K_\perp \tau \text{ch}(\eta - Y) \rangle \langle \tau \text{sh}(\eta - Y) \rangle + \frac{1}{4} \frac{d}{dY} \frac{d}{dK_\perp} \ln P_1(\vec{K}) \quad (42) \end{aligned}$$

Again, although $R_{\perp y}$ does not vanish in general, it does vanish for pairs with $K_\perp = 0$ (see appendix).

3 A Model with Nonrelativistic Expansion

To get an idea of the usefulness of the model independent expressions just derived, we study a slight generalization of the thermal emission function presented in [9]:

$$S(x, K) = \frac{E_K}{(2\pi)^3} \exp\left(-\frac{K \cdot u(x)}{T}\right) H(t) I(\rho) J(z). \quad (43)$$

Here T is a constant freeze-out temperature, and we define the space-time distribution of the source by a product of gaussians in the center of mass frame of an expanding fireball

$$H(t)I(\rho)J(z) = \frac{1}{\sqrt{2\pi(\delta t)^2}} \exp\left(-\frac{(t-t_0)^2}{2(\delta t)^2} - \frac{\rho^2}{2R_G^2} - \frac{z^2}{2L_G^2}\right). \quad (44)$$

For the thermal smearing factor in eqn. (43), we take a nonrelativistic linear expansion 4-velocity

$$\begin{aligned} u(x) &= \left[1 - (v_R \rho/R_G)^2 - (v_L z/L_G)^2\right]^{-1/2} (1, v_R x/R_G, v_R y/R_G, v_L z/L_G), \\ &\simeq \left(1 + \frac{1}{2}(v_R \rho/R_G)^2 + \frac{1}{2}(v_L z/L_G)^2, v_R x/R_G, v_R y/R_G, v_L z/L_G\right), \end{aligned} \quad (45)$$

where $v_R \ll 1$ and $v_L \ll 1$ are the transverse and longitudinal flow velocities of the fluid at $\rho = R_G$ and $z = L_G$, respectively.

Note that in the limit $\delta t \rightarrow 0$, $S(x, K)$ becomes the Boltzmann approximation to the hydrodynamic emission function of eqn. (4) with a constant freeze-out time t_0 and a local chemical potential given by:

$$\frac{\mu(x)}{T} = -\frac{\rho^2}{2R_G^2} - \frac{z^2}{2L_G^2}. \quad (46)$$

In a sense, use of a nonzero δt can be thought of as a smearing of the sharp 3-dimensional freeze-out hypersurface $t = t_0$ over the fourth (temporal) dimension.

Since the model is completely gaussian, analytic calculation of the one-particle distribution is straightforward, yielding

$$P_1(\vec{K}) = \frac{E_K}{(2\pi)^{3/2}} R_*^2 L_* \exp\left(-\frac{E_K}{T} + \frac{R_*^2 v_R^2 K_\perp^2}{2R_G^2 T^2} + \frac{L_*^2 v_L^2 K_L^2}{2L_G^2 T^2}\right), \quad (47)$$

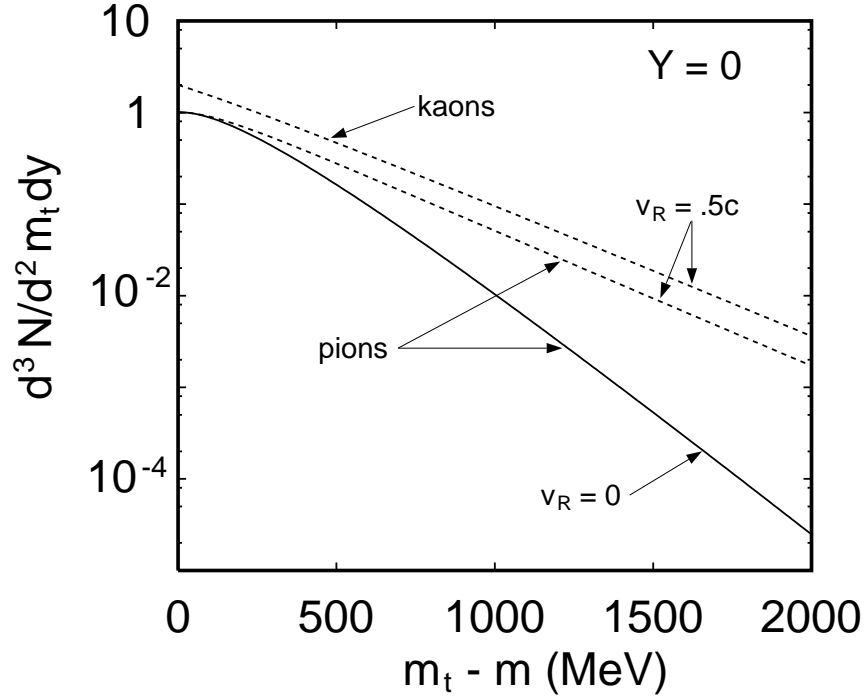


Figure 1: The one particle spectrum of (47) is plotted as a function of $m_t - m$ for midrapidity ($Y = 0$) pions and kaons. The solid curve is for pions with no transverse flow ($v_R = 0$), while the dashed curves are for pions (intercept normalized to 1) and kaons (intercept normalized to 2) with $v_R = 0.5c$. The other source parameters used are $R_G = L_G = 3$ fm, $T = 150$ MeV, and $v_L = 0$.

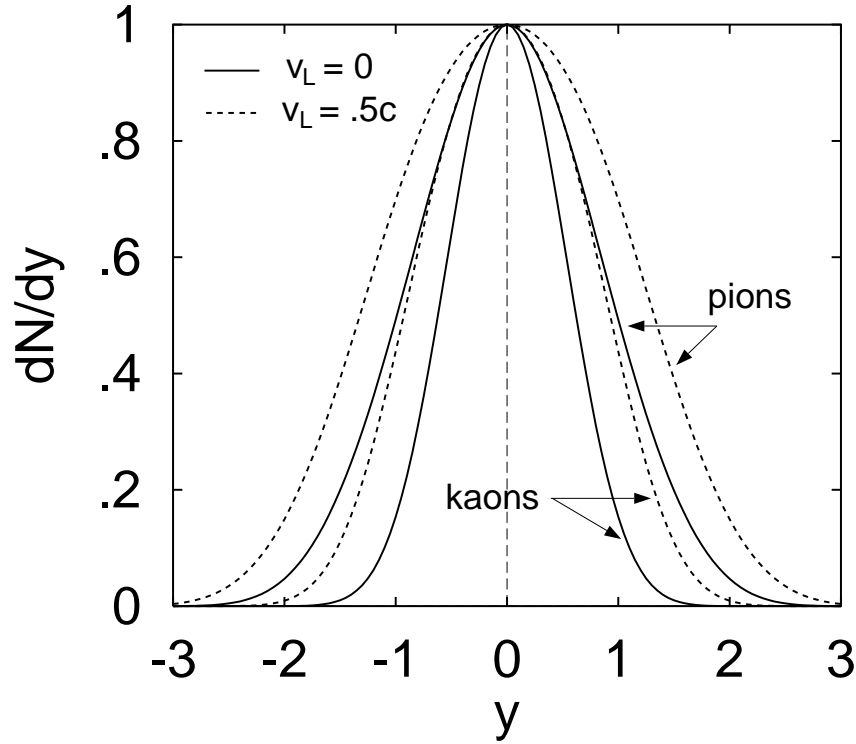


Figure 2: The effect of longitudinal flow on the rapidity distribution of pions (outer two curves) and kaons (inner two curves) is shown for a source with no transverse flow $v_R = 0$. The solid curves are for $v_L = 0$ while the dashed curves are for $v = 0.5c$. The other source parameters are defined as in fig. 1, and all curves have been normalized to 1 at $Y = 0$.

where

$$\frac{1}{R_*^2} = \frac{1}{R_G^2} \left(1 + \frac{E_K}{T} v_R^2 \right) ; \quad \frac{1}{L_*^2} = \frac{1}{L_G^2} \left(1 + \frac{E_K}{T} v_L^2 \right) . \quad (48)$$

In fig. 1 we plot $P_1(\vec{K})$ as a function of $m_t - m$ for midrapidity ($Y = 0$) particles from a source with the parameters $R_G = L_G = 3$ fm, $T = 150$ MeV, and $v_L = 0$. The decrease in the slope of the pion curves when the transverse flow is changed from $v_R = 0$ to $v_R = 0.5c$ can be understood in terms of an effective blueshifted temperature [19]

$$T_{\text{eff}} = T \sqrt{\frac{1 + v_R}{1 - v_R}} . \quad (49)$$

From eq. (48) it can also be seen that asymptotically as $K_\perp \rightarrow \infty$

$$R_*^2 \rightarrow \frac{R_G^2 T}{K_\perp v_R^2} \quad (50)$$

so that the K_\perp dependence of the prefactor drops out and the spectrum takes the form of a pure exponential with an inverse slope of $T_{\text{eff}} = 2T$. Figure 1 also features a kaon distribution with flow which shows the same behavior. As can be seen from fig. 2, increasing the amount of longitudinal flow from $v_L = 0$ to $v_L = 0.5c$ causes a widening of the rapidity distribution both for pions and kaons.

Using (30) the correlation radii are readily found to be:

$$\begin{aligned} R_s^2 &= R_*^2 + \left[\frac{R_*^2 v_R^2}{4R_G^2 T^2} \right] ; \\ R_\perp^2 &= R_*^2 + \beta_\perp^2 (\delta t)^2 - \left[\frac{\beta_\perp^2}{4E_K^2} - \frac{R_*^2 v_R^2}{4R_G^2 T^2} + \mathcal{O}(v_R^4, v_L^4) \right] ; \\ R_L^2 &= L_*^2 + \beta_L^2 (\delta t)^2 - \left[\frac{\beta_L^2}{4E_K^2} - \frac{L_*^2 v_L^2}{4L_G^2 T^2} + \mathcal{O}(v_R^4, v_L^4) \right] ; \\ R_{\perp L}^2 &= \beta_\perp \beta_L (\delta t)^2 - \left[\frac{\beta_\perp \beta_L}{4E_K^2} + \mathcal{O}(v_R^2 + v_L^2)^2 \right] ; \end{aligned} \quad (51)$$

where the corrections due to using eqn. (2) rather than eqn. (6) have been grouped in the square brackets, and we have only kept terms up to second order in the velocities in order to be consistent with the nonrelativistic approximation (45).

First we would like to note that by rotating the coordinate system for each pair to $\hat{z} = \hat{K}$ (so that $K_{\perp} = 0$ by definition) and neglecting the correction terms, our expressions for the correlation radii reduce to those of [9] for the nonrelativistic ($E_K = m$) and spherically symmetric case of $R_G = L_G$ and $v_R/R_G = v_L/L_G = 1/t_0$. As they point out and can be seen from eq. (48), transverse flow causes the “side” radius to measure something smaller than the real geometrical radius R_G . In fact since this is a completely gaussian model, it should be no surprise that R_s simply measures the length of homogeneity of eq. (19) in the transverse direction. Similarly, L_*^2 just measures the longitudinal length of homogeneity which will be smaller than L_G if $v_L > 0$. One of the most interesting features of (51) is that in the absence of the corrections, not only is the difference between R_{\perp}^2 and R_s^2 directly proportional to the square of the emission time (which is simply the length of homogeneity in the temporal direction), $R_{\perp L}^2$ is as well.

Notice that for systems with $T \sim 150$ MeV and $R_s, R_{\perp}, R_L \sim 3$ fm, the correction terms do not alter the naive expressions for those radii by more than 3%. For very small radii and very short emission times δt , however, the correction terms may actually have a noticeable cancellation effect both on the magnitude of the cross term and on the difference between R_{\perp}^2 and R_s^2 . This should be kept in mind when extracting limits on δt from the data [14]. For example, for pions with $K_{\perp} \sim m$, this kind of cancellation will occur for emission times $\delta t < \frac{1}{2}$ fm. In particular, for $\delta t = 0$, R_{\perp}^2 would actually be smaller than R_s^2 in this model. However, since present heavy ion correlation radii are measured to be around 3 fm [14] and the experiments are not yet able to resolve 3% effects, keeping the correction terms may not be necessary when comparing a specific model to heavy ion correlation data.

One might at first think that the cross term for this model would vanish if the radii were calculated in the LCMS frame, since $\beta_L = 0$ in that frame. This is not the case, however, because the emission function $S(x, K)$ is not longitudinally boost

invariant, even in the case of non-relativistic Galilei-transformations. After making the appropriate transformations into the LCMS frame

$$t' = \gamma_L(t - \beta_L z) \quad z' = \gamma_L(z - \beta_L t) \quad \gamma_L = (1 - \beta_L^2)^{-1/2}, \quad (52)$$

$t' z'$ cross terms are introduced into the gaussians. These in turn give rise not only to a nonzero $R_{\perp L}^2$ cross term but also modifications to the other radii. Neglecting the correction terms,

$$\begin{aligned} R_s'^2 &= R_*^2 \\ R_{\perp}'^2 &= R_*^2 + \beta_{\perp}^2 \gamma_L^2 [(\delta t)^2 + \beta_L^2 L_*^2] \\ R_L'^2 &= \gamma_L^2 [L_*^2 + \beta_L^2 (\delta t)^2] \\ R_{\perp L}'^2 &= \beta_{\perp} \beta_L \gamma_L^2 [(\delta t)^2 + L_*^2] \end{aligned} \quad (53)$$

where β_L and γ_L in the above expressions are evaluated in the fixed center of mass frame. Note that in this frame there is now also a geometrical contribution $\sim L_*^2$ to $R_{\perp L}'^2$ and $R_{\perp}'^2 - R_s'^2$; since it is multiplied by a factor $1/c^2$ relative to the $(\delta t)^2$ terms, it vanishes in the non-relativistic limit $c \rightarrow \infty$. However, the $(\delta t)^2$ contribution to $R_{\perp L}'^2$ in particular survives in this limit.

4 A Model with Relativistic Longitudinal Expansion

Now we move to a model similar to those in [10] which should provide a more realistic description of particle emission from a relativistic collision. In the center of mass frame of an expanding fireball, we define the following emission function

$$S(x, K) = \frac{\tau_0 m_t \text{ch}(\eta - Y)}{(2\pi)^3 \tau \sqrt{2\pi(\delta\tau)^2}} \exp\left[-\frac{K \cdot u(x)}{T}\right] \exp\left[-\frac{(\tau - \tau_0)^2}{2(\delta\tau)^2} - \frac{\rho^2}{2R_G^2} - \frac{\eta^2}{2(\delta\eta)^2}\right], \quad (54)$$

where again T is a constant freeze-out temperature, $\tau = \sqrt{t^2 - z^2}$ is the longitudinal proper time, and $Y = \frac{1}{2} \ln[(E_K + K_L)/(E_K - K_L)]$ is the rapidity of a particle with

momentum \vec{K} . This time in the limit $\delta\tau \rightarrow 0$, (54) becomes the Boltzmann approximation to (4) with a constant freezeout *proper* time τ_0 and a local chemical potential given by

$$\frac{\mu(x)}{T} = -\frac{\rho^2}{2R_G^2} - \frac{\eta^2}{2(\delta\eta)^2} \quad (55)$$

The second exponential in the emission function (54) can be interpreted as the space-time distribution of point-like sources, each of which emits a thermal spectrum, boosted by the flow 4-velocity $u(x)$, as given by the first exponential and the $\text{ch}(\eta - Y)$ prefactor. For simplicity, the source distribution in space-time is taken to be gaussian.

For this model, we consider a flow which is still non-relativistic transversally but which now exhibits Bjorken expansion (fluid rapidity = space-time rapidity) longitudinally,

$$u(x) \simeq \left(\left(1 + \frac{1}{2}(v\rho/R_G)^2\right) \text{ch}\eta, (v x/R_G), (v y/R_G), \left(1 + \frac{1}{2}(v\rho/R_G)^2\right) \text{sh}\eta \right), \quad (56)$$

where $v \ll 1$ is the transverse flow velocity of the fluid at $\rho = R_G$. This flow profile corresponds to a longitudinal velocity $v_L(z, t) = z/t$. With this definition, $K \cdot u$ takes the following longitudinally boost-invariant form

$$K \cdot u = m_t [1 + \frac{1}{2}(v\rho/R_G)^2] \text{ch}(\eta - Y) - K_\perp (v x/R_G). \quad (57)$$

If we restrict ourselves to particle pairs with $m_t \gtrsim T$ and $|Y| \ll 1 + (\delta\eta)^2 m_t/T$, then we can perform a modified saddle point approximation by expanding $\text{ch}(\eta - Y)$ in (57) in powers of $\eta' = \eta - Y$, keeping in the exponent only terms up to second order and expanding everything else to the desired order. For our calculations, we approximate $S(x, K)$ by

$$\begin{aligned} S(x, K) &\simeq \frac{m_t \tau_0 (1 + \frac{1}{2}\eta'^2)}{(2\pi)^3 \tau \sqrt{2\pi(\delta\tau)^2}} \exp \left[-\frac{m_t}{T} \left(1 + \frac{(v\rho)^2}{2R_G^2} \right) \left(1 + \frac{1}{2}\eta'^2 \right) + \frac{K_\perp v x}{R_G T} \right] \\ &\times \left(1 - \frac{m_t}{24T} \eta'^4 \right) \exp \left[-\frac{(\tau - \tau_0)^2}{2(\delta\tau)^2} - \frac{\rho^2}{2R_G^2} - \frac{(\eta' + Y)^2}{2(\delta\eta)^2} \right]. \end{aligned} \quad (58)$$

Note that we keep only the η'^2 term when expanding the $\text{ch}\eta'$ prefactor, but we also keep a term $(m_t/T)\eta'^4$ from the expansion of the exponent. The latter term is to be taken as be roughly of the same order as η'^2 for reasons which will become clear later.

For the particle emission time, it must be true physically that $\delta\tau/\tau_0 < 1$. Rather than demanding the much stricter condition $\delta\tau/\tau_0 \ll 1$, we simply assume that this ratio is small enough (e.g. $\delta\tau/\tau_0 \lesssim \frac{1}{2}$) so that we can replace integrals over only positive values of τ with ones ranging from $-\infty$ to $+\infty$. Finally, in all of our calculations we throw away all terms of $\mathcal{O}(v^4)$, in keeping with our nonrelativistic approximation in the transverse direction.

Given these approximations, calculation of the one particle distribution can now be done analytically, yielding

$$P_1(K) \simeq \frac{\tau_0 m_t}{(2\pi)^{3/2}} R_*^2 (\delta\eta)_* \left(1 + \frac{1}{2} \frac{R_*^2}{R_G^2} (\delta\eta)_*^2 - \frac{m_t}{8T} (\delta\eta)_*^4 \right) \\ \times \exp \left[-\frac{m_t}{T} + \frac{K_\perp^2 (R_* v)^2}{2(R_G T)^2} - \frac{Y^2}{2(\delta\eta)^2} \left(1 - \frac{(\delta\eta)_*^2}{(\delta\eta)^2} \right) \right] + \mathcal{O}[(\delta\eta)_*^5] \quad (59)$$

where

$$\frac{1}{R_*^2} = \frac{1}{R_G^2} \left(1 + \frac{m_t}{T} v^2 \right) \quad (60)$$

and our expansion parameter is defined by

$$\frac{1}{(\delta\eta)_*^2} = \frac{1}{(\delta\eta)^2} + \frac{m_t}{T} \quad (61)$$

Note that for pairs in which $m_t/T \gg 1/(\delta\eta)^2$ as were studied in [20], $(\delta\eta)_*^2$ becomes simply T/m_t . This is the reason that we consider $(m_t/T)(\delta\eta)_*^4$ to be of the same order as $(\delta\eta)_*^2$.

In fig. 3 we plot numerical calculations of $P_1(\vec{K})$ as a function of $m_t - m$ for midrapidity ($Y = 0$) particles from a source (54) with the parameters $\tau_0 = 4$ fm/c, $R_G = 3$ fm, $\delta\eta = 1.5$, and $T = 150$ MeV. We have checked that our analytic expressions provide excellent ($< 5\%$ error) approximations to the exact numerical results. Again the decrease of the pion slope as the transverse flow parameter v is increased from $v = 0$ to $v = 0.5c$ can be well understood in terms of the effective blueshifted

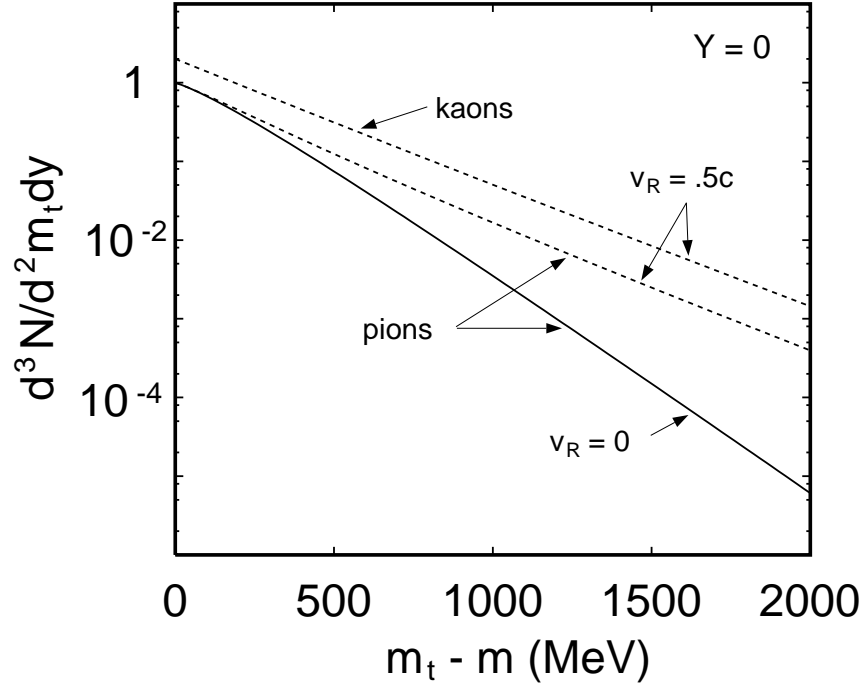


Figure 3: The one particle spectrum obtained by numerically integrating (54) is plotted as a function of $m_t - m$ for midrapidity ($Y = 0$) pions and kaons. The solid curve is for pions with no transverse flow ($v = 0$), while the dashed curves are for pions (normalized to 1) and kaons (normalized to 2) with $v = 0.5c$. The other source parameters used are $\tau_0 = 4$ fm/c, $R_G = 3$ fm, $\delta\eta = 1.5$, and $T = 150$ MeV.

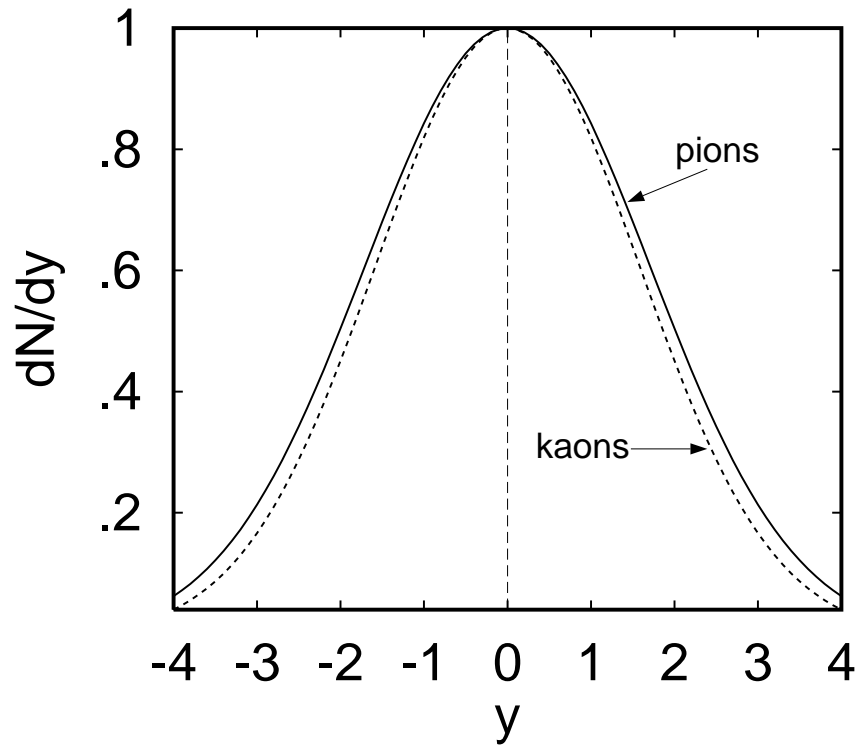


Figure 4: The rapidity distribution of pions (solid curves) and kaons (dashed curves) is shown for a source with no transverse flow $v = 0$ and other source parameters equal to those of fig. 3.

temperature of eq. (49). In contrast to the nonrelativistic case, however, P_1 does not quite become a pure exponential as $K_\perp \rightarrow \infty$, because although the prefactor R_*^2 again cancels the prefactor m_t , there is an additional K_\perp dependence coming from the prefactor

$$(\delta\eta)_* \rightarrow \sqrt{T/m_t} . \quad (62)$$

The effect of this prefactor can also be seen at the origin, where its partial cancellation of the m_t prefactor results in less curvature than is seen in the nonrelativistic case of fig. 1. For completeness, in fig. 4 we also show the rapidity spectrum both for pions and kaons. Although there is a slight decrease in the width for kaons, the effect is much smaller in this case than in fig. 2 due to the relativistic longitudinal flow which causes the difference in mass to become less important.

The correlation radii can now be calculated by using eqs. (30) or (42). By means of a saddle point approximation, the correlation radii are expanded to the second order in the small parameters $(\delta\eta)_*^2$ and $(\delta\tau/\tau_0)^2$. Therefore, in performing these calculations below, we only keep terms of order $(\delta\eta)_*^4$ (or $(m_t/T)(\delta\eta)_*^6$) except for smaller terms involving $(\delta\tau/\tau_0)^2$ or v^2 , in which case we keep only terms of order $(\delta\eta)_*^2$ and $(\delta\eta)_*^0$, respectively. Please note that, since the general expressions (30) or (42) for the correlation radii are all at most quadratic in the proper time, no term involving $(\delta\tau/\tau_0)^4$ will in fact occur in the results.

4.1 HBT Radii in Cartesian Coordinates

In cartesian coordinates, the correlation radii take the following form (ordered by powers of the small expansion parameters $(\delta\tau/\tau_0)^2$ and $(\delta\eta)_*^2$):

$$\begin{aligned} R_s^2 &= R_*^2 ; \\ R_\perp^2 &= R_*^2 + \frac{K_\perp^2}{m_t^2} (\delta\tau)^2 + \frac{K_\perp^2}{m_t^2} \beta_L^2 \tau_0^2 (\delta\eta)_*^2 \\ &+ \frac{K_\perp^2}{m_t^2} \left(1 + \beta_L^2 - 2\beta_L \frac{Y}{(\delta\eta)^2} \right) (\delta\tau)^2 (\delta\eta)_*^2 \end{aligned}$$

$$\begin{aligned}
& + \frac{K_{\perp}^2}{m_t^2} \tau_0^2 \left[\beta_L^2 \nu - 2\beta_L \frac{Y}{(\delta\eta)^2} + \frac{1}{2} \right] (\delta\eta)_*^4 ; \\
R_L^2 &= \frac{m_t^2}{E_K^2} \tau_0^2 (\delta\eta)_*^2 + \frac{m_t^2}{E_K^2} (\delta\tau)^2 (\delta\eta)_*^2 + \frac{m_t^2}{E_K^2} \nu \tau_0^2 (\delta\eta)_*^4 ; \\
R_{\perp L}^2 &= -\beta_{\perp} \beta_L \tau_0^2 (\delta\eta)_*^2 - \beta_{\perp} \left[\beta_L - \frac{Y}{(\delta\eta)^2} \right] (\delta\tau)^2 (\delta\eta)_*^2 \\
& - \beta_{\perp} \tau_0^2 \left[\beta_L \nu - \frac{Y}{(\delta\eta)^2} \right] (\delta\eta)_*^4 . \tag{63}
\end{aligned}$$

Here $\nu = 1 + (R_*/R_G)^2 - \frac{1}{2}(m_t/T)(\delta\eta)_*^2$, and we have neglected the corrections which come from using (2) instead of (6). Although this model is not completely gaussian, within the scope of our approximation R_s^2 still roughly measures the transverse region of homogeneity of the fluid, as can be seen by comparing (60) with (19). Although we will show that in practice all terms given in (63) are important, we will for didactical purposes first consider only the leading order in the small expansion parameters. Then the expressions (63) simplify and can be reformulated as follows:

$$\begin{aligned}
\frac{1}{R_s^2} &= \frac{1}{R_{\perp}^2} = \frac{1}{R_G^2} + \frac{m_t}{T} \frac{v^2}{R_G^2} \\
\frac{1}{R_L^2} &= \text{ch}^2 Y \left(\frac{1}{\tau_0^2 (\delta\eta)^2} + \frac{m_t}{T} \frac{1}{\tau_0^2} \right) \\
\frac{1}{R_{\perp L}^2} &= -\frac{m_t}{K_{\perp}} \frac{\text{ch}^2 Y}{\text{sh} Y} \left(\frac{1}{\tau_0^2 (\delta\eta)^2} + \frac{m_t}{T} \frac{1}{\tau_0^2} \right) \tag{64}
\end{aligned}$$

In agreement with [10] we find that, in each principal direction of the expanding fireball, two length scales should be distinguished. In addition to the geometric length scales R_G and $L_G = \tau_0 \delta\eta$ in the transverse and longitudinal directions respectively, we have two “lengths of homogeneity” generated by the flow gradients. The transversal and longitudinal homogeneity lengths are given by the following expressions:

$$R_H^2 = \frac{T}{m_t} \frac{R_G^2}{v^2} \quad , \quad L_H^2 = \frac{T}{m_t} \tau_0^2 \quad . \tag{65}$$

Please note that the occurrence of τ_0 in both longitudinal lengths, L_G and L_H , has two different origins: whereas the geometrical longitudinal extension of the fireball at freeze-out is clearly always proportional to the mean freeze-out proper time τ_0 , its occurrence in the longitudinal homogeneity length is due to the specific choice of the velocity profile, since for a longitudinally boost invariant velocity profile the velocity gradient is just given by the inverse proper time. In fact, the true origin of the homogeneity lengths (65) is seen by writing them in the form

$$\begin{aligned} R_H^2 &= \frac{T}{m_t} \frac{1}{(\partial v_t / \partial \rho)^2} , \\ L_H^2 &= \frac{T}{m_t} \frac{1}{(\partial_\mu u_L^\mu)^2} \Big|_{\tau=\tau_0} , \end{aligned} \quad (66)$$

where $v_t(\rho) = v \rho / R_G$, and in the second line $u_L^\mu = (\text{ch}\eta, 0, 0, \text{sh}\eta)$ denotes the longitudinal part of the flow velocity profile (56) which satisfies $\partial_\mu u_L^\mu = 1/\tau$. Eq. (66) makes the nature of the homogeneity lengths explicit in showing how they are generated by the flow gradients at freeze-out.

With these notations, the correlation radii can be written as follows :

$$\begin{aligned} \frac{1}{R_s^2} &= \frac{1}{R_G^2} + \frac{1}{R_H^2} ; \\ \frac{1}{R_\perp^2} &= \frac{1}{R_G^2} + \frac{1}{R_H^2} ; \\ \frac{1}{R_L^2} &= \text{ch}^2 Y \left(\frac{1}{L_G^2} + \frac{1}{L_H^2} \right) ; \\ \frac{1}{R_{\perp L}^2} &= -\frac{m_t}{K_\perp} \frac{\text{ch}^2 Y}{\text{sh} Y} \left(\frac{1}{L_G^2} + \frac{1}{L_H^2} \right) . \end{aligned} \quad (67)$$

As already pointed out in [10], the correlation radii are seen to be dominated by the shorter of the geometric and homogeneity lengths. This means in particular that if $v \neq 0$, then R_s^2 will be smaller than the geometrical radius R_G . As the transverse

mass increases, this reduction of R_s and R_\perp relatively to the pure geometric radius becomes more pronounced. In the longitudinal direction, as a general consequence of the particle pair motion with velocity Y , the system appears Lorentz-contracted. Hence q_L -correlation functions at finite values of Y measure longitudinal correlation radii, which are reduced by the corresponding Lorentz-contraction factor $\text{ch}^{-1}Y$, as shown by (67). Similar purely kinematic factors affect the out-longitudinal radius $R_{\perp L}$.

Returning now to the higher order corrections shown in (63) we observe that, in contrast to the nonrelativistic model, the difference between the squares of the “out” and “side” radii depends on the rapidity Y (or β_L) of the pair and is not quite directly proportional to the duration of particle emission $(\delta\tau)^2$ even for pairs with $\beta_L = 0$ [21]. It is also worth noting that although $R_{\perp L}^2$ vanishes when $K_\perp = 0$ or $Y = 0$, for high K_\perp and $|Y|$ pions $R_{\perp L}^2$ is of the same order of magnitude as R_L^2 , so it has a significant effect on the form of the correlation function.

This can be seen most easily in a numerical example. For simplicity, we consider a pion source with no transverse flow ($v = 0$) which freezes out instantaneously ($\delta\tau = 0$) with the following other source parameters: $R_G = 3$ fm, $\tau_0 = 4$ fm/c, $\delta\eta = 1.5$, and $T = 150$ MeV. Given these parameters and any set of momenta \vec{q}, \vec{K} , it is possible to determine the correlation function both by using the approximate radii of (63) and by performing an exact numerical calculation of the correlation using (2) and (54). In all of our plots of the correlation function, solid curves are used to denote numerical calculations, while dashed curves are used to denote our analytic approximation.

The symmetric curves in fig. 5 show the correlation as a function of q_L for $Y = -2$, $q_\perp = 30$ MeV, $q_s = 0$ and $K_\perp = 0$. In this case as we mentioned earlier, since $K_\perp = 0$ the cross term vanishes and the correlation function peaks at $q_L = 0$. As K_\perp is allowed to increase, however, $R_{\perp L}^2$ causes the peak to shift toward negative values of q_L , as can be seen in the asymmetric curves which have been calculated for $K_\perp = 200$ MeV and all of the other momenta the same. Similarly, if Y is allowed to increase to 0, the maximum shifts back to $q_L = 0$, and for $Y > 0$, the maximum is located at a $q_L > 0$. It should also be pointed out that in each of the above cases, the

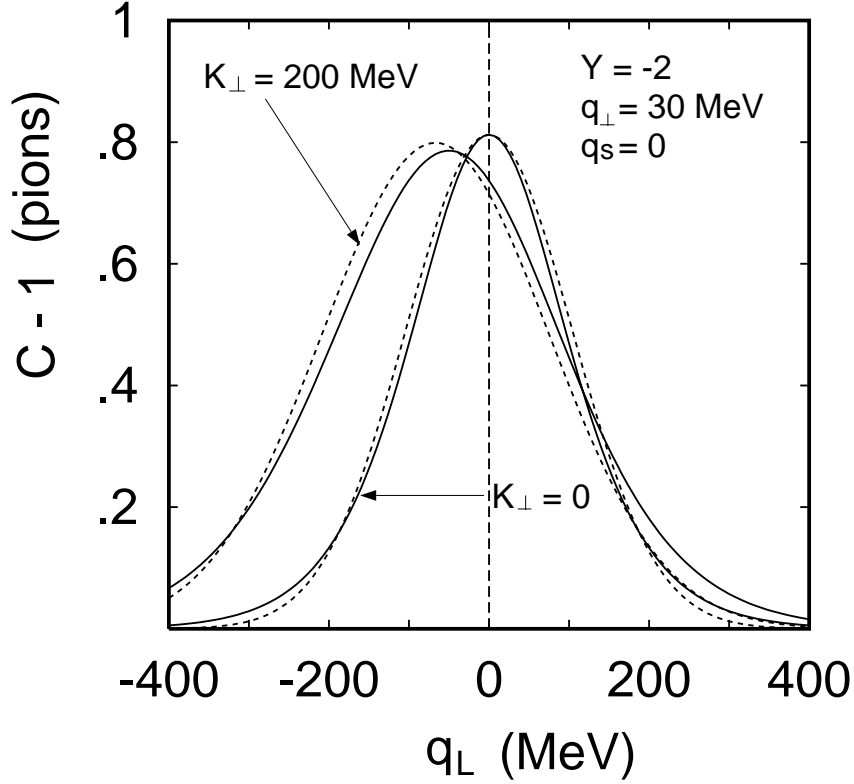


Figure 5: The correlation function generated by the pion source of (54) is plotted as a function of q_L for two values of K_{\perp} : $K_{\perp} = 0$ (symmetric curves) and $K_{\perp} = 200$ MeV (asymmetric curves). The solid lines are exact numerical results, while the dashed lines are our analytic approximation (15,63). The source parameters are $v = \delta\tau = 0$, $R_G = 3$ fm, $\tau_0 = 4$ fm, $\delta\eta = 1.5$, $T = 150$ MeV. The pair momenta we fixed at $Y = -2$, $q_{\perp} = 30$ MeV and $q_s = 0$.

direction of the shift of the peak is reversed if a negative q_\perp is used instead of a $q_\perp > 0$. To give a quantitative idea of how good the analytic approximation is for the $K_\perp = 200$ MeV case, we found that the best gaussian fit to the numerical curve could be reproduced by multiplying the correlation radii by the following factors: $R_\perp^2 \rightarrow 0.92R_\perp^2$, $R_L^2 \rightarrow 0.95R_L^2$, and $R_{\perp L}^2 \rightarrow 0.75R_{\perp L}^2$.

Figure 6 shows the correlation as a function of q_\perp for two different values of q_L . Both sets of curves are calculated for $Y = -2$, $q_s = 0$ and $K_\perp = 200$ MeV, but the upper ones have $q_L = 0$ while the lower (asymmetric) ones are for $q_L = 100$ MeV. It can be seen that increasing q_L from 0 has the effect of shifting the peak down and to the left (to $q_\perp < 0$). This figure shows clearly that interesting physics could be missed if correlation models are only plotted as a function of a single momentum difference with all other q_i set equal to zero. Again to get a quantitative idea of the validity of the analytic approximation, we found that the best gaussian fit to the numerical curve for $q_L = 100$ MeV could be obtained using the factors $R_\perp^2 \rightarrow 0.85R_\perp^2$, $R_L^2 \rightarrow 1.08R_L^2$, and $R_{\perp L}^2 \rightarrow 0.75R_{\perp L}^2$.

As can be seen from figs. 5 and 6, the simple analytic expressions of (63) reproduce the exact correlation functions remarkably well considering the crudity of the approximation. By extensively exploring the parameter space of the model, we have found that the quantitative error estimates we have obtained in figs. 5 and 6 are somewhat typical of the maximum discrepancies for reasonable parameters. Namely, the analytic approximations of (63) for R_\perp^2 , R_L^2 and $R_{\perp L}^2$ are able to reproduce the best gaussian fits to the numerical expressions to within $\lesssim 20\%$, $\lesssim 10\%$, $\lesssim 33\%$, respectively (e.g. for $R_{\perp L}^2$, $(1 - .75)/.75 \sim 33\%$). Although not shown, the analytic expressions for R_s^2 are much better, their discrepancy from numerical fits is typically $\lesssim 5\%$. We would also like to note that we have performed numerical calculations using eq. (6) and find them to agree to within 3% with numerical calculations using (2), so we are well justified in neglecting those corrections in eqs. (63).

The analytic expressions of (63) are even better approximations for heavier particles like kaons, since for them $m_t/T > 3$ so $(\delta\eta)_*^2$ forms a smaller expansion parameter. This behavior can be seen in fig. 7 where we plot the kaon correlation as a function

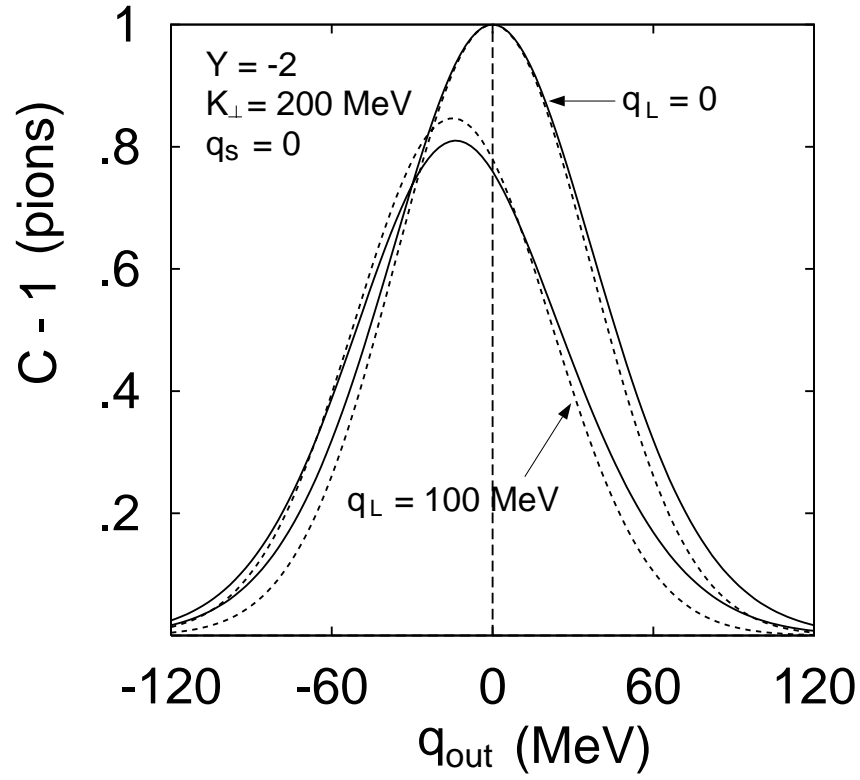


Figure 6: The same source parameters as in fig. 5, but with pair momenta $Y = -2$, $K_{\perp} = 200$ MeV, $q_s = 0$, are used to plot the correlation as a function of q_{\perp} for $q_L = 0$ (symmetric curves) and $q_L = 100$ MeV (asymmetric curves)

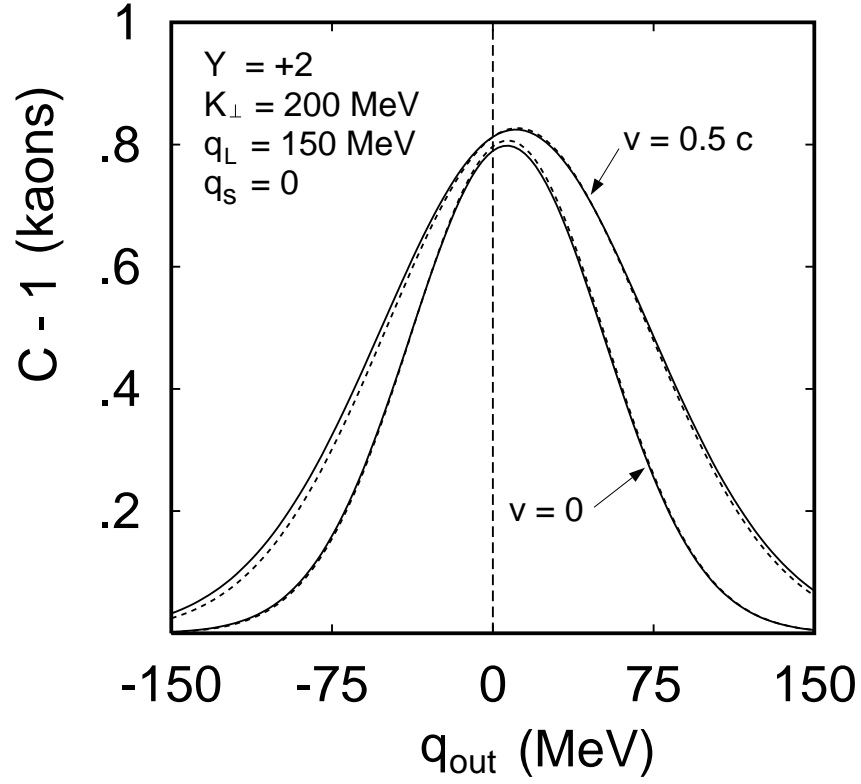


Figure 7: The narrower curves show the kaon correlation as a function of q_{\perp} from a source with the same parameters as in fig. 5 but with momenta defined by $Y = +2$, $K_{\perp} = 200$ MeV, $q_s = 0$ and $q_L = 150$ MeV. The wider curves have been obtained by using $v = 0.5$ instead of $v = 0$.

of q_\perp for $Y = +2$, $K_\perp = 200$ MeV, $q_s = 0$ and $q_L = 150$ MeV. The narrower curves are obtained by using the same source parameters as in figs. 5 and 6, while the wider curves feature a transverse flow parametrized by $v = 0.5c$. The best gaussian fit to the wider numerical curve can be obtained in this case by multiplying the radii of the wider analytical curves by the factors $R_\perp^2 \rightarrow 0.94R_\perp^2$, $R_L^2 \rightarrow 1.02R_L^2$, and $R_{\perp L}^2 \rightarrow 0.9R_{\perp L}^2$.

Perhaps the best way to study the correlation function is to make a 2-dimensional surface plot of $C - 1$ as function of both q_\perp and q_L . Figure 8 shows such a plot of the numerical calculation of $C - 1$ for $Y = -2$, $K_\perp = 200$ MeV and $q_s = 0$. The effect of the cross term can be seen in the form of a ridge running from the peak at $q_\perp = q_L = 0$ down to the front left where $q_L > 0$ and $q_\perp < 0$. Since cylindrical symmetry precludes the existence of “side-out” or “side-longitudinal” cross terms, the only effect of averaging over q_s from 0 to some maximum value such as 30 or 50 MeV [14] would be to reduce the intercept of the correlation function to some value less than 1. This averaging, however, should have very little impact on the qualitative ridge structure of the “out-long” correlation function. Consequently, this kind of ridge should be clearly identifiable experimentally and in fact may have already been seen in preliminary E802 correlation data [22].

Before analyzing this model in rapidity coordinates, we would like to note that the LCMS radii of this model can be obtained simply by setting $\beta_L = 0$ and $E_K = m_t$ in (63). Note that the factor of Y in $R_{\perp L}^2$ should not be set equal to zero, since it arises from the space-time rapidity distribution of the point-like sources in (54) which obviously breaks the boost invariance of the emission function in the longitudinal direction [23]. Transforming to the LCMS frame introduces a Y dependence which eventually translates into a nonvanishing cross term. We would like to emphasize that, to the first order in the small expansion parameters, our results reduce to the expressions for the LCMS correlation radii derived in [10]. However, in the light of a comparison of the results obtained within the framework of our analytical approximation with an exact numerical computation of the correlation function, it turns out that the second order contributions to the correlation radii must be included. In

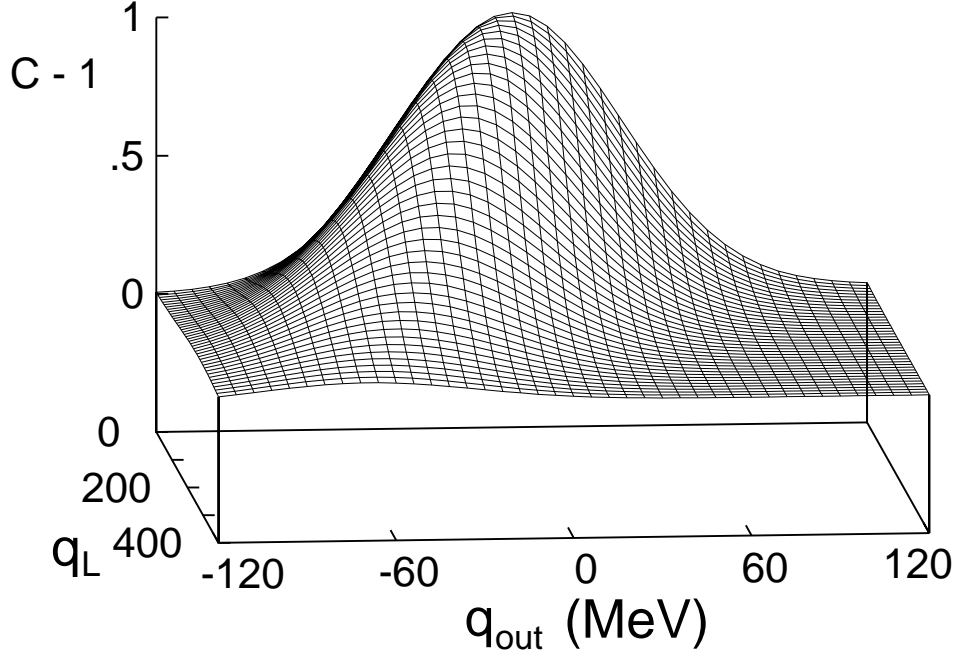


Figure 8: The numerically calculated correlation function generated by the pion source of fig. 5 is plotted as a function of q_L and q_\perp for $Y = -2$, $K_\perp = 200$ MeV, and $q_s = 0$.

particular, the out-longitudinal cross terms, whose effect can be clearly seen in Fig.8, is completely missed at leading order. Nevertheless, for this model, the LCMS frame has the advantage that the expressions for the correlation radii are much simpler than for those in the fixed frame. On the other hand, this same simplicity can be achieved without the complication of reference frame shifting by expressing everything in terms of boost-invariant coordinates, as we will now show.

4.2 HBT Radii in Boost-Invariant Coordinates

Using the model independent expressions of (42) along with the emission function of (54), we obtain the following correlation radii

$$\begin{aligned}
 R_s^2 &= R_*^2 \\
 R_\perp^2 &= R_*^2 + \frac{K_\perp^2}{m_t^2} \left[\left(1 + (\delta\eta)_*^2 \right) (\delta\tau)^2 + \frac{1}{2} (\delta\eta)_*^4 \tau_0^2 \right] \\
 \alpha^2 &= m_t^2 (\delta\eta)_*^2 \left[\tau_0^2 \left(1 + \nu (\delta\eta)_*^2 \right) + (\delta\tau)^2 \right]
 \end{aligned}$$

$$R_{\perp y} = \frac{K_{\perp} Y}{(\delta\eta)^2} (\delta\eta)_*^2 [(\delta\eta)_*^2 \tau_0^2 + (\delta\tau)^2] , \quad (68)$$

where in contrast to section 4.1, Y is now defined $Y = \frac{1}{2}(y_1 + y_2)$. Note also that in contrast to the corresponding radii of (63) R_{\perp} and α in the above approximation are both independent of rapidity. In addition, the cross term $R_{\perp y}$ will be small compared to these radii, especially for higher mass particles like kaons which have $(\delta\eta)_*^2 \ll 1$ or for future ultrarelativistic collisions in which $(\delta\eta) \gg 1$.

The astute reader will note that aside from a difference in the definition of Y , the fixed frame correlation radii of the last subsection can be easily derived from those of (68) in the following way: First insert the radii of (68) into the expression (34) for the correlation function, then make the replacement $y \rightarrow q_L/E_K - \beta_L K_{\perp} q_{\perp}/m_t^2$, rewrite the resulting expression in the form of eq. (15), and finally read off the radii of eq. (63). The reason for this can easily be seen by noting that

$$\begin{aligned} q \cdot x &\simeq q_{\perp} \frac{K_{\perp}}{m_t} \tau \operatorname{ch}(\eta - Y) - y m_t \tau \operatorname{sh}(\eta - Y) - q_{\perp} x - q_s y \\ &\simeq q_{\perp} \frac{K_{\perp}}{m_t} \tau \operatorname{ch}(\eta - Y) - \left(\frac{m_t}{E_K} q_L - \frac{K_{\perp}}{m_t} \beta_L q_{\perp} \right) \tau \operatorname{sh}(\eta - Y) - q_{\perp} x - q_s y \end{aligned} \quad (69)$$

where in the top line $Y = \frac{1}{2}(y_1 + y_2)$, while in the bottom line $Y = \frac{1}{2} \ln[(E_K + K_L)/(E_K - K_L)]$. Note that in particular the LCMS radii can be found simply by making the replacement $y \rightarrow q_L/m_t$. Based on this equivalence, one can see that for systems undergoing Bjorken longitudinal expansion, *LCMS correlation functions are nothing more than approximations of fixed frame correlation functions in rapidity coordinates*. Since the latter formulation is manifestly boost invariant and avoids the complications arising from the introduction of the different LCMS-reference frames, it is much more desirable to use those coordinates. For the remainder of this section, we use the definition $Y = \frac{1}{2}(y_1 + y_2)$.

Using the same source parameters as in the last section, figure 9 shows the pion correlation as a function of y for $Y = -2$, $K_{\perp} = 200$ MeV and $q_s = 0$. The symmetric curves are for $q_{\perp} = 0$ while the asymmetric curves are for $q_{\perp} = 30$ MeV. The best gaussian fit to the asymmetric numerical curve can be obtained in this case by

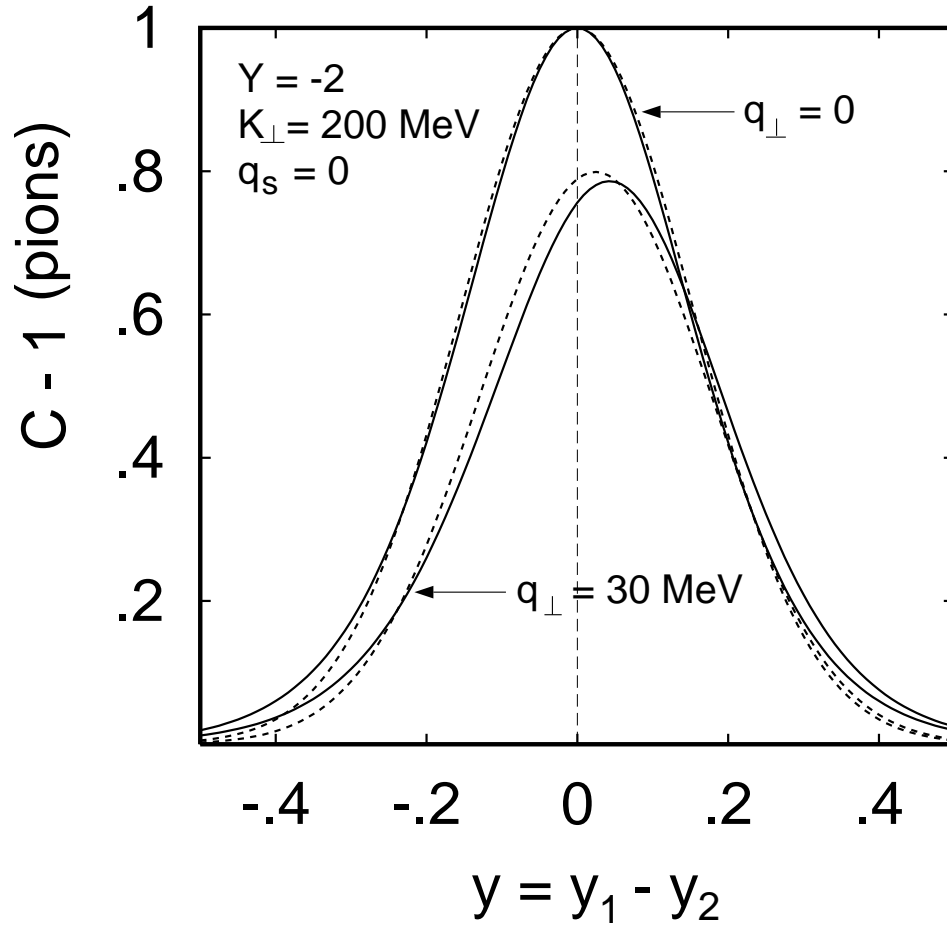


Figure 9: The same source parameters as in fig. 5 are used to plot the correlation as a function of $y = y_1 - y_2$ for $q_{\perp} = 0$ (symmetric curves) and $q_{\perp} = 30$ MeV (asymmetric curves). For both curves the pair momenta have been fixed to be $Y = -2$, $K_{\perp} = 200$ MeV, and $q_s = 0$.

multiplying the radii of the wider analytical curves by the factors $R_{\perp}^2 \rightarrow 1.17R_{\perp}^2$, $\alpha^2 \rightarrow 0.96\alpha^2$, and $R_{\perp y} \rightarrow 1.6R_{\perp y}$. Again, these corrections are somewhat typical of the maximum discrepancies, and the analytic approximations of (68) for R_{\perp}^2 , R_s^2 , α^2 and $R_{\perp y}$ are thus able to reproduce the best gaussian fits to the numerical expressions to within $\lesssim 20\%$, $\lesssim 5\%$, $\lesssim 10\%$, $\lesssim 40\%$, respectively (e.g. for $R_{\perp y}$, $0.6/1.6 \sim 38\%$). Of course, much better agreement could be obtained if a more sophisticated analytical approximation is used in place of eq. (58).

5 Conclusions

By taking second derivatives of the two particle correlation function around $\vec{q} = 0$, we have derived model-independent expressions for correlation radii both in cartesian and boost-invariant momentum coordinates. In both cases, an “out-longitudinal” cross term arises naturally. In the context of two “gaussian” models, this term is found to have a significant effect on the form of the correlation function. We therefore feel that future correlation data should be fit to one of the following two functions

$$C(\vec{p}_1, \vec{p}_2) = 1 \pm \lambda \exp \left(-q_s^2 R_s^2 - q_{\perp}^2 R_{\perp}^2 - q_L^2 R_L^2 - 2q_{\perp} q_L R_{\perp L}^2 \right) \quad (70)$$

or even better

$$C(\vec{p}_1, \vec{p}_2) = 1 \pm \lambda \exp \left(-q_s^2 R_s^2 - q_{\perp}^2 R_{\perp}^2 - y^2 \alpha^2 - 2q_{\perp} y R_{\perp y} \right), \quad (71)$$

where $R_{\perp L}^2$ (or $R_{\perp y}$) can be either positive or negative.

Currently, data is usually fit to (70) with $R_{\perp L}^2$ a priori set equal to zero [14-17]. For that reason, all q_i with the same $|q_i|$ are usually binned together, but in the process, the relative sign between q_{\perp} and q_L gets lost. This procedure effectively averages out the cross term at the expense of introducing large systematic errors into the measured “out” and “longitudinal” radii. One way to avoid this averaging in practice is to define the ordering of particles 1 and 2 by always demanding that q_L (or y) be positive. This then determines the sign of q_{\perp} (and q_s) so that positive values can be binned separately from negative values, allowing one to generate plots like the one we have shown in fig. 8. Not only will measurement of cross terms provide new

information about the emitting source, it should greatly increase the accuracy of R_\perp and R_L (or α) measurements.

The model-independent expressions for the radius parameters of the HBT correlation function show very clearly that these parameters do not generally measure the geometric size of the source, but rather its lengths of homogeneity in the four space-time directions. For expanding sources like those created in heavy ion collisions, the gradients of the thermodynamic parameters and of the flow velocity field contribute to the inhomogeneity of the source. In fact, regions of homogeneity may extend over only a small fraction of the source, in which case the two-particle correlation function is sensitive only to these subdomains. Moreover, particle pairs with different average momenta will generally see regions of homogeneity with different size, giving rise to a characteristic \vec{K} -dependence of the correlation radii.

In this paper we have studied these features quantitatively for sets of cylindrically symmetric models with gaussian density profiles in which the sources undergo longitudinal and transverse collective expansion but freeze out at a constant temperature. The effect of the flow gradients on the lengths of homogeneity and on the spatial HBT size parameters has been seen explicitly. They lead to a reduction of the correlation radii relative to the geometric radius parameters, and this effect increases with the average momentum of the pair relative to the center-of-mass of the source. The temporal length of homogeneity of the source, given by the duration $\delta\tau$ of the emission process, affects both the difference $R_\perp^2 - R_s^2$ (as has been noted previously [4, 9]) and the new “out-longitudinal” cross term. The effects of possible gradients of the freeze-out temperature have not yet been studied in this context, but are expected to have similar qualitative consequences. In fact, a difficulty in separating effects of flow gradients from those of thermal gradients was noted before in the context of a spherically symmetric model [19, 24]. It was found that both mechanisms can lead to a concave curvature of the single particle m_t -spectra [19], as well as a similar K_\perp -dependence of the “side” and “out” radii in the HBT correlation function [24].

In [9, 10] the difference between the geometrical and HBT radii has been expressed in terms of a so-called “thermal radius”. Our analysis shows that it is really not the

existence of a temperature, but of a flow velocity gradient which causes the appearance of a length of homogeneity in the HBT radii. The temperature only plays a role as a smearing factor, and the ratio T/m_t sets the scale at which the inhomogeneity of the flow field becomes effective. Different flow velocities in the transverse and longitudinal directions generally lead to different transverse and longitudinal homogeneity lengths, R_H and L_H . In [9, 10] this was not obvious because the flow gradient was fixed to be $1/\tau_0$ in all directions by the choice of the flow velocity profile.

All of our calculations in this paper were done in a fixed reference frame, thus avoiding the complications with the LCMS frame discussed in Section 2. However, we found that by parametrizing the correlation function in terms of rapidities rather than longitudinal momenta, one finds a longitudinal correlation radius and an out-longitudinal cross term which for sources with boost-invariant longitudinal expansion can be well approximated by the LCMS results. Since this parametrization avoids the LCMS problems of shifting frames, we suggest that the concept of the LCMS be abandoned in favor of using rapidity coordinates. We also showed that the existence of an out-longitudinal cross term is not affected by this choice of coordinates or frames, although its actual size is.

The analytic expressions for the HBT size parameters developed in this paper have been tested numerically and were found to be sufficiently accurate for being useful in obtaining good qualitative insights on the effects which various features of the source have on the shape of the correlation function. We also studied explicitly the usually neglected corrections due to the off-shell nature of the average 4-momentum entering in the correlation function and found them to be very small ($< 3\%$). To the extent that our two models for the source emission function are reasonable approximations to reality, these relations can be used to study the effects of longitudinal and transverse flow and of the time and duration of the freeze-out process on the HBT data. We have checked that the models produce single particle spectra with reasonable shapes which very likely can be used for good fits to the data (in particular once resonance decays are included). A more detailed analysis of the HBT data in the framework of these models thus appears as an attractive project.

6 Appendix

In this appendix, we prove that in the limit $K_\perp \rightarrow 0$, $R_\perp^2 \rightarrow R_s^2$ and the cross term of either eq. (30) or eq. (42) vanishes (depending on the coordinate system used). The crucial ingredient of the proof is that the emission function is a Lorentz scalar whose K dependence only enters in the form of scalar products with cylindrically symmetric local 4-vectors. For simplicity in the following, we will assume that there is only one such local 4-vector, but generalization to the emission function of (10) can be done trivially.

We assume an emission function of the form

$$S(x, K) = \bar{S}(t, \rho, z, m^2, \psi) \quad (72)$$

where in a cartesian coordinate system

$$\psi = K \cdot u(x) = E_K u_0 - K_\perp u_\rho \cos \phi - K_L u_z \quad (73)$$

and u_0 , u_ρ , and u_z are independent of ϕ . Using rapidity coordinates as in (32) and (39) on the other hand, we can see that

$$\psi = m_t u_t \text{ch}(Y - \xi) - K_\perp u_\rho \cos \phi \quad (74)$$

where u_t , ξ and u_ρ are independent of ϕ .

In either case, as long as the ψ dependence of \bar{S} is smooth, it follows that

$$\begin{aligned} \lim_{K_\perp \rightarrow 0} \int d^4x \cos \phi f(t, \rho, z) \bar{S} &= 0 \\ \lim_{K_\perp \rightarrow 0} \int d^4x \cos \phi f(t, \rho, z) \frac{\partial \bar{S}}{\partial \psi} &= 0 \\ \lim_{K_\perp \rightarrow 0} \int d^4x \cos \phi f(t, \rho, z) \frac{\partial^2 \bar{S}}{\partial \psi^2} &= 0 \end{aligned} \quad (75)$$

for any ϕ -independent function f . From the first of the above equations we can see that

$$\lim_{K_\perp \rightarrow 0} \langle f(t, \rho, z) \cos \phi \rangle = 0 \quad (76)$$

in particular $\langle x \rangle = \langle \rho \cos \phi \rangle = 0$, and consequently the non-derivative terms of $R_{\perp L}^2$ and $R_{\perp y}$ vanish in the limit $K_{\perp} \rightarrow 0$. Furthermore, since

$$\lim_{K_{\perp} \rightarrow 0} \langle \rho^2 \cos^2 \phi \rangle = \lim_{K_{\perp} \rightarrow 0} \langle \rho^2 \sin^2 \phi \rangle = \frac{1}{2} \langle \rho^2 \rangle , \quad (77)$$

i.e. $\langle x^2 \rangle = \langle y^2 \rangle = \frac{1}{2} \langle \rho^2 \rangle$, it can be seen that the non-derivative terms of R_{\perp}^2 equal those of R_s^2 in that limit.

As for the momentum derivative terms, from eq. (75) we have

$$\lim_{K_{\perp} \rightarrow 0} \frac{d}{dK_{\perp}} P_1(\vec{K}) = - \int d^4x u_{\rho} \cos \phi \frac{\partial \bar{S}}{\partial \psi} = 0 \quad (78)$$

in either set of coordinates. Similarly,

$$\lim_{K_{\perp} \rightarrow 0} \frac{d}{dK_L} \frac{d}{dK_{\perp}} P_1(\vec{K}) = \lim_{K_{\perp} \rightarrow 0} \frac{d}{dY} \frac{d}{dK_{\perp}} P_1(\vec{K}) = 0 . \quad (79)$$

Since

$$\frac{d}{dK_L} \frac{d}{dK_{\perp}} \ln P_1(\vec{K}) = \frac{1}{P_1(\vec{K})} \frac{d}{dK_L} \frac{d}{dK_{\perp}} P_1(\vec{K}) - \frac{1}{[P_1(\vec{K})]^2} \left(\frac{dP_1(\vec{K})}{dK_L} \right) \left(\frac{dP_1(\vec{K})}{dK_{\perp}} \right) , \quad (80)$$

we have proved that $R_{\perp L}^2$ of (30) vanishes for $K_{\perp} \rightarrow 0$. The proof for $R_{\perp y}$ follows simply by replacing d/dK_L with d/dY in the above equation.

The momentum derivative term for the “out” radius does not vanish in this limit, rather in the cartesian system it takes the form

$$\lim_{K_{\perp} \rightarrow 0} \frac{d^2}{dK_{\perp}^2} P_1(\vec{K}) = \lim_{K_{\perp} \rightarrow 0} \int d^4x \left(\frac{u_0}{E_K} \frac{\partial \bar{S}}{\partial \psi} + u_{\rho}^2 \cos^2 \phi \frac{\partial^2 \bar{S}}{\partial \psi^2} \right) . \quad (81)$$

The derivative term for the “side” radius is a bit trickier since it involves a ratio of two quantities which vanish in the $K_{\perp} \rightarrow 0$ limit

$$\lim_{K_{\perp} \rightarrow 0} \frac{1}{K_{\perp}} \frac{d}{dK_{\perp}} P_1(\vec{K}) = \lim_{K_{\perp} \rightarrow 0} \int d^4x \left(\frac{u_0}{E_K} - \frac{u_{\rho}}{K_{\perp}} \cos \phi \right) \frac{\partial \bar{S}}{\partial \psi} \quad (82)$$

Determination of the appropriate limit of the second term above is found by the rule of l’Hospital by dividing the derivative (with respect to K_{\perp}) of the numerator by the derivative of the denominator. When this is done, the results for the “side” and “out”

directions become identical. A similar argument can be used to show the same thing in the rapidity coordinate system.

Acknowledgements:

We would like to thank T. Csörgö and T. Alber for clarifying and stimulating discussions. This work was supported in part by BMFT, DFG, and GSI.

References

- [1] D. Boal, C.K. Gelbke, and B. Jennings, Rev. Mod. Phys. **62** (1990) 553.
- [2] G.F. Bertsch, P. Danielewicz, and M. Herrmann, Phys. Rev. **C49** (1994) 442.
- [3] E. Shuryak, Phys. Lett. **B44** (1973) 387; Sov. J. Nucl. Phys. **18** (1974) 667.
- [4] S. Pratt, T. Csörgö and J. Zimányi, Phys. Rev. **C42** (1990) 2646.
- [5] I.V. Andreev, M. Plümer, and R.M. Weiner, Int. J. Mod. Phys. **A8** (1993) 4577.
- [6] S. Chapman and U. Heinz, Phys. Lett. **B340** (1994) 250.
- [7] S. Chapman, P. Scotto and U. Heinz, Regensburg preprint TPR-94-28, hep-ph/9408207, submitted to Phys. Rev. Lett.
- [8] Y. Sinyukov, Talk presented at Nato Advanced Research Workshop “Hot Hadronic Matter: Theory and Experiment”, Divonne June 27 - July 1, 1994; to be published in the Proceeding by Plenum Press.
- [9] T. Csörgö, B. Lørstad, and J. Zimányi, Phys. Lett. **B338** (1994) 134.
- [10] T. Csörgö, Lund preprint LUNFD6 (NFFL -7081) (1994); T. Csörgö, B. Lørstad, Lund preprint LUNFD6 (NFFL -7082) (1994).
- [11] M. Gyulassy, S.K. Kauffmann, and L.W. Wilson, Phys. Rev. **C20** (1979) 2267.
- [12] B.R. Schlei et. al., Phys. Lett. **B293** (1992) 275; J. Bolz et. al., Phys. Lett. **B300** (1993) 404.

- [13] A.N. Makhlin and Y.M. Sinyukov, Sov. J. Nucl. Phys. **46** (1987) 345.
- [14] NA35 Coll., T. Alber et al., Frankfurt preprint IKF-HENPG/9-94, submitted to Z. Phys. C.
- [15] NA35 Coll., G. Roland et al., Nucl. Phys. **A566** (1994) 527c; NA35 Coll., D. Ferenc et al., Frankfurt preprint IKF-HENPG/2-94 (1994); NA44 Coll., M. Sarabura et al., Nucl. Phys. **A544** (1992) 125c; E802 Coll., T. Abbott et al., Phys. Rev. Lett. **69** (1992) 1030.
- [16] NA35 Coll., P. Seyboth et al., Nucl. Phys. **A544** (1992) 293c; NA35 Coll., D. Ferenc et al., Nucl. Phys. **A544** (1992) 531c.
- [17] NA44 Coll., H. Beker et al., CERN-PPE/94-119, submitted Phys. Rev. Lett.
- [18] T. Csörgö and S. Pratt, Lund preprint LU TP 91-10, in : Proc. of the Workshop on Relativistic Heavy Ion Physics, preprint KFKI-1991 - 28/A, p. 75.
- [19] K. S. Lee, E. Schnedermann, and U. Heinz, Z. Phys. **C48** (1990) 525.
- [20] A. Makhlin and Y. Sinyukov, Z. Phys. **C39** (1988) 69.
- [21] This was not seen in [10] where only the first order corrections were calculated in the LCMS frame, $\beta_L = 0$.
- [22] M. Gyulassy, lecture given at the Budapest Workshop on High Energy Heavy Ion Physics, August 25-28, 1994.
- [23] From (30) one sees that in the LCMS frame (denoted by primed variables as in (52)) the cross term is given by :

$$\begin{aligned}
R_{\perp L}^2 &= (\langle x \tau \text{sh} \eta' \rangle - \langle x \rangle \langle \tau \text{sh} \eta' \rangle) \\
&- \frac{K_{\perp}}{m_t} \left(\langle \tau^2 \text{ch} \eta' \text{sh} \eta' \rangle - \langle \tau \text{ch} \eta' \rangle \langle \tau \text{sh} \eta' \rangle \right) ,
\end{aligned}$$

up to small logarithmic corrections. This clearly vanishes as soon as the source $S(x, K)$ becomes reflection symmetric under $\eta' \longrightarrow -\eta'$. Please note that for a

longitudinally boost invariant velocity profile, this symmetry is broken only by the space time rapidity distribution of the point-like sources.

- [24] U. Mayer, E. Schnedermann, and U. Heinz, Phys. Lett. **B294** (1992) 69.