

Is $X(1812)$ a $(K^*\bar{K}^*)$ Molecular State?

Hong Chen^a, Rong-Gang Ping^b

a) School of Physics, Southwest University, Chongqing, 400715, China.

b) Institute of High Energy Physics, Chinese Academy of Sciences,
P.O. Box 918(1), Beijing 100049, China;[†]

Abstract

We investigate the possibility of producing the $\omega\phi$ threshold enhancement recently observed in the $J/\psi \rightarrow \gamma X(1812)$, $X(1812) \rightarrow \omega\phi$ at BES by assuming the $X(1812)$ to be a candidate of $(K^*\bar{K}^*)$ molecular state. We evaluate the decay rate of $X(1812) \rightarrow \eta\eta'$, $\eta\eta$, $\omega\phi$, K^+K^- , $\rho^+\rho^-$, $\omega\omega$, $K^{*+}K^{*-}$ and $\pi^+\pi^-$ based on the $X(1812)$ to be a candidate of $(K^*\bar{K}^*)$ molecule. It turns out the $X(1812)$ dominantly decays into $\eta\eta'$ and $\eta\eta$. These channels are suggested to be the laboratory to test the molecular scenario in experiment. We also evaluate the branching fraction $Br(X \rightarrow \omega\phi) \simeq 4.60\%$. However, the $X(1812)$ has small branching fractions to decay into other VV or PP final states, from which it seems to be consistent with the experimental observation. In the molecular scenario, the $X(1812)$ production rate is also evaluated to be $\Gamma(J/\psi \rightarrow \gamma X)/\Gamma(J/\psi \rightarrow \gamma K^{*+}K^{*-}) = 2.13_{-1.85}^{+7.41}$, which seems to be consistent with the measured value 2.83 ± 0.92 .

PACS:13.20.Gd, 12.39.-x, 13.30.Eg.

Key words: J/ψ , Quark model, Molecular state, exotic state.

1 Introduction

The observation of a near-threshold enhancement in $J/\psi \rightarrow \gamma X$, $X \rightarrow \omega\phi$ at BESII [1] immediately provokes discussion about its nature. This enhancement is reported to favor $J^{PC} = 0^{++}$ in a partial wave analysis with a mass and width of $M = 1812_{-26}^{+19}(\text{stat}) \pm 18(\text{syst})$ and $\Gamma = 105 \pm 20(\text{stat}) \pm 28(\text{syst})$ MeV, respectively, and a production branching ratio, $B(J/\psi \rightarrow \gamma X) \cdot B(X \rightarrow \omega\phi) = [2.61 \pm 0.27(\text{stat}) \pm 0.65(\text{syst})] \times 10^{-4}$. This resonant state is named as $X(1812)$ in the following part.

Emergence of the $X(1812)$ add a new puzzle to the scalar sector of mesons. The most interesting feature about $X(1812)$ is that it seems to have a strange production and decay mechanism observed in the $J/\psi \rightarrow \gamma\omega\phi$. If the component quarks of ω and ϕ are assigned as $(u\bar{u} + d\bar{d})/\sqrt{2}$ and $s\bar{s}$, one expects that this double OZI suppressed process should have a smaller branching fraction, at least less than the OZI allowed processes, e.g. $J/\psi \rightarrow \gamma\phi\phi$ or $\gamma\omega\omega$. It seems that the $X(1812)$ has a large contribution to the $J/\psi \rightarrow \gamma\omega\phi$ decay. Moreover, if the scalar of $X(1812)$ is assigned as the $q\bar{q}$ ordinary meson, it weakly couples to the decay mode of $\omega\phi$ and has a small phase space to decay into $\omega\phi$ near the threshold. However, the observed branching fraction is at the order of 10^{-4} . So it is difficult to fit the $X(1812)$ into the spectrum of ordinary $q\bar{q}$ mesons. Many efforts have been made to interpret the $X(1812)$ as the exotic state[2, 3, 4], such as glueball[5, 6], hybrid [7, 8] and four-quark state [9]. The contributions from final state interactions of $f_0(1710)$ decays into PP and VV states are already investigated [10].

^{*}Mailing address

[†]E-mail: pingrg@mail.ihep.ac.cn

Search for ordinary decay modes of the $X(1812)$ is essential for understanding its structure. Like the other scalar mesons, e.g. $f_0(1500)$, one expects that the $X(1812)$ may have a large fractions to decay into PP and VV states. However, no more experimental information on $X(1812)$ are available, a thorough investigation on all possible production and decay mechanisms for $X(1812)$ is thus necessary for understanding data, such as the molecule scenario should be inspected. The wide resonance K^* and its pair $(K^*\bar{K}^*)$ near the $X(1812)$ threshold make it a candidate for such a consideration. PDG [16] quotes $M = 891.66 \pm 0.26$ MeV and $\Gamma = 50.8 \pm 0.9$ MeV as the average value of the mass and total width for the $K^{*\pm}$, and almost the same values for the K^{*0} . If the width of a resonance is regarded as the full width at half maximum of the mass distribution in a nonrelativistic Breit-Wigner form, the $K^*\bar{K}^*$ pair still has a large probability to lay within the $X(1812)$ mass region. Moreover, the production of $K^*\bar{K}^*$ is copious in the $J/\psi \rightarrow \gamma K^*\bar{K}^*$ with the branching fraction $Br(J/\psi \rightarrow \gamma K^*\bar{K}^*) = (4.0 \pm 1.3) \times 10^{-3}$ [16]. Some interactions between the K^* and \bar{K}^* can not be ruled out, thus give rise to the reaction $K^*\bar{K}^* \rightarrow \omega\phi$ possibly.

The theoretical studies on the scalar meson structure are always the controversial subject in particle physics, and the sparse experimental information makes it more difficult to draw a decisive conclusion about their nature. Even for the well established scalar $f_0(980)$ and $a_0(980)$, there are still more puzzles about their mass, decay rates and so on. Many theoretical efforts have been made in literatures to study the scalar as the exotic mesons, such as the four-quark states [17], glueballs or hybrids [18] and molecules [19]. In the quark potential model, the molecule of $K^*\bar{K}^*$ is predicted to be $f_0(1710)$ [20] with a bound energy about 70 MeV. However, the quark model based on the pairwise effective interactions predicted that there exists a weak bound molecule near the threshold, such as the $D\bar{D}$ molecule [21] with the bound energy about 3 MeV. Near the $K^*\bar{K}^*$ threshold, the possibility that some interactions between $K^*\bar{K}^*$ pair might give rise to the weakly bound molecular state can not be ruled out.

In brief, the production and decay mechanism of the $X(1812)$ observed in the $J/\psi \rightarrow \gamma\omega\phi$ deserves to do a thorough investigation, especially by assigning the $X(1812)$ as a molecular state, from which we expect to learn more about $X(1812)$. The $(K^*\bar{K}^*)$ pair could be a candidate of such consideration. As follows, we will formulate the $X(1812)$ decay and production rates by assuming the $X(1812)$ as the $K^*\bar{K}^*$ molecule, from which we hope to see whether the experimental data could be understood in this scenario, and which channel could be possibly used to look for the $X(1812)$ in experiment and to find its trace again. Therefore, all possible descriptions about the $X(1812)$ structure are subject to the experimental test in the future, and the comparison between the data and the theoretical prediction may shed some light on the $X(1812)$ nature.

2 Decay Mechanism

The experimental information on the $X(1812)$ shows that the $J^{PC} = 0^{++}$ is favored. So, in the scenario of $(K^*\bar{K}^*)$ molecular state, the $K^*\bar{K}^*$ is chosen as the orbital ground state $L = 0$ and the spin singlet state $S = 0$, the wave function can be chosen as [20]:

$$\Psi_{(K^*\bar{K}^*)} = \sum_{m_1, m_2} C_{1m_1, 1m_2}^{00} \epsilon(m_1) \epsilon(m_2) \varphi_{K^*}(\mathbf{p}_1) \varphi_{\bar{K}^*}(\mathbf{p}_2) \Psi_{(K^*\bar{K}^*)}(\mathbf{p}_1 - \mathbf{p}_2), \quad (1)$$

where $\epsilon(m_i)$ is the spin wave function of K^* or \bar{K}^* , and the $\varphi_K(p_i)$ is the K^* or \bar{K}^* wave function in momentum space.

At hadronic level, the $K^*\bar{K}^*$ can be scattered into the $\omega\phi$ final state by exchanging a meson as assumed in [10]. At quark level, such a meson-meson scattering process has already been investigated by many authors in quark model [11]-[15]. It is found that the process can be described by one gluon exchange (OGE) between qq or $\bar{q}\bar{q}$ pair, by which one found that it gives an excellent description both for the light and heavy meson-meson scattering process. By analog with these models, we describe the reaction $K^*\bar{K}^* \rightarrow MM$ to begin with the quark-quark scattering, then leads to the quark rearrangement between the two color singlet clusters and subsequent formation of the final two mesons as shown in Fig. 1(a-d). In addition, the $q\bar{q}$ annihilation may take place between K^* and \bar{K}^* clusters and leads to the $(K^*\bar{K}^*)$ molecule to decay into the different final state as shown in Fig. 2.

As the $K^*\bar{K}^*$ in the molecule are weakly bound, we may relate this decay rate to the cross section $\sigma(K^*\bar{K}^* \rightarrow M_1 M_2)$ near threshold, by analog with the calculation of the decay rate of 1S_0

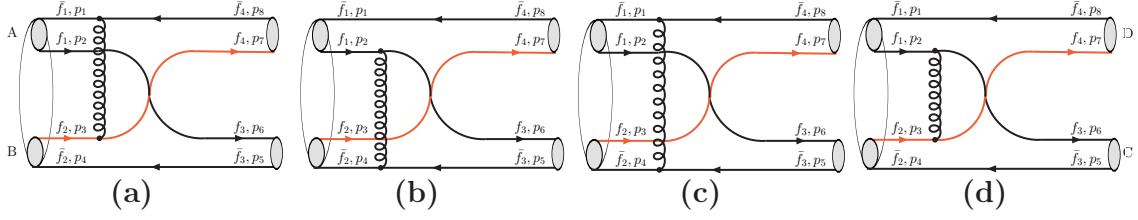


Fig. 1: The four meson-meson scattering diagrams by exchanging $f_1 f_2$ quarks, and similarly by exchanging $\bar{f}_1 \bar{f}_1$ quarks.

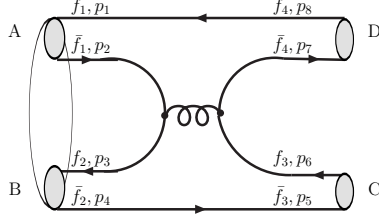


Fig. 2: The schematic diagram for decays of the $K^* \bar{K}^*$ molecule via a $q \bar{q}$ annihilation.

positronium to $\gamma\gamma$. The decay rate for a $(K^* \bar{K}^*)$ -molecular is [22]:

$$\Gamma((K^* \bar{K}^*) \rightarrow M_1 M_2) = \sigma(K^* \bar{K}^* \rightarrow M_1 M_2) \cdot v_{rel} \cdot |\Psi_{(K^* \bar{K}^*)}(0)|^2, \quad (2)$$

where v_{rel} is the relative velocity of the K^* and \bar{K}^* , $\Psi_{(K^* \bar{K}^*)}(0)$ is the $(K^* \bar{K}^*)$ -molecule wave-function at the origin $\mathbf{r} = 0$. The cross section can be expressed by the invariant amplitudes for the scattering of $K^* \bar{K}^*$ to the final meson pair, i.e.

$$\frac{d\sigma}{dt} = \frac{1}{64\pi s^2} \frac{1}{|P_{Acm}|^2} |\mathcal{M}|^2, \quad (3)$$

where the Mandelstam variable $t = M_A^2 - E_A E_C + 2\mathbf{P}_A \cdot \mathbf{P}_C + M_C^2$. The invariant amplitude \mathcal{M} is generally expressed by:

$$\mathcal{M} = \langle M_1 M_2 | H_I | (K^* \bar{K}^*) \rangle = F_{\text{color}} F_{\text{flavor}} F_{\text{spin+space}} \quad (4)$$

For the quark-exchange mechanism and the quark-annihilation mechanism, $F_{\text{color}} = 4/9$.

The flavor factors are calculated based on the flavor functions of the final meson pair and the $K^* \bar{K}^*$ with the interaction H_f , which can be written as, for example,

$$H_f = \begin{cases} \delta_{f_1 f_3} \delta_{f_2 f_4} \delta_{\bar{f}_1 \bar{f}_4} \delta_{\bar{f}_2 \bar{f}_3} & \text{for Fig. 1 (a),} \\ a_{f_4}^+ a_{f_3}^+ a_{\bar{f}_1} a_{f_2} & \text{for Fig. 2.} \end{cases} \quad (5)$$

where f denotes quark flavor, a_f^+ and a_f are the quark f creation and annihilation operator, respectively.

The contributions from the spin and space parts are denote by:

$$F_{\text{spin+space}} = \langle \varphi_{M_1} \varphi_{M_2} | H_{ss} | \varphi_{K^*} \varphi_{\bar{K}^*} \rangle, \quad (6)$$

where φ_M and φ_{K^*} denote the wave functions of decayed meson and K^* molecular state in spin and coordinate space, respectively. They are directly evaluated by the Feynman diagram as shown in Fig. 1 and Fig. 2. It reads:

$$\begin{aligned} F_{\text{spin+space}} &= \frac{1}{(2\pi)^6} \int \left[\prod_{i=1}^8 d^3 \mathbf{p}_i \right] \mathcal{H} \varphi_{K^*}(\mathbf{p}_1 - \mathbf{p}_2) \varphi_{\bar{K}^*}(\mathbf{p}_3 - \mathbf{p}_4) \varphi_{\bar{M}_1}(\mathbf{p}_5 - \mathbf{p}_6) \varphi_{M_2}(\mathbf{p}_7 - \mathbf{p}_8) \\ &\times \delta^3(\mathbf{P}_A - \mathbf{p}_1 - \mathbf{p}_2) \delta^3(\mathbf{P}_B - \mathbf{p}_3 - \mathbf{p}_4) \delta^3(\mathbf{P}_C - \mathbf{p}_5 - \mathbf{p}_6) \delta^3(\mathbf{P}_D - \mathbf{p}_7 - \mathbf{p}_8), \end{aligned} \quad (7)$$

For the quark $f_1 f_2$ exchange mode, the operator \mathcal{H} reads:

$$\mathcal{H}_{ex}^{(a)} = \frac{1}{(p_7 - p_3)^2} \bar{v}(s_1, p_1) \gamma_\mu v(s_8, p_8) \bar{u}(s_7, p_7) \gamma^\mu u(s_3, p_3) \delta_{s_4, s_5} \delta_{s_2, s_6} \delta^3(\mathbf{p}_4 - \mathbf{p}_5) \delta^3(\mathbf{p}_2 - \mathbf{p}_6), \quad (8)$$

$$\mathcal{H}_{ex}^{(b)} = \frac{1}{(p_6 - p_3)^2} \bar{v}(s_4, p_4) \gamma_\mu v(s_5, p_5) \bar{u}(s_6, p_6) \gamma^\mu u(s_2, p_2) \delta_{s_2, s_7} \delta_{s_1, s_8} \delta^3(\mathbf{p}_2 - \mathbf{p}_7) \delta^3(\mathbf{p}_1 - \mathbf{p}_8), \quad (9)$$

$$\mathcal{H}_{ex}^{(c)} = \frac{1}{(p_5 - p_4)^2} \bar{v}(s_1, p_1) \gamma_\mu v(s_8, p_8) \bar{v}(s_4, p_4) \gamma^\mu v(s_5, p_5) \delta_{s_2, s_6} \delta_{s_3, s_7} \delta^3(\mathbf{p}_2 - \mathbf{p}_6) \delta^3(\mathbf{p}_3 - \mathbf{p}_7), \quad (10)$$

$$\mathcal{H}_{ex}^{(d)} = \frac{1}{(p_6 - p_2)^2} \bar{u}(s_6, p_6) \gamma_\mu u(s_2, p_2) \bar{u}(s_7, p_7) \gamma^\mu u(s_3, p_3) \delta_{s_1, s_8} \delta_{s_4, s_5} \delta^3(\mathbf{p}_1 - \mathbf{p}_8) \delta^3(\mathbf{p}_4 - \mathbf{p}_5), \quad (11)$$

where $u(s_i, p_i)$ and $v(s_i, p_i)$ are the quark and antiquark Dirac spinor with the normalization condition $u^\dagger(s, p)u(s, p) = v^\dagger(s, p)v(s, p) = 2p^0$. For the quark $\bar{f}_1 \bar{f}_2$ exchange mode, it has the same diagram and the operator \mathcal{H}_{ex} takes the similar form.

For the quark $\bar{f}_1 f_2$ and $f_1 \bar{f}_2$ annihilation mode, the interaction \mathcal{H} are respectively given by:

$$\mathcal{H}_{an}^{\bar{f}_1 f_2} = \frac{1}{(p_2 + p_3)^2} \bar{v}(s_7, p_7) \gamma_\mu u(s_6, p_6) \bar{u}(s_3, p_3) \gamma^\mu v(s_2, p_2) \delta_{s_1, s_8} \delta_{s_4, s_5} \delta^3(\mathbf{p}_1 - \mathbf{p}_8) \delta^3(\mathbf{p}_4 - \mathbf{p}_5), \quad (12)$$

$$\mathcal{H}_{an}^{f_1 \bar{f}_2} = \frac{1}{(p_1 + p_4)^2} \bar{u}(s_1, p_1) \gamma_\mu v(s_4, p_4) \bar{v}(s_5, p_5) \gamma^\mu u(s_8, p_8) \delta_{s_2, s_7} \delta_{s_3, s_6} \delta^3(\mathbf{p}_2 - \mathbf{p}_7) \delta^3(\mathbf{p}_3 - \mathbf{p}_6), \quad (13)$$

3 Production Mechanism

The production of the molecule ($K^* \bar{K}^*$) is assumed via the J/ψ radiative decays into a photon and two gluons, then followed by the formation of the meson pair of $K^* \bar{K}^*$. The experimental measurement shows that this decay has a large branching fraction ($\text{Br} = (4.0 \pm 1.3) \times 10^{-3}$). Some interactions between the $K^* \bar{K}^*$ pair may give birth to the ($K^* \bar{K}^*$) molecule as shown in Fig. 3.

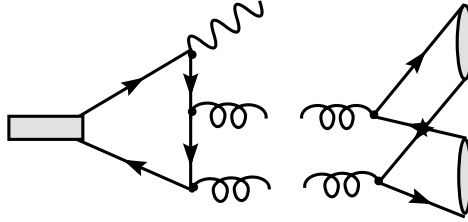


Fig. 3: The schematic diagram for the production of the ($K^* \bar{K}^*$) molecule in J/ψ radiative decays.

For $J/\psi(E) \rightarrow \gamma(\epsilon, k)g(\epsilon_1, k_1)g(\epsilon_2, k_2)$, the amplitude can be expressed by [23]:

$$A_{\alpha\nu\nu_1\nu_2}^{\psi \rightarrow \gamma gg} E^\alpha \epsilon^{*\nu} \epsilon_1^{*\nu_1} \epsilon_2^{*\nu_2} = 8i \frac{R_\psi(0)}{\sqrt{4\pi M^3}} \frac{M^2 a_v}{(k_1 + k_2) \cdot k(k + k_1) \cdot k_2(k + k_2) \cdot k_1}, \quad (14)$$

with

$$\begin{aligned} a_v &= \{ \epsilon_1^* \cdot \epsilon_2^* [-k_1 \cdot k \epsilon \cdot k_2 E \cdot k_1 - k_2 \cdot k \epsilon^* \cdot k_1 E \cdot k_2 - k_1 \cdot k k_2 \cdot k E \cdot \epsilon^*] \\ &+ E \cdot \epsilon^* [k_1 \cdot k \epsilon_1^* \cdot k_2 \epsilon_2 \cdot k + k_2 \cdot k \epsilon_2^* \cdot k_1 \epsilon_1^* \cdot k - k_1 \cdot k_2 \epsilon_1^* \cdot k \epsilon_2^* \cdot k] \} \\ &+ \{ \epsilon_1, k_1 \leftrightarrow \epsilon, k \} + \{ \epsilon_2, k_2 \leftrightarrow \epsilon, k \}, \end{aligned} \quad (15)$$

where E, ϵ_1 and ϵ_2 are polarization vectors for J/ψ , photon and gluons, respectively, and their momentum are denoted by k, k_1 and k_2 , respectively. $R_\psi(0)$ is the J/ψ radial wave function at origin in coordinate space.

For $g(\epsilon_1, k_1)g(\epsilon_2, k_2) \rightarrow K^*(\epsilon_{k_1}, P_2)\bar{K}^*(\epsilon_{k_2}, P_2)$, one has

$$\begin{aligned} A_{\mu_1, \mu_2}^{gg \rightarrow K^* \bar{K}^*} \epsilon_1^{\mu_1} \epsilon_2^{\mu_2} &= \frac{1}{2} \frac{1}{4 \sqrt{p_1^0 p_2^0 q_1^0 q_2^0}} \frac{1}{\sqrt{(q_1^0 + m_s)(q_2^0 + m_s)(p_1^0 + m_u)(p_2^0 + m_u)}} \frac{R_{K^*}^2(0)}{4\pi} \\ &\times \text{Tr}[(\not{q}_1 + m_s) \not{\epsilon}_{k_1} (\not{p}_1 + m_u) \not{\epsilon}_{k_2} (-\not{q}_2 + m_s) \epsilon_{K_2} (\not{p}_2 + m_u) \not{\epsilon}_1 + (\epsilon_1 \leftrightarrow \epsilon_2)], \end{aligned} \quad (16)$$

where $R_{K^*}(0)$ is the K^* wave function at origin, and p_1 and q_1 are respectively the momentum of u -quark and s -quark bound in K^* , and the antiparticle counterparts denoted by p_2 and q_2 with $p_1 = m_s P_1 / (m_s + m_u)$ and $q_2 = m_s P_2 / (m_s + m_u)$.

If we assume the $K^* \bar{K}^*$ pair to be a molecular state, which is phenomenologically described by a wave function $\Phi(\mathbf{P}_1 - \mathbf{P}_2)$, then the amplitudes reads:

$$A_{\mu_1, \mu_2}^{gg \rightarrow (K^* \bar{K}^*)} \epsilon_1^{\mu_1} \epsilon_2^{\mu_2} = \int \frac{d^3 \mathbf{q}}{\sqrt{2q^0} (2\pi)^3} A_{\mu_1, \mu_2}^{gg \rightarrow K^* \bar{K}^*} \epsilon_1^{\mu_1} \epsilon_2^{\mu_2} \Psi_{(K^* \bar{K}^*)}(\mathbf{q}), \quad (17)$$

For $J/\psi \rightarrow \gamma K^* \bar{K}^*$ the decay width reads:

$$\Gamma = \frac{(2\pi)^4}{M_\psi} \sum \int \left| \frac{g_{\nu_1 \mu_1} g_{\nu_2 \mu_2}}{(p_1 + q_2)^2 (p_2 + q_1)^2} A_{\alpha \nu \nu_1 \nu_2}^{\psi \rightarrow \gamma gg} E^\alpha \epsilon^{*\nu} A_{\mu_1, \mu_2}^{gg \rightarrow K^* \bar{K}^*} \right|^2 d\phi_3, \quad (18)$$

where ϕ_3 is a standard 3-body phase space factor.

For $J/\psi \rightarrow \gamma(K^* \bar{K}^*)$ the decay width reads:

$$\Gamma = \frac{1}{8\pi} \sum \left| \frac{g_{\nu_1 \mu_1} g_{\nu_2 \mu_2}}{(p_1 + q_2)^2 (p_2 + q_1)^2} A_{\alpha \nu \nu_1 \nu_2}^{\psi \rightarrow \gamma gg} E^\alpha \epsilon^{*\nu} A_{\mu_1, \mu_2}^{gg \rightarrow (K^* \bar{K}^*)} \right|^2 \frac{|\mathbf{P}_\gamma|}{M_\psi^2}, \quad (19)$$

where \mathbf{P}_γ is the photon momentum.

4 Numerical Results

To evaluate the $(K^* \bar{K}^*)$ molecule decay rate and the production rate, one should have a reliable method to described the wavefunctions of the low lying mesons. However, no rigorous theory from the QCD first principle for the light bound state are available, so one has to use the model to include the nonperturbative properties. Phenomenologically, we construct meson wave functions in the constituent quark model; they are decomposed into three parts, i.e. the flavor, spin and the space wavefunctions. For example, the wave function of K^{*+} is constructed as:

$$|K^{*+}\rangle = |u\bar{s}\rangle \epsilon(1, m) \varphi(\mathbf{p}), \quad (20)$$

where $\epsilon(1, m)$ denotes the symmetry spin wave function of two constituent quarks. For pseudoscalar mesons, it is chosen as asymmetric spin wave functions.

For η and η' mesons, we chose the mixing scheme to expand their flavor functions in terms of the singlet and octet quark flavor basis as:

$$\begin{aligned} |\eta\rangle &= \cos \phi |\eta_q\rangle - \sin \phi |\eta_s\rangle, \\ |\eta'\rangle &= \sin \phi |\eta_q\rangle + \cos \phi |\eta_s\rangle, \end{aligned} \quad (21)$$

where ϕ is the mixing angle, $|\eta_q\rangle = |u\bar{u} + d\bar{d}\rangle / \sqrt{2} \varphi_q(\mathbf{p})$ and $|\eta_s\rangle = |s\bar{s}\rangle \varphi_s(\mathbf{p})$, where $\varphi(\mathbf{p})$ is chosen as the ground harmonic oscillator basis associated the decay constants. In [24] the mixing angle and the decay constants are extracted from the experimental data as: $\phi = 39.3^\circ \pm 1.0^\circ$, $f_q = (1.07 \pm 0.02) f_\pi$ and $f_s = (1.34 \pm 0.06) f_\pi$. The flavor factors for $X(1812) \rightarrow \eta \eta'$, $\eta \eta$, together with the other final states, are summarized in Table 1.

The space wave function $\varphi(\mathbf{p})$ is solely dependent on the harmonic oscillator parameter β . From some studies on the spectroscopy and decay rates of the low lying scalar and vector meson, the decay constant of a meson can be determined from the experimental data, which is related to the meson wavefunction at the origin by $f_{P,V} = \sqrt{\frac{12}{M_{P,V}}} |\phi_{P,V}(0)|$. On the other hand, the wave function at the origin is related to the parameter β by $\phi_{P,V}(0) = (\beta^2/\pi)^{3/4}$. Table 2 summarizes the decay constants determined from experimental data [25] and the harmonic oscillator parameters determined from the relation $\beta_{P,V} = \sqrt{\pi} (\frac{M}{12})^{1/3} f_{P,V}^{2/3}$.

For $X(1812) \rightarrow M_1 M_2$ decays, the numerical calculation yields the ratios:

$$\begin{aligned} \Gamma_{\eta \eta'} : \Gamma_{\eta \eta} : \Gamma_{\omega \phi} : \Gamma_{K^+ K^-} : \Gamma_{\rho^+ \rho^-} : \Gamma_{\omega \omega} : \Gamma_{K^{*+} K^{*-}} : \Gamma_{\pi^+ \pi^-} = \\ 1.00 : 0.38 : 0.074 : 0.033 : 0.029 : 0.40 \times 10^{-3} : 0.92 \times 10^{-4} : 0.14 \times 10^{-5} \end{aligned} \quad (22)$$

Tab. 1: The flavor factor for the $K^* \bar{K}^*$ molecule decays into a meson pair via the quark exchange and annihilation mechanism.

$M_1 M_2$	Annihilation		Exchange
	$s\bar{s} \rightarrow u\bar{u}$	$u\bar{u} \rightarrow s\bar{s}$	$s \leftrightarrow u$ or $\bar{s} \leftrightarrow \bar{u}$
$\omega\omega$	1/2	0	0
$\rho^+ \rho^-$	1	0	0
$\omega\phi$	0	0	$1/\sqrt{2}$
$K^{*+} K^{*-}$	1	1	0
$\eta\eta$	$\cos^2 \phi/2$	$\sin^2 \phi$	$-\sqrt{2} \sin 2\phi$
$\eta\eta'$	$\sin 2\phi/4$	$-\sin^2 \phi/2$	$\cos 2\phi/\sqrt{2}$
$\pi^+ \pi^-$	1/2	0	0
$K^+ K^-$	$s\bar{s} \rightarrow s\bar{s} : 1$	$u\bar{u} \rightarrow u\bar{u} : 1$	0

Tab. 2: The harmonic parameter calculated with the mass M and the decay constant f_M [25] by the relation $\beta = \sqrt{\pi}(\frac{M}{12})^{1/3} f_M^{2/3}$

Meson	Mass (GeV)	f_M	β (GeV)
π	m_π	$f_\pi = 0.130$	0.103
η_q	m_π	$1.07 f_\pi$	0.108
η_s	$\sqrt{2m_K^2 - m_\pi^2}$	$1.34 f_\pi$	0.213
ρ	m_ρ	0.220	0.258
ω	m_ω	0.195	0.240
K	m_K	0.159	0.180
ϕ	m_ϕ	0.245	0.305
K^*	m_{K^*}	0.217	0.270

Tab. 3: The production rate of $\Gamma_{\gamma(K^*\bar{K}^*)}/\Gamma_{\gamma K^*\bar{K}^*}$ in terms of the rms of the $(K^*\bar{K}^*)$ molecule.

$\sqrt{\langle r^2 \rangle} \text{fm}$	0.5	0.8	1	1.5	2.0
$\Gamma_{\gamma(K^*\bar{K}^*)}/\Gamma_{\gamma K^*\bar{K}^*}$	9.54	3.79	2.13	0.66	0.28

For the production of the $(K^*\bar{K}^*)$ molecule in the $J/\psi \rightarrow \gamma(K^*\bar{K}^*)$, the production rate is depend on the overlap of the K^* and \bar{K}^* wave functions in momentum space. They are phenomenologically described by a ground harmonic oscillator bases with a parameter β , which is related to the root mean square (rms) radius by $\beta = \sqrt{\frac{3}{2\langle r^2 \rangle}}$. The model study using a nonrelativistic Hamiltonian with pairwise effective interactions shows that the rms become large when the binding energy of two-meson molecule decreases [26]. With the binding energy ranging from 100 MeV to a few of MeV, the rms runs from 0.3fm to 2 fm. Near the threshold of two bound meson, the rms of the molecule is about 1-2 fm. In our calculation, we naively set the β parameter within the range $0.5 \sim 2.0$ fm. The numerical calculation yields the ratio of the J/ψ decay width into $\gamma K^*\bar{K}^*$ and $\gamma(K^*\bar{K}^*)$ given in Table 3.

5 Discussion and Summary

Based on the scenario of $X(1812)$ to be a $(K^*\bar{K}^*)$ molecule, the decay rate and the production rate are evaluated. For $X(1812) \rightarrow PP$ and VV , the numerical results show that $X(1812)$ has larger branch fractions to decay into $\eta\eta'$ and $\eta\eta$, and has a small decay rate into $\omega\phi$, K^+K^- and $\rho^+\rho^-$, and almost forbidden to decay into $\pi\pi$. These results suggest that if $X(1812)$ is a $(K^*\bar{K}^*)$ molecule, it should be found in the decays $J/\psi \rightarrow \gamma X$, $X \rightarrow \eta\eta'$ and $\eta\eta$ except for the observed mode $X \rightarrow \omega\phi$. Unfortunately, due to the low statistics of the present data sample, no information on $J/\psi \rightarrow \gamma\eta\eta'$ and $\gamma\eta\eta$ decays are available in PDG table.

Figure 4 shows experimental information on the invariant mass distribution of two mesons in $J/\psi \rightarrow \gamma\omega\phi$, $\gamma\eta\eta$, $\gamma\rho^+\rho^-$, γK^+K^- , $\gamma\omega\omega$, $\gamma K^{*+}K^{*-}$ and $\gamma\pi^+\pi^-$. In $X(1812)$ mass region as seen in the $J/\psi \rightarrow \gamma\omega\phi$, no signal evidences are observed in the other decays. As for the decay $J/\psi \rightarrow \gamma\eta\eta$, it is firstly reported by the collaboration of Crystal Ball detector twenty years ago with a low statistics, but after that no confirmation was made by other collaborations. Our predictions are deserved to test in this decay, together with the $J/\psi \rightarrow \gamma\eta\eta'$. With a larger data sample accumulation and the improvement in the detector performance, especially for the photon identification for BESIII and CLEO detector, search for $X(1812)$ signals in these two channels are possibly achieved. In the $J/\psi \rightarrow \gamma\rho^+\rho^-$, the partial wave analysis (PWA) shows that the contribution from scalar near the mass of 1690 MeV dominates the $m_{\rho\rho}$ mass distribution. In the $J/\psi \rightarrow \gamma\pi^+\pi^-$, the PWA shows that significant resonance with mass 1270 MeV is favored the $J^{PC} = 2^{++}$, and small scalar components with mass equal to 1466 MeV and 1765 MeV are also reported. Recently, the BESII collaboration reported the PWA performed on the $J/\psi \rightarrow \gamma\omega\omega$. The results show that the contributors in the mass distribution of $m_{\omega\omega}$ below 2.0 GeV are predominantly pseudoscalar, and with a small contributions from $f_0(1710)$, $f_2(1640)$ and $f_2(1910)$. The PWA of the decay $J/\psi \rightarrow \gamma K^+K^-$ is also reported by BESII collaboration, the dominant contributions are from the scalar $f_0(1710)$ and the tensor $f_2'(1525)$. The PWA on the decay $J/\psi \rightarrow \gamma K^*\bar{K}^*$ is reported by BESII collaboration with 7.8 million J/ψ data, the results showed that a broad 0^{-+} resonance with mass $M = 1800$ MeV is observed, no significant 0^{++} , 1^{++} or 4^{++} signal is found. In short, no evidences for $X(1812)$ are currently observed in the hadron mass distribution of the radiative decay: $J/\psi \rightarrow \gamma\rho^+\rho^-$, γK^+K^- , $\gamma\omega\omega$, $\gamma K^{*+}K^{*-}$ and $\gamma\pi^+\pi^-$, from which it seems to be consistent with the our calculation based on the $(K^*\bar{K}^*)$ molecule picture. The further test of this scenario is expected to search for the $X(1812)$ in $J/\psi \rightarrow \gamma\eta\eta'$ and $\gamma\eta\eta$ decays in the future.

If we naively assume that the $(K^{*+}K^{*-})$ molecule dominantly decays into $\eta\eta'$, $\eta\eta$, $\omega\phi$, $K\bar{K}$ and $\rho\rho$, then one obtains $Br(X \rightarrow \omega\phi) \simeq 4.60\%$ from our calculations. From the measurement of $Br(J/\psi \rightarrow \gamma X)Br(X \rightarrow \omega\phi) = (2.61 \pm 0.71) \times 10^{-4}$, one has the production rate $Br(J/\psi \rightarrow \gamma X) = (5.67 \pm 0.07) \times 10^{-3}$. Combined with the PDG value, one has $\Gamma(J/\psi \rightarrow \gamma X)/\Gamma(J/\psi \rightarrow$

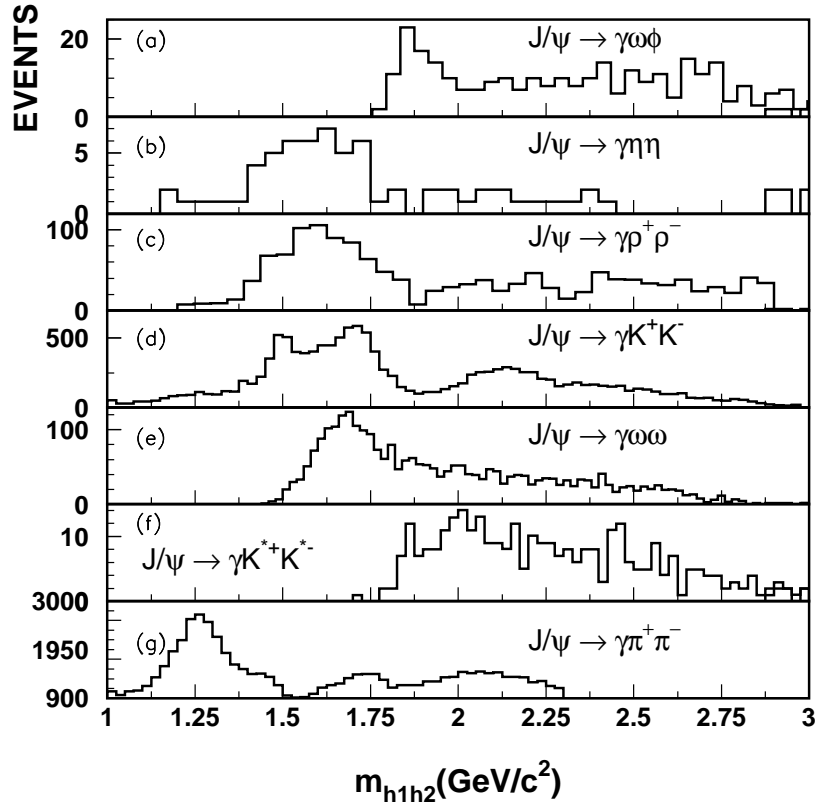


Fig. 4: The experimental measurement of mass distributions $m_{h_1 h_2}$ for radiative decays of $J/\psi \rightarrow \gamma h_1 h_2$, (a) $J/\psi \rightarrow \gamma \omega \phi$ [27], (b) $J/\psi \rightarrow \gamma \eta \eta$ [28], (c) $J/\psi \rightarrow \gamma \rho^+ \rho^-$ [29], (d) $J/\psi \rightarrow \gamma K^+ K^-$ [30], (e) $J/\psi \rightarrow \gamma \omega \omega$ [31], (f) $J/\psi \rightarrow \gamma K^{*+} K^{*-}$ [32], (g) $J/\psi \rightarrow \gamma \pi^+ \pi^-$ [33].

$\gamma K^{*+} K^{*-} = 2.83 \pm 0.92$. Our calculation yields $\Gamma(J/\psi \rightarrow \gamma X)/\Gamma(J/\psi \rightarrow \gamma K^{*+} K^{*-}) = 2.13_{-1.85}^{+7.41}$, where the central value corresponds to the $\sqrt{\langle r^2 \rangle} = 1.0$ fm, and the uncertainty corresponds to the range $0.5 \text{ fm} \leq \sqrt{\langle r^2 \rangle} \leq 2.0$ fm. It seems that the $(K^* \bar{K}^*)$ picture can yield the larger production rate of $X(1812)$, which seems to be comparable with the observed values.

It is important to look for decays of $X(1812) \rightarrow PP$ and VV in experiment for understanding its nature. Theoretically, these decays have been evaluated numerically by many authors using different models to describe the $X(1812)$ structure. For example, in four-quark picture [9], it is found that $X(1812) \rightarrow \omega\omega$, $K^* \bar{K}^*$ are the two dominant decay channels and $X(1812) \rightarrow K \bar{K}$, $\eta\eta$, $\eta\eta'$ are suppressed. While in glueball picture [5], the dominant decays are $X(1812) \rightarrow \rho\rho$ and $\omega\omega$, and decays into $\omega\phi$ and $K^* \bar{K}^*$ are highly suppressed. In the quarkonia-glueball-hybrid mixing scheme [8], it turns out that the branching fractions for $X(1812) \rightarrow K \bar{K}$ and $\eta\eta$ are about 30%, which adds up to about 70% of the total $X(1812)$ decay width. However, in our $(K^* \bar{K}^*)$ molecule picture, the dominate decays are $X(1812) \rightarrow \eta\eta'$ and $\eta\eta$.

In summary, we evaluate the decay rate of $X(1812) \rightarrow \eta\eta'$, $\eta\eta$, $\omega\phi$, $K^+ K^-$, $\rho^+ \rho^-$, $\omega\omega$, $K^{*+} K^{*-}$ and $\pi^+ \pi^-$ based on the $X(1812)$ to be a candidate of $(K^* \bar{K}^*)$ molecule. It turns out the $X(1812)$ dominantly decays into $\eta\eta'$ and $\eta\eta$. These channels are suggested to be the laboratory to test the molecular scenario in experiment. We also evaluate the branching fraction $Br(X \rightarrow \omega\phi) \simeq 4.60\%$. However, the $X(1812)$ has small branching fractions to decay into other VV or PP final states, from which it seems to be consistent with the experimental observation. In the molecular scenario, the $X(1812)$ production rate is also evaluated to be $\Gamma(J/\psi \rightarrow \gamma X)/\Gamma(J/\psi \rightarrow \gamma K^{*+} K^{*-}) = 2.13_{-1.85}^{+7.41}$, which seems to be consistent with the measured value 2.83 ± 0.92 .

Acknowledgements

The work is partly supported by the National Natural Science Foundation of China under Grant Nos. 10575083, 10435080, 10375074 and 10491303.

References

- [1] M. Ablikim et al. (BES Collaboration), Phys. Rev. Lett. 96, 162002 (2006).
- [2] F. E. Close and N. A. Tornqvist, J. Phys. G 28, R249 (2002).
- [3] C. Amsler and F. E. Close, Phys. Rep. 389, 61 (2004).
- [4] D. Horn and J. Mandula, Phys. Rev. D 17, 898 (1978).
- [5] P. Bicudo, S. R. Cotanch, F. J. Llanes-Estrada, and D. G. Robertson, hep-ph/0602172.
- [6] D.V. Bugg, hep-ph/0603018.
- [7] K. T. Chao, hep-ph/0602190.
- [8] X. G. He, X. Q. Li, X. Liu, and X. Q. Zeng, Phys. Rev. D 73, 114026 (2006).
- [9] B. A. Li, Phys. Rev. D 74, 054017 (2006).
- [10] Qiang Zhao and Bing-Son Zou, Phys. Rev. D 74, 114025 (2006).
- [11] T. Barnes, N. Black, D. J. Dean and E. S. Swanson, Phys. Rev. C 60, 045002.
- [12] T. Barnes, N. Black and E. S. Swanson, Phys. Rev. C 63, 025204.
- [13] T. Barnes and E.S. Swanson, Phys. Rev. D 46, 131 (1992); see also G.-Q. Zhao, X.G. Jing, and J.-C. Su, ibid. 58, 117503 (1998); D. Blaschke and G. Ropke, Phys. Lett. B 299, 332 (1993); K. Martins, D. Blaschke, and E. Quack, Phys. Rev. C 51, 2723 (1995).
- [14] E.S. Swanson, Ann. Phys. (N.Y.) 220, 73 (1992).
- [15] T. Barnes, E.S. Swanson, and J. Weinstein, Phys. Rev. D 46, 4868 (1992).
- [16] W-M Yao, et al, J. Phys. G: Nucl. Part. Phys. 33, 1 (2006).
- [17] R. J. Jaffe, Phys. Rev D 15, 267 (1977); 15, 281 (1977).
- [18] J. F. Donoghue, HADRON'1985, edited by S. Oneda, AIP Conf. Proc. No. 132 (AIP, New York, 1985), p.460.

- [19] J. Weinstein and N. Isgur, Phys. Rev. D **27**, 588 (1983); **41**, 2336 (1990); **43**, 95 (1991).
- [20] Jian-Xing Chen, *et. al.* Jian-Xing Chen, Ying-Hui Cao and Jun-Chen Su, Phys. Rev. C **64**, 065201 (2001).
- [21] Cheuk-Yin Wong, Phys. Rev. C **69**, 055202 (2004).
- [22] M. A. Strosio, Phys. Rep. C **22**, 215 (1975);
T. Barnes, Phys. Lett. B **165**, 434 (1985);
M. Shmatikov, Nucl. Phys. A **596**, 425 (1996).
- [23] J. G. Korner, J. H. Kuhn, M. Krammer and Heniz Scheneider, Nucl. Phys. B **229**, 115 (1983).
- [24] Th. Feldmann, P. Kroll and B. Stech, Phys. Rev. D **58**, 114006 (1998).
- [25] W-M Yao *et. al.* 2006 J. Phys. G: Nucl. Part. Phys. **33**, 1 (2006);
D. Ebert, R. N. Faustov, V. O. Galkin, Phys. Lett. B **635**, 93 (2006).
- [26] Cheuk-Yin Wong, Phys. Rev. C **69**, 055202 (2004).
- [27] M. Ablikim, *et. al.* BES collaboration, Phys. Rev. Lett. **96**, 162002 (2006).
- [28] Elliott D. Bloom and Charles W. Peck, Ann. Rev. Nucl. Part. Sci. **33**, 143 (1983).
- [29] R. M. Baltrusaitis, *et. al.* Mark III collaboration, Phys. Rev. D **33**, 1222 (1986).
- [30] J. Z. Bai, *et. al.* BES collaboration, Phys. Rev. D **68**, 052003 (2003).
- [31] M. Ablikim, *et. al.* BES collaboration, Phys. Rev. D **73**, 112007 (2006).
- [32] J. Z. Bai, *et. al.* BES collaboration, Phys. Lett. B **472**, 200 (2000).
- [33] M. Ablikim, *et. al.* BES collaboration, Phys. Lett. B **642**, 441 (2006).