

MARMOSET: THE PATH FROM LHC DATA TO THE NEW STANDARD MODEL VIA ON-SHELL EFFECTIVE THEORIES

Nima Arkani-Hamed¹, Philip Schuster, Natalia Toro

Jefferson Laboratory, Physics Department, Harvard University, Cambridge, MA 02138

Jesse Thaler

Department of Physics, University of California, Berkeley, CA 94720

Theoretical Physics Group, Lawrence Berkeley National Laboratory, Berkeley, CA 94720

Lian-Tao Wang

Department of Physics, Princeton University, Princeton, NJ 08544

Bruce Knuteson

Department of Physics, Massachusetts Institute of Technology, Cambridge, MA 02139

Stephen Mrenna

Fermi National Accelerator Laboratory, Batavia, IL 60510

Abstract

We describe a coherent strategy and set of tools for reconstructing the fundamental theory of the TeV scale from LHC data. We show that On-Shell Effective Theories (OSETs) effectively characterize hadron collider data in terms of masses, production cross sections, and decay modes of candidate new particles. An OSET description of the data strongly constrains the underlying new physics, and sharply motivates the construction of its Lagrangian. Simulating OSETs allows efficient analysis of new-physics signals, especially when they arise from complicated production and decay topologies. To this end, we present MARMOSET, a Monte Carlo tool for simulating the OSET version of essentially any new-physics model. MARMOSET enables rapid testing of theoretical hypotheses suggested by both data and model-building intuition, which together chart a path to the underlying theory. We illustrate this process by working through a number of data challenges, where the most important features of TeV-scale physics are reconstructed with as little as 5 fb^{-1} of simulated LHC signals.

¹Contact and supplemental information available at: <http://marmoset-mc.net>

Contents

1	Anticipating the New Standard Model	3
1.1	The New Standard Model at Low Luminosity	4
1.2	Introducing On-Shell Effective Theories	5
1.3	Inclusive Data Analysis with OSETs	8
1.4	SUSY Examples with OSETs	11
1.5	OSETs at the Energy Frontier	16
2	The Physics of On-Shell Effective Theories	17
2.1	Particle Production Without a Lagrangian	18
2.2	Decay Kinematics and Final State Correlations	24
2.3	Definition of an OSET	28
3	MARMOSET: A Tool for OSET Monte Carlo	31
3.1	Building a Simple OSET	33
3.2	Pair Production and Stable New Particles	34
3.3	Searches Using Single Processes and Measurements Using Many	36
3.4	CP Conjugation and Recycling Monte Carlo	37
3.5	Details of Pythia Interface and Implementation	39
3.6	BARD: A Related Tool and Analysis Strategy	41
4	Building OSETs from Data — An Example	43
4.1	Signal Isolation	44
4.2	Building an OSET for the Signal	48
4.3	Mass Determination	51
4.4	False Starts	54
4.5	Sub-dominant Process or Poorly Modeled Tail?	60

4.6	OSETs and Data Characterization	64
5	Concluding Remarks	64
A	Structure of Non-Resonant $2 \rightarrow 2$ Scattering	66
A.1	Parametrizing $2 \rightarrow 2$ Particle Production	67
A.2	Rules of Thumb	70
A.3	Shape Invariance for Transverse and Rapidity Structure	72
B	A Useful Parametrization With Examples	77
B.1	Two-Parameter Fits	78
B.2	Washout of Spin Correlations	83
C	Spin Correlations and Decay Kinematics: Examples	90

1 Anticipating the New Standard Model

With the upcoming turn-on of the Large Hadron Collider (LHC), high energy physics is on the verge of entering its most exciting period in a generation. How will we reconstruct the fundamental theory of the TeV scale from LHC data? The major discoveries at hadron colliders in the last thirty years—those of the W and Z bosons [1, 2, 3, 4] and the top quark [5, 6]—were of particles whose properties were exactly predicted by the Standard Model (for the W and Z) or characterized by a single unknown parameter (m_t for the top quark). By contrast, the LHC is so exciting precisely because the answer to the question—what will we see?—has never been more uncertain.

The questions about new physics that must be answered first are therefore big-picture, structural ones: What kinds of particles are being made with what sorts of rates? What pattern of decays do they exhibit? Only with this information can we tackle the fundamental questions: What new physical principles are being manifested at the TeV scale? Is nature supersymmetric? Is the electroweak scale natural? Given the tremendous range of possibilities, a coherent strategy for going from data to a still-unknown theory is necessary.

We propose and develop such a strategy, using On-Shell Effective Theories (OSETs) as an intermediary between LHC data and the underlying Lagrangian as in Figure 1. An OSET is a model-independent characterization of new-physics processes in terms of their dominant kinematic structure—the masses, production cross sections, and decay modes of candidate new particles. The success of this approach relies on three interrelated facts that we establish in this paper:

1. Only a few dynamical variables control the essential phenomenology of new physics at hadron colliders. By characterizing new physics directly in terms of these variables, OSETs permit a simple, accurate parametrization of almost *any* model of new physics.
2. OSET parameters can be scanned efficiently through re-weighting of post-detector-simulated Monte Carlo. By contrast, the relation between Lagrangian parameters and observables is often obscure, and Monte Carlo must be generated separately for every point in the Lagrangian parameter space. Thus, OSETs can be simulated more rapidly than Lagrangians, and are more readily interpreted.
3. An OSET concisely describes many distinct event topologies with correlated rates. Therefore, simple observables and correlations between them place powerful constraints on OSET descriptions of new-physics signals; an OSET in turn sharply motivates the construction of the underlying new-physics Lagrangian. Of course, Lagrangian consistency is a more stringent condition than OSET consistency, and feeds back into this analysis.

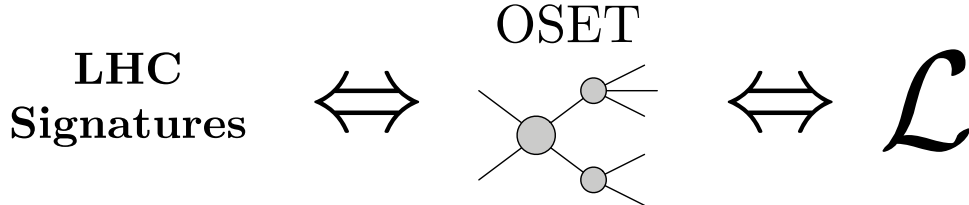


Figure 1: Instead of attempting to reconstruct the TeV-scale effective Lagrangian directly from LHC data, we propose an On-Shell Effective Theory (OSET) characterization of the new physics in terms of new particle masses, production cross sections, and branching ratios as a crucial intermediate step.

The rest of this paper is devoted to an exposition of these three ideas; Sections 2, 3, and 4 are each self-contained and logically independent. Section 2 contains the heart of the physics of OSETs; we show that OSETs are an effective, accurate, and physical way of parametrizing new physics at Hadron Colliders, with far fewer parameters than a full Lagrangian description. A number of important related physics issues are further discussed in the appendices. Section 3 presents a step-by-step introduction to MARMOSET (Mass And Rate Matching In On-Shell Effective Theories) as a Monte Carlo tool using a variety of examples. In Section 4, MARMOSET swings into action; we let it loose on the “Michigan Black Box” and show how it naturally leads us down a path to reconstructing the underlying model. The analysis used in Section 4 is simple-minded, and we expect any fully realistic analysis to be more sophisticated.

The remainder of this introduction summarizes the main ideas developed in Sections 2, 3, and 4, and the interested reader is encouraged to refer to the appropriate sections of the paper.

1.1 The New Standard Model at Low Luminosity

As is well-known, the first step in uncovering the New Standard Model at the LHC will be the rediscovery of the old Standard Model at 14 TeV [7]. Many discrepancies between data and Standard Model “predictions” will likely be uncovered in the early running phases of the LHC, most of which will not be new physics signals. The difficult problem of describing the Standard Model accurately will necessarily occur in parallel with the attempt to interpret discrepancies as they arise. Consequently, a simple, transparent, and model-independent characterization of big-picture features of discrepancies is crucial. This is the context in which OSETs can be useful, depending, of course, on what Nature has in store for us.

In extreme cases, new physics stands out and the appropriate characterization is obvious. For example, a prominent Z' resonance, quasi-stable charged particles, or decays happening at a macroscopic separation from the beam pipe are unmistakable signals for new physics with clear interpretations [8, 9, 10, 11].

But the more challenging scenario is equally exciting: if, as is widely expected, there is a natural solution to the hierarchy problem at the weak scale, its phenomenology will probably be quite rich. New colored particles lighter than ~ 2 TeV could be produced in the thousands to millions within the first 1 to 5 fb^{-1} of accumulated data. But what is the new physics, and what information should we try to extract from LHC data?

Ultimately, we seek the effective Lagrangian at the TeV scale, but this goal will not be immediately attainable. The effective Lagrangian compatible with early data may not be unique; for instance, there could be particles that can be kinematically produced, but aren't made at sufficiently high rates to play any role. More importantly, typical models of new physics have scores of new parameters and particles, of which only a few combinations affect the broad features of physical observables. It seems imprudent to reconstruct an under-constrained Lagrangian from early signals. Is there a simpler and more invariant characterization of the data?

In some very straightforward cases, a more physical characterization of the data is already aimed for and obtained by experimental collaborations. LEP II Higgs search results are presented as exclusion plots in the m_{Higgs} vs. $\sigma \times \text{Br}$ planes for various Higgs decay channels [12, 13]; searches for singly-produced resonances at the Tevatron report limits in the same way [14, 15, 16, 17, 18, 19].

Model-independent limits are more difficult to present in theories, such as low energy supersymmetry (SUSY), with many production channels and long cascade decay chains. To deal with these complications, exclusion limits on these theories are often presented on the Lagrangian parameters for simplified “benchmark” models, such as the constrained MSSM [20]. But these limits lack a transparent interpretation in a broader parameter space, and are often highly misleading. In attempting to directly reconstruct the parameters of a highly simplified underlying Lagrangian, important physics can be lost.

In this paper, we propose a characterization of new physics in an extension of what is done in resonance and Higgs searches. This is a first step towards the ultimate goal of reconstructing the TeV-scale effective Lagrangian, and is more practical than trying to do so directly, especially when many new processes are operative near the same energy scale. Such a characterization has transparent physical meaning and is practical and effective *especially* when the new physics has many complicated production and decay topologies. We call such a characterization of the data an “On-Shell Effective Theory”, or OSET.

1.2 Introducing On-Shell Effective Theories

An OSET is specified by the gauge quantum numbers and masses of new particles, their production cross sections, and branching ratios for their decays to other new and/or Standard Model particles.

An OSET can be associated with a set of Feynman-like diagrams for production and decay of new particles, but every particle in the diagram is on-shell.

As examples, we consider two processes in a supersymmetric theory with squarks \tilde{q} and a gluino \tilde{g} with $m_{\tilde{q}} > m_{\tilde{g}}$: associated production of \tilde{g} and \tilde{q} and same-sign squark production, as in Figure 2. The squark decays directly to a quark and the LSP, while the gluino decays through an off-shell \tilde{q} to two quarks and the LSP. The full quantum amplitudes for these processes depend on many Lagrangian parameters of the MSSM. The OSET description of Figure 3 is, however, very simple—there are three new particles \tilde{g} , \tilde{q} , and LSP, two production modes, and two decay modes. We emphasize two features of the OSET description. Though the same-sign squark production amplitude depends on the gaugino spectrum, the gauginos do not appear on-shell anywhere in this process, and are excised from the OSET description. In SUSY associated production, the squark appears both on-shell (directly produced) and off-shell (in gluino decay); the OSET analogue keeps the squark where it appears on-shell, and “integrates it out” where it is off-shell.

As we will show in Section 2 and the appendices, OSET production and decays can be simply and accurately parameterized with no more than an overall (integrated) cross section and, in some cases, one or two “shape” variables. This simple parameterization reproduces features such as the locations of invariant mass edges and endpoints, and in most cases the locations and widths of peaks in p_T distributions. In our figures, we represent the parameterized components of amplitudes as shaded circles, or “blobs”. More or less detail can be incorporated as appropriate, for example the addition of spin correlations or simplification of cascade decays into a single blob.

An OSET that describes a particular topology of production and decay will almost always make predictions for the existence and relative strengths of other topologies. Thus, a consistent picture is tightly constrained. The OSET has transparent physical meaning. An OSET that fits the data well will strongly constrain the structure of the underlying new physics, and a model inspired by the OSET can suggest new channels to be included in a refined OSET description. Thus, the OSET framework allows us to describe the new physics in stages rather than getting the full effective Lagrangian in one go. Consistency with an underlying Lagrangian also implies basic guidelines that should be considered throughout the process of interpretation—for example, a 1 TeV weakly interacting particle should not be produced with pb cross section! As this feedback loop converges on a model or set of models for new physics, detailed simulation may be required to verify features that are *not* incorporated in the OSET.

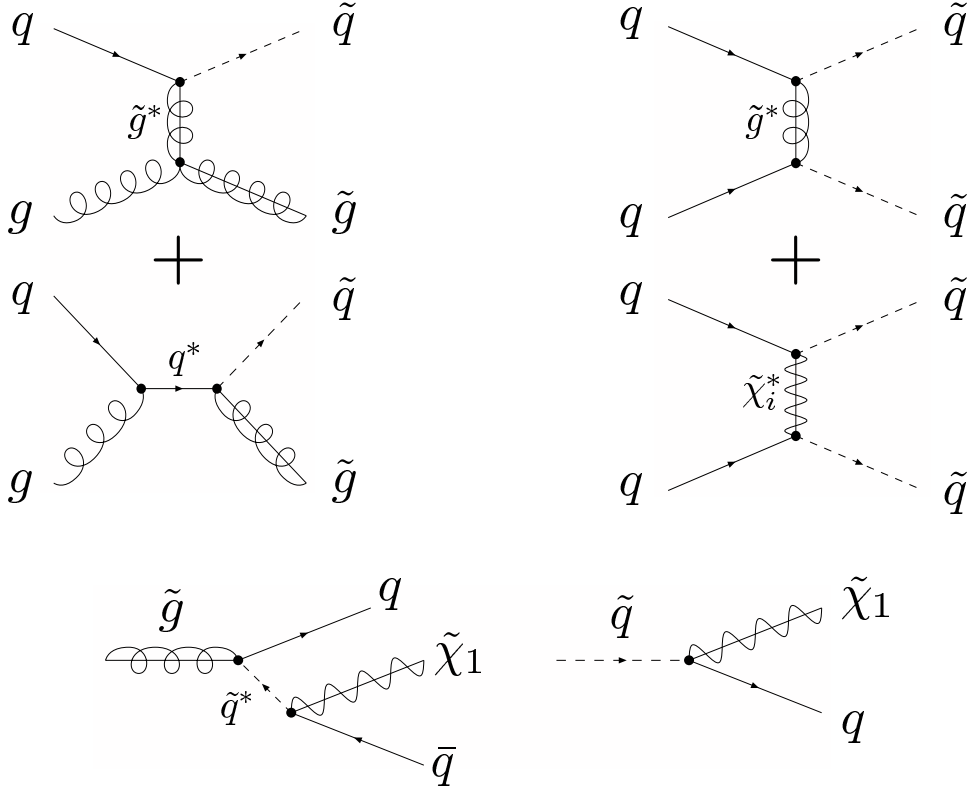


Figure 2: A full Lagrangian process where on- and off-shell masses and several combinations of couplings control both kinematics and rates. The squark-gluino associated production receives contributions from intermediates quarks and gluinos; for same-sign squark production, the four neutralino states propagate in the t -channel and the vertices involve the neutralino mixing matrices. Squarks only appear off-shell in the gluino decays. The OSET analogue is shown in Figure 3.

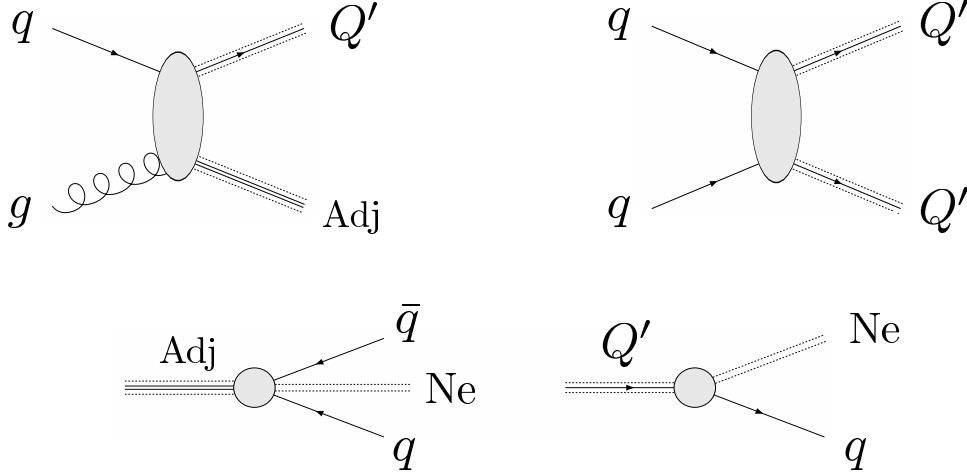


Figure 3: The OSET analogue of the diagrams in Figure 2. Gray circles or “blobs” represent dynamics that are parameterized by one rate and possibly an additional shape parameter, as discussed in Section 2. Together with the spectrum of particles that appear on-shell, these rates fully specify the OSET. For example, the gauginos appear only off-shell in same-sign squark production, so they do not appear in the OSET containing only this process. Their indirect effects are instead captured in overall rate parameters. In the case of gluino-squark associated production, the squark appears on-shell on one side of the diagram, but on the other side, where it appears off-shell in the SUSY description, it is absent from the OSET.

1.3 Inclusive Data Analysis with OSETs

With a well-defined OSET parametrization scheme in place, the field is open for applying powerful analysis techniques to OSET-based searches and data characterization. We fully expect that the experimental community will be adept at analysis; our remarks here and in Section 4 are intended to illustrate potential benefits of OSET-based analysis, not to advocate a particular analysis strategy.

Compared to Lagrangian parameters, OSET parameters are relatively easy to extract from data. Object multiplicities and the shapes of kinematic distributions motivate a set of OSET diagrams. Approximate mass scales can be inferred from standard kinematic distributions, and a simple set of inclusive signatures—for instance counts for leptons, jets and b -jets binned in H_T ranges as in Figure 4—constrain cross sections and branching ratios [21, 22, 23, 24]. These signatures should be supplemented with more carefully designed discriminators to distinguish processes with similar topologies from one another and from Standard Model processes. An OSET will populate this space of final states with a particular pattern; a pattern in the data not captured by the OSET then suggests new “blobs” to be included in a better OSET description. In practice, this process has been most effective on examples when the OSETs are well-motivated by top-down theory considerations. As a first step towards designing more sophisticated analysis techniques, we show that OSET parameters can be determined by crude but effective Mass And Rate Modeling (MARM) analysis techniques, shown schematically in Figure 5. This will be the main topic of Section 4 using

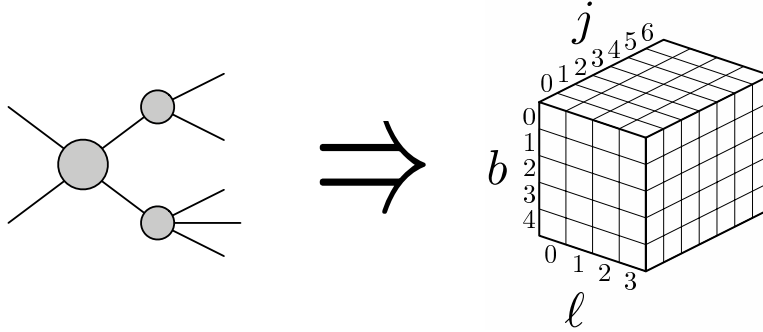


Figure 4: Each process populates a particular set of final states. Though they may overlap, we can constrain OSET parameters by exploiting the differences between processes and correlations over multiple final states. When distinguishing similar event topologies, the inclusive count data we use here can and should be replaced with more carefully designed characterizations of final states.

the “Michigan Black Box” as an example.

We have implemented OSET-level Monte Carlo generation in a PYTHIA-based [25] analysis package called MARMOSET, described in detail in Section 3 and available for download at <http://marmoset-mc.net/>. MARMOSET is a Monte Carlo tool allowing direct simulation of OSETs for new physics, in place of an effective Lagrangian. The machinery to Monte Carlo such models has been available in event generators for years. What has been missing is an interface for simple specification of OSETs with minimal vertex structure and for bookkeeping of rate correlations. The organization of Monte Carlo in MARMOSET allows efficient comparison of OSET hypotheses to Hadron Collider data.

We use this in the simple analysis of Section 4. This strategy is analogous to the template method familiar from top mass measurements [26], but focuses on gross observables, explicitly treating kinematics and rates independently. In principle, best fit OSET parameters can be obtained through a simultaneous fit to signal and various background channels weighted independently, reducing the possibilities of “fake” discoveries through background normalization errors. Of course, the optimal analysis path will depend on the details of the new physics, the important backgrounds, and detector resolution.

Because Monte Carlo generation and detector simulation are time-consuming, MARMOSET is organized to exploit the economy of OSETs for computational efficiency. This economy is achieved through two simplifications. In the underlying Lagrangian description, rate variables are strongly dependent on masses, so that a high resolution in scanning many masses is needed to adequately scan rates. By separating rate information from masses and rendering masses of off-shell particles altogether irrelevant, OSETs greatly reduce the dimensionality of parameter space and the resolution required in mass scanning; crude mass estimators can often be used to approximately fix

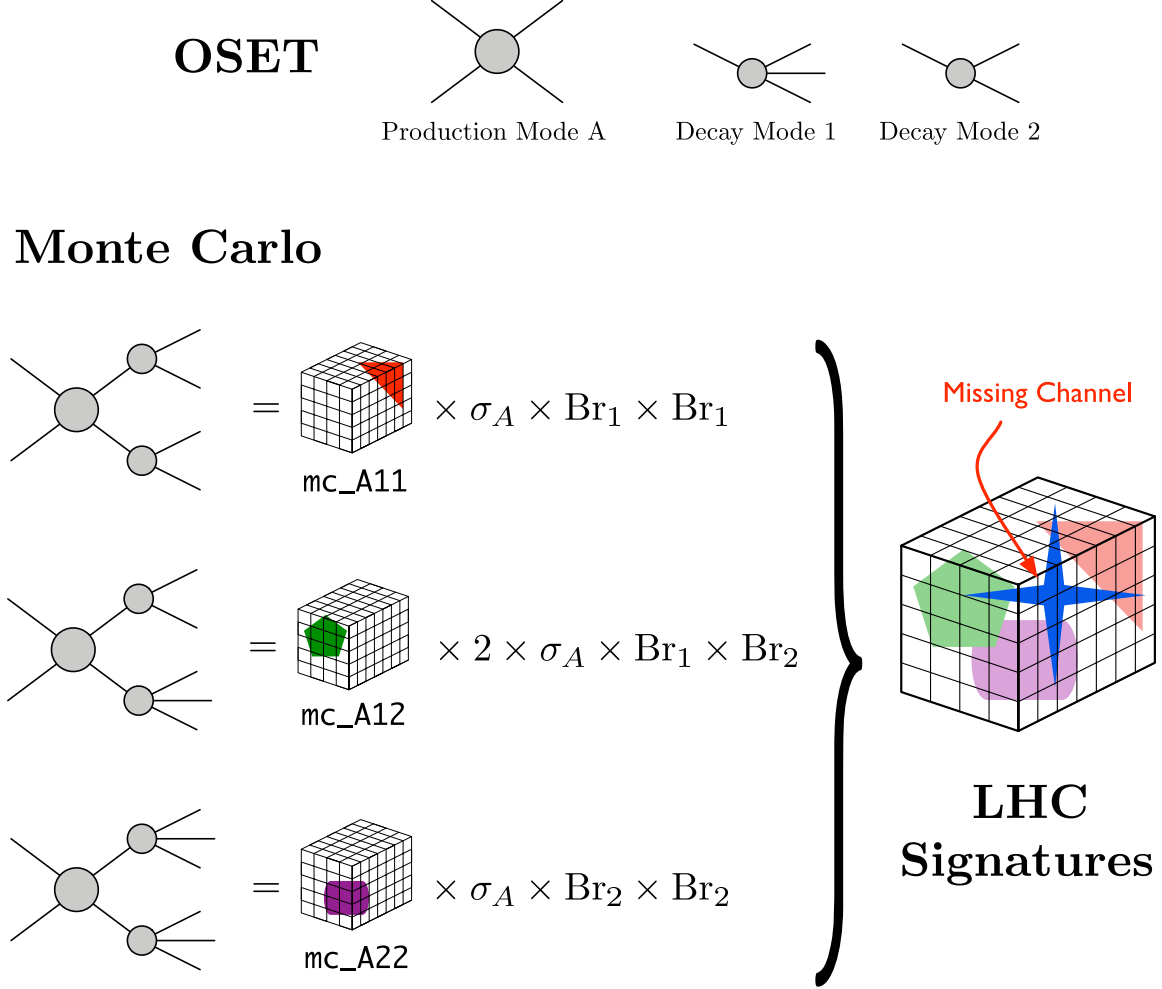


Figure 5: An illustration of an OSET and the accompanying rate parametrization scheme MARM (Mass And Rate Modeling). At top is the production mode and two decay modes defining an OSET process. Each production mode receives a cross section weight. Each decay vertex receives a branching ratio weight. For each allowed topology that can be derived from the OSET, a weight factor consistent with the topology is assigned. A good fit to the data consistent with the OSET would suggest that the underlying topological interpretation is consistent. Scanning the rate variables is efficient as it only involves re-weighting the Monte Carlo, or alternatively re-weighting the signature templates constructed from each process. In the above example, the failure of the OSET to capture a missing signature channel motivates the addition of a new process to the OSET.

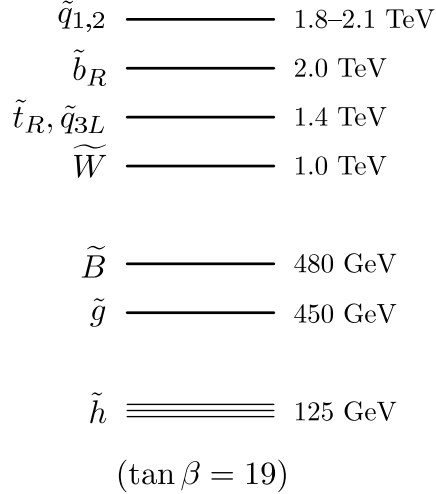


Figure 6: Spectrum for the Michigan Black Box. Note the unconventional electroweak-ino hierarchy and decoupled squarks mediating 3-body decays of the gluino. The low-energy features of this model are controlled by a few combinations of these soft masses

mass scales without compromising the accuracy of branching ratio and cross-section fits. Moreover, because the Monte Carlo for different processes is additive and rates are floating parameters, these rates can be varied without re-generating Monte Carlo by simply re-weighting events.

As discussed in Section 3.6, this MARMOSET analysis strategy is analogous to that taken in BARD [27, 28], while the organization of the physics characterization is complementary. MARMOSET is aimed at the problem of characterizing mass scales and rate correlations among many competing topologies, mainly with LHC scenarios in mind. BARD approaches the problem of characterizing new physics by systematically generating and evaluating Lagrangian explanations of discrepancies.

1.4 SUSY Examples with OSETs

The need for an intermediate characterization of new physics becomes clear in attempting to solve “black box data challenges”; we illustrate the use of OSETs in this context. A “black box” is a simulated data set for some theory of new physics—unknown to us—with 5 fb^{-1} of integrated luminosity at the LHC. The simulations are done as realistically as reasonably possible, with fast detector simulation and in some cases relevant Standard Model backgrounds included. The “data challenge” is to determine the underlying model from the “black box” data. In all examples, unsophisticated analysis of simple kinematic distributions allow us to build OSETs that, in turn, guide us rapidly to the “right” TeV-scale Lagrangian, often in surprisingly interesting ways.

We begin with two SUSY examples for which the general structure of the theory is already widely

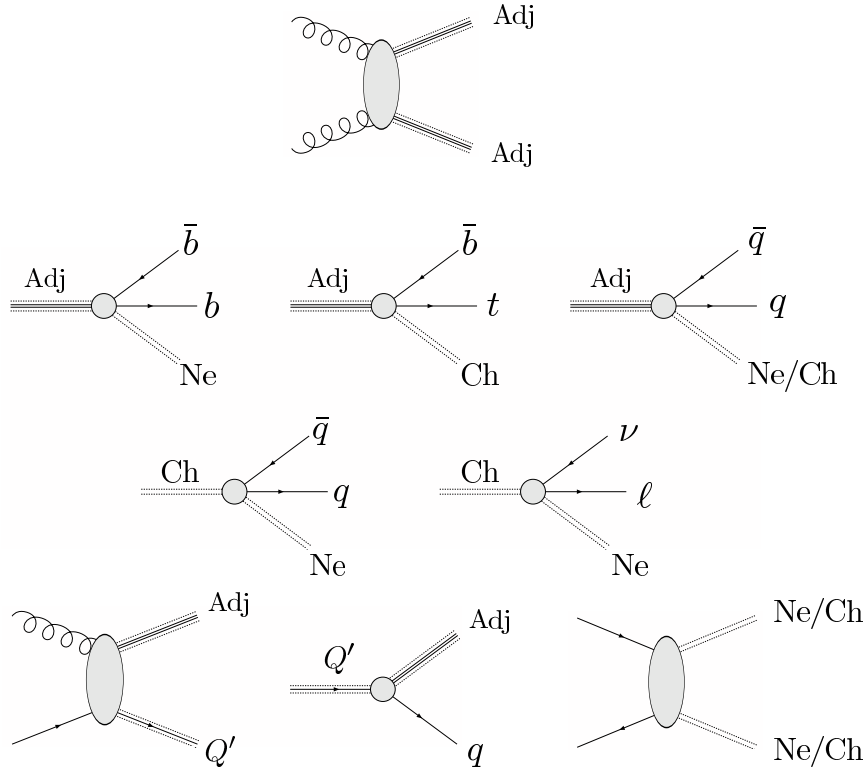


Figure 7: Diagrams in the OSET corresponding to the Michigan Black Box of Figure 6. The bottom row of diagrams correspond to processes that are difficult to observe at low luminosity, but which might be inferred from theoretical considerations and are ultimately discoverable at high luminosity.

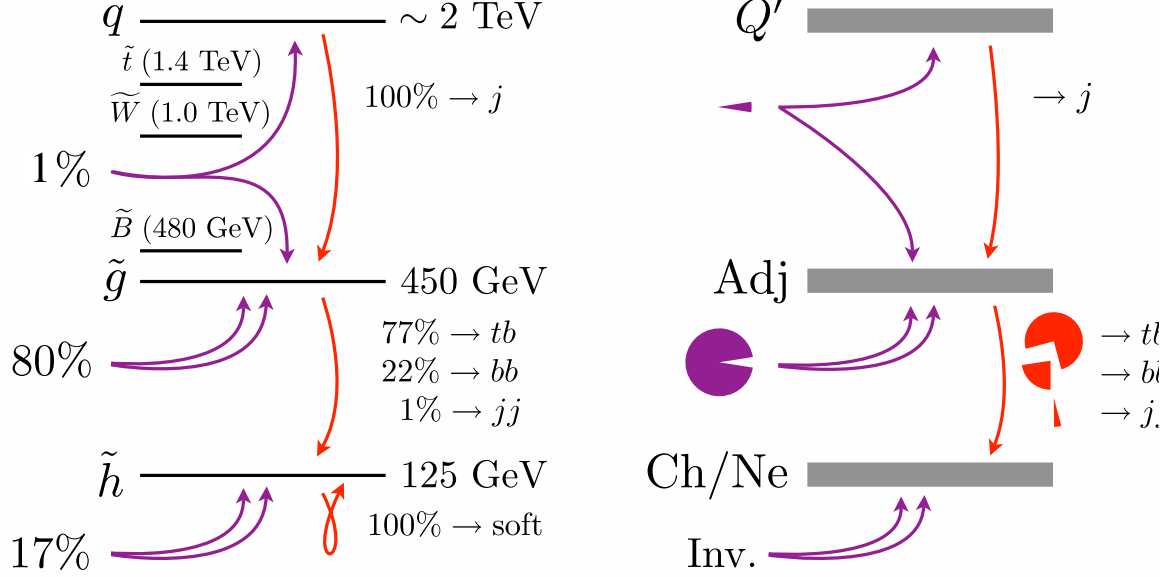


Figure 8: Left: A summary of the dominant production and decay modes in the Michigan Black Box; Higgsino pair production does not trigger. Right: An OSET analysis readily suggests an accurate characterization of the model: we obtain the correct hierarchy of states, and dominant decay modes. We do *not* try to explicitly determine the identity of the LSP from data, nor to constrain the masses of particles using cross section or branching ratio information.

familiar. The first example is the supersymmetric “Michigan Black Box” [29]. The spectrum of this model is shown in Figure 6; the dominant production and decay rates are shown in Figure 8. The spectrum is evidently unconventional, with a very heavy Wino, a light gluino and a Higgsino LSP. The top and bottom squarks, which mediate gluino decays and so are essential in a renormalizable field theory description of the LHC signals, are produced with tiny cross-sections $\lesssim 1$ fb, so their properties are not directly measurable. In the absence of electroweak cascades, the LSP identity is difficult to ascertain. Thus, the MSSM Lagrangian is complicated and is impossible to deduce experimentally. As we show in Section 4, however, the OSET description found in Figure 7 is quite simple. Moreover, the OSET fit we have obtained from limited signal information, as illustrated in Figure 8, demonstrates a striking agreement between OSET and model.

Though the “Michigan Black Box” was peculiar from a theoretical perspective, it was dominated by a small number of production and decay modes; the advantage of an OSET parameterization is in representing these few processes more simply. OSETs are also useful in describing models with numerous production modes and more complicated decay topologies. This is illustrated by our second SUSY example, the model of Figure 9, and its accompanying OSET. The underlying theory is a supersymmetric theory with R-parity violation, the “Rutgers Black Box” [29]—the absence of certain details in the OSET (e.g. the on-shell slepton) reflects the difficulty of resolving this aspect of the physics in the first stages of analysis with only 4 fb^{-1} .

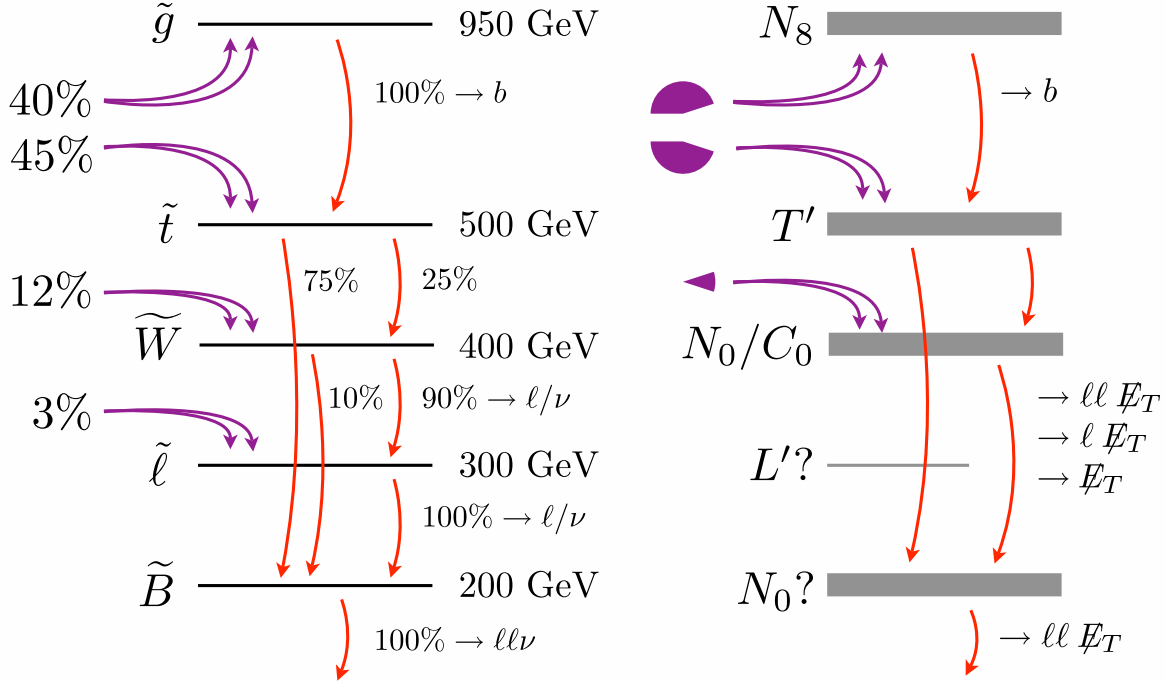


Figure 9: Left: A summary of the dominant production and decay modes in the Rutgers Black Box, an R-parity-violating SUSY model with cascade decays involving up to 4 leptons on either side of a decay chain. Right: Here, an OSET analysis suggests a description with much of the underlying structure; though we are not directly sensitive to the presence of a slepton-like state (L'), it is suggested by the need to generate many leptons in cascade decays.

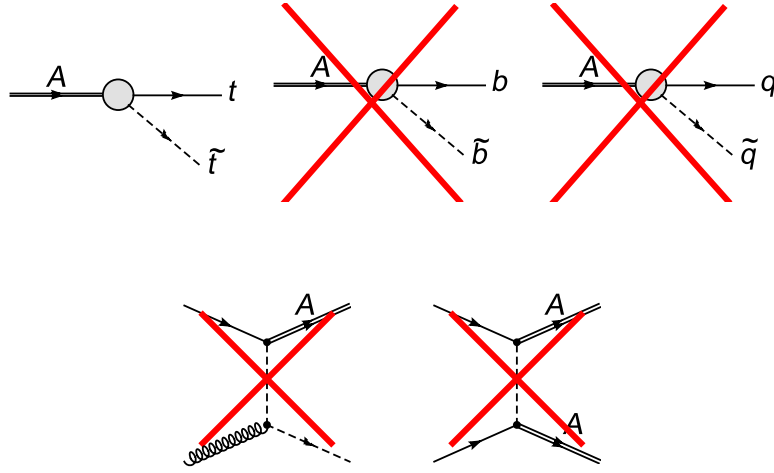


Figure 10: Top: The SUSY model with a chiral adjoint appears at first to be garden-variety MSSM, but the branching ratios of the adjoint quickly reveal that it cannot be. Although adjoint decays to the \tilde{b} and first- and second-generation squarks are kinematically allowed, neither occurs at an appreciable rate, with Adj instead dominantly decaying to $t\tilde{t}$. Bottom: The apparent absence of $q\tilde{q} Adj$ couplings is confirmed in production: the expected associated production channel is absent, and the rate for Adj pair-production is consistent with QCD production with no t -channel squark contribution. These two facts, readily visible in an OSET analysis, point immediately to the need to consider models beyond the MSSM.

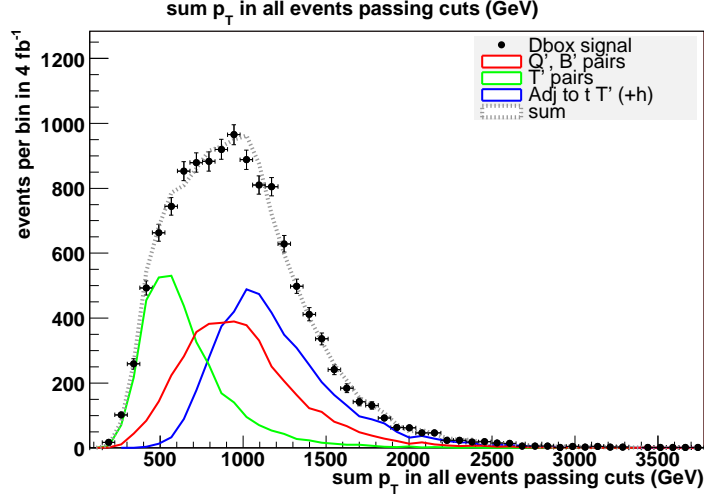


Figure 11: Three processes dominate new-physics production in the SUSY black box with a chiral adjoint: light-generation squark pair production, top squark pair production, and adjoint pair-production. They populate different regions of $\sum p_T$ as shown here, and different final states. Analysis of final-state reconstructed object multiplicities reveals the striking absence of $Adj \rightarrow q\tilde{q}$ decays, though they are kinematically allowed.

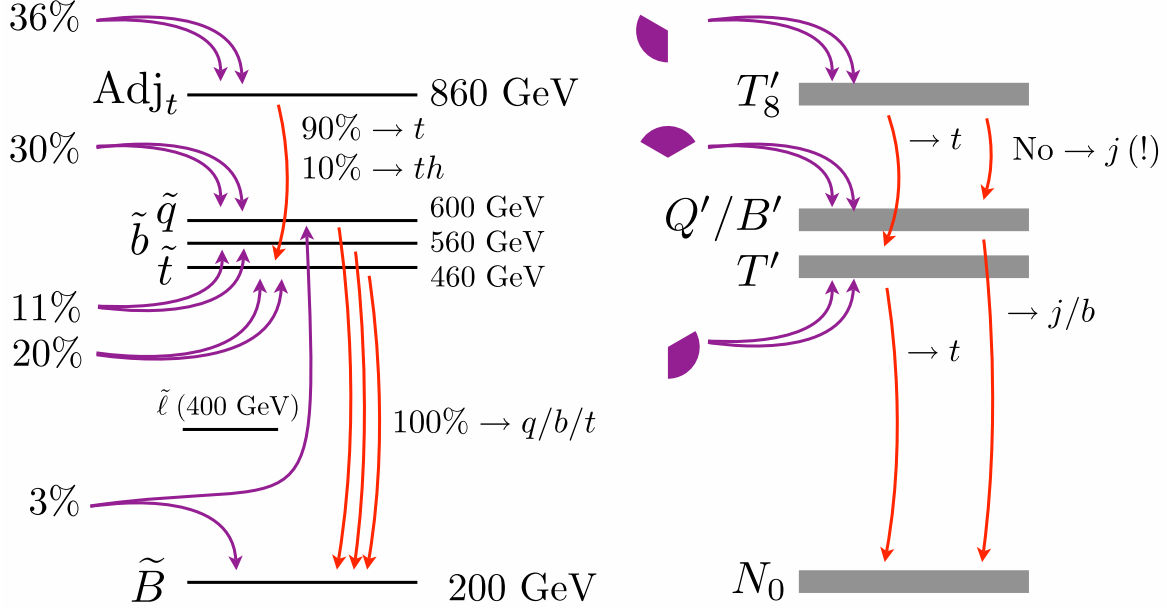


Figure 12: Left: The spectrum for the modified SUSY black box with a chiral adjoint. Right: An OSET characterization for this model. The unusual (non-gluino-like) decay properties of Adj are readily incorporated in an OSET simulation.

Our third example is another supersymmetric model, but with a twist. Suppose that gauginos are very heavy, say all heavier than 5 TeV, so aren't directly produced at the LHC, while the scalars are light and accessible as usual. However in addition, there are light chiral superfields in the adjoint representation of the standard model; this can easily occur in a wider variety of well-motivated theories of SUSY breaking. In particular there is colored adjoint field Σ . The only way this particle can decay is via higher-dimension operators in the superpotential of the form $W \supset \Sigma f f^c H$ where the f, f^c are Standard Model fields. Since these couplings are necessarily flavor violating they are naturally largest for the top so the leading decay is via the operator $W \supset \frac{1}{M} Q_3 \Sigma U_3 H_u$. Let's suppose that Σ is heavier than both the third generation as well as first-two generation squarks. Then the leading Σ decays are $\Sigma \rightarrow t\tilde{t}$, as well as a three-body decay to $t\tilde{t}h$.

A simple rate analysis of the signal isolates three production and decay modes, all consistent with a garden-variety MSSM: pair-production of colored adjoints and of colored triplets decaying to the third generation as well as first two generation jets. The surprise is in the preferred branching ratios for adjoint decays in the OSET—though they are kinematically allowed, decays $Adj \rightarrow q\tilde{q}$ to the first two generations are absent or highly suppressed as in Figure 10. This colored adjoint can't be a usual gluino! This interpretation is further confirmed by the absence of an adjoint-triplet associated production mode, and by the production cross-section for Adj , which is consistent with QCD production through an s -channel gluon, but is missing the expected t -channel contribution from the first-generation squark.

The peculiar properties of the OSET immediately suggest the central interesting feature of the underlying model—that the colored adjoint is not a gluino but a new field decaying through a higher-dimension operator! In turn, this model suggests an additional channel for the decay of the adjoint—the three body decay also including the Higgs, that can be added to the OSET and searched for. Indeed, even with 5 fb^{-1} of data, there are hints for this rare decay in events with many jets + $\gamma\gamma$. The final OSET fit to this theory, again with the zeroth order approximations to production and decay, is shown in Figure 11. Again, the agreement is striking, and the OSET description in Figure 12 is a clear characterization of the physics.

1.5 OSETs at the Energy Frontier

The above examples illustrate that when faced with signal, attempting to describe hypotheses in the OSET language of particle production and decay modes is second-nature; the ability to verify hypotheses at this OSET level dramatically simplifies the interpretation process. As we will argue in Section 4, an OSET description is readily attainable once the new-physics signal has

been isolated from Standard Model background. This OSET is determined using simple shape and object-multiplicity observables, analyzed with theoretical constraints and prejudices in mind.

Certain aspects of data analysis can and should be automated, including the generation and testing of hypotheses. At the same time, the development of the “big picture” needs a human operator to guide it. In the examples above, the initial guesses for the OSET structure are made by a global survey of gross features of the data, using relatively simple tools. The interpretation of these results involves guesswork and theoretical intuition, allowing humans to do what humans do best—recognize broad patterns and make models. MARMOSET organizes the “grunt work” of simulating arbitrary hypotheses and comparing them to data.

MARMOSET represents a coarse-grained approach to LHC signal interpretation. The ability to accurately simulate general, complete Lagrangians is clearly also important, and tremendous progress has been made in implementations such as BRIDGE [30], COMPHEP [31]/CALCHEP [32], GRACE [33], HERWIG [34], MADGRAPH [35], PANDORA [36], SHERPA [37], and WHIZARD [38]. An interface between MARMOSET and these tools would also be useful. In the opposite direction, BARD can be further developed as an automated tool for searching through tree-level renormalizable Lagrangians matching excesses. A successful Lagrangian characterization may be derived from the top down or from the bottom up, and will be most convincing if understood in both ways.

2 The Physics of On-Shell Effective Theories

An OSET is a description of new physics processes in terms of just on-shell particles. The kinematics—masses and phase space—of production and decay vertices are treated exactly, while the highly model-dependent dynamics appearing in quantum amplitudes are approximated using a simple parametrization of $|\mathcal{M}|^2$. In this section, we develop this broadly applicable parametrization for dynamics, and show that it accurately reproduce a large class of observables. The behavior of parton distribution functions (PDFs)—and in some cases the inability to fully reconstruct events with missing energy—will facilitate this task immensely.

Of course, the complexity of the parametrization required depends on the desired accuracy; our goal is to enable the self-consistent determination of an OSET from new physics signals. We will argue in Section 4 that relatively uncorrelated observables, such as single-object p_T ’s, E_T^{miss} , H_T distributions, and object multiplicities, are sufficient to shed light on the topology of new physics processes as well as constrain mass differences and rates. Therefore, these are the distributions we will try to reproduce faithfully. A useful OSET must also reproduce rapidity and relative angular variables on which data is frequently cut to reduce Standard Model backgrounds, so that the sculpting of new physics distributions by these cuts is reasonably modeled. In this discussion,

where no detector simulator is used, we will use the rapidity y of a hard object in the lab frame as a proxy for the reconstructed detector η on which cuts are applied.

We consider production dynamics in Section 2.1, and introduce a leading-order parametrization for $2 \rightarrow 2$ hard scattering matrices. The brief discussion here is supplemented by a more thorough one in Appendix A. After introducing an expansion for $|\mathcal{M}|^2$ in $2 \rightarrow 2$ production in Appendix A.1, we note useful approximate factorization/shape-invariance results in Appendix A.2, and demonstrate analytically the PDF-suppression of the higher-order pieces in our expansion in Appendix A.3. In Appendix B, we present a large number of examples illustrating the success of the two-parameter models of $|\mathcal{M}|^2$ considered in this section.

Decay dynamics are discussed in Section 2.2 and elaborated upon in Appendix C, where we find that some care must be taken in interpreting di-object invariant mass distributions in an OSET framework. On the other hand, because the axis of the initial production has been lost, single object distributions are reproduced with reasonable accuracy by decaying particles simply via phase space. These discussions of production and decay dynamics provide the theoretical foundation for Section 2.3, where we give a definition of an OSET suitable for the Monte Carlo program we introduce in Section 3.

We will see that dynamics play a secondary role to kinematics in predicting LHC signatures, such that precise modeling is less important than gross structural properties. The reasons are that long decay chains wash out detailed correlations, low luminosity measurements have insufficient statistics to resolve theoretical shape differences, and detector effects smear out all distributions.

Having emphasized the importance of kinematics over dynamics, a caveat is in order. The degree of coarse-graining appropriate to an analysis is determined by experimental resolution—i.e. data set size, detector performance, understanding of Standard Model backgrounds, and the whims of a given experimentalist. In some cases, kinematics are not completely resolvable, while in others it may be desirable to include more detailed dynamics in matrix element structure for production or decays. Though we will focus on the middle ground of accurate kinematic modeling and coarse dynamic modeling, the MARMOSET tool we develop in Section 3 is organized in anticipation of a progressive analysis that interpolates between approximate OSETs and actual Lagrangians.

2.1 Particle Production Without a Lagrangian

Our first goal is to develop a parametrization scheme for describing particle production at a Hadron Collider when we have no, or only partial, information about the underlying theory or Lagrangian. The production and decay of a single, narrow resonance ($2 \rightarrow 1$) is fully specified by the resonance mass M , production cross section σ , the branching ratio Br_i to the final state of interest, and a

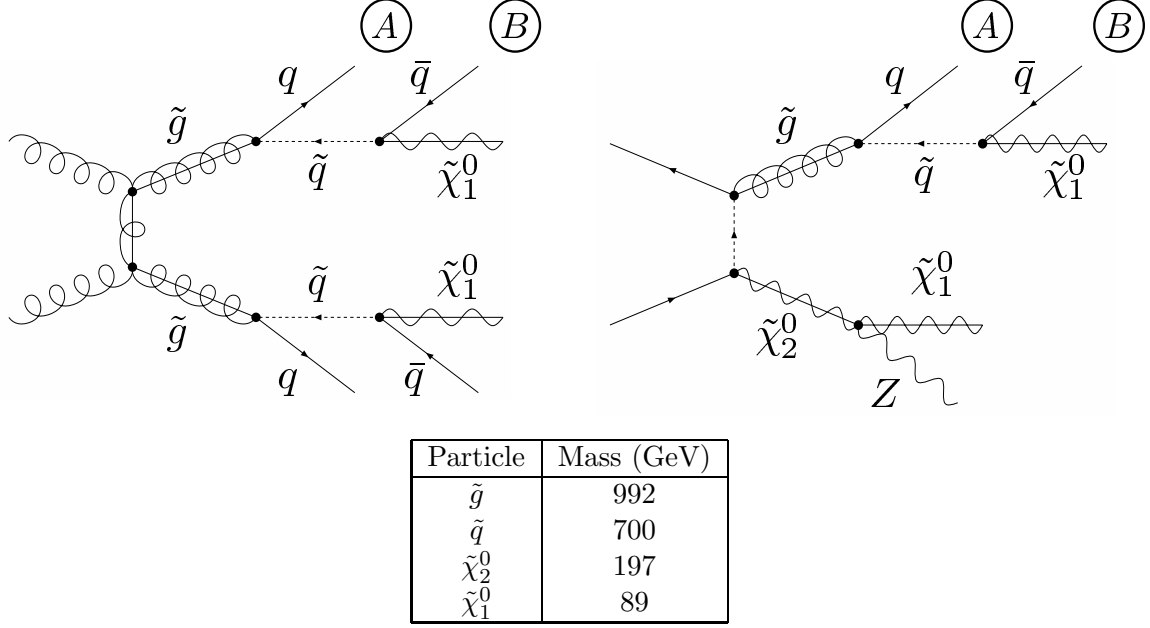


Figure 13: The left figure shows the topology and labeling scheme for the $\tilde{g}\tilde{g}$ production example. There is also a $q\bar{q} \rightarrow \tilde{g}\tilde{g}$ production mode not illustrated, but included in our analysis. Note that the intermediate left handed squarks appear on-shell. The right figure illustrates the $\tilde{\chi}_2^0\tilde{g}$ associated production example. The spectrum for both of these examples is given in the table.

finite polynomial in $\cos\theta^*$ determining the angular distribution of decay products.

It is clear that no such exact, finite scheme exists for parameterizing non-resonant $2 \rightarrow 2$ production. These processes must be described over a finite range of partonic center-of-mass energy, so full s dependence is important. Also, $\cos\theta^*$ -dependence doesn't truncate at finite order as evidenced by a t -channel propagator that yields an infinite power series in $\cos\theta^*$. Both s -dependence and angular dependence of $|\mathcal{M}|^2$ would have to be expanded in infinite series to capture the full $2 \rightarrow 2$ matrix element.

Rather than a power series, we could use tree-level field theory to constrain the form of matrix elements. For example, in Figure 13 we illustrate gluino pair production through the gluon PDFs [39], which has the matrix element [40]

$$|\mathcal{M}(gg \rightarrow \tilde{g}\tilde{g})|^2 \propto \left(1 - \frac{t_g u_g}{s^2}\right) \left[\frac{s^2}{t_g u_g} - 2 + 4 \frac{m_{\tilde{g}}^2 s}{t_g u_g} \left(1 - \frac{m_{\tilde{g}}^2 s}{t_g u_g}\right) \right], \quad (1)$$

with $t_g = (p_{g,1} - p_{\tilde{g},1})^2 - m_{\tilde{g}}^2$, $u_g = (p_{g,1} - p_{\tilde{g},2})^2 - m_{\tilde{g}}^2$. There is also a contribution from a $q\bar{q}$ initial state

$$|\mathcal{M}(q\bar{q} \rightarrow \tilde{g}\tilde{g})|^2 \propto \left[\frac{t_q^2 + m_{\tilde{g}}^2 s}{s^2} + \frac{4 t_q^2}{9 t_q^2} + \frac{t_q^2 + m_{\tilde{g}}^2 s}{s t_q} + \frac{1}{18} \frac{m_{\tilde{g}}^2 s}{t_q u_g} + (t \leftrightarrow u) \right], \quad (2)$$

with t_q (u_q) = $(p_{q,1} - p_{\tilde{g},1(2)})^2 - m_{\tilde{q}}^2$ dependent on the squark mass. Within a given model, both expressions involve a finite number of pieces, and we can add terms appropriate to different spin

possibilities. But the choice of matrix element depends on, say, knowing how many states can propagate in the t -channel, and one must specify all of their masses to parameterize the matrix element fully.

There is reason to hope, however, that hadronic production is insensitive to the details of this structure. The matrix element $|\mathcal{M}|^2$ varies smoothly over energy, whereas parton luminosities fall rapidly about threshold. The kinematics of the gluino pair-production process of Eq. (1) is quite well reproduced by the truncated expression

$$|\mathcal{M}|^2 = \text{constant}, \quad (3)$$

with a value chosen to reproduce the total hadronic production cross section. Of course, this constant $|\mathcal{M}|^2$ has no Lagrangian interpretation, but it serves as an effective leading order parametrization for various kinematic variables. The p_T and rapidity distributions for a gluino produced according to the full matrix element of Eq. (1) and the approximation of Eq. (3) are shown in Figure 14. The agreement is striking! The distributions for a visible decay product have been convolved with decay kinematics, and are even less sensitive to detailed production dynamics.

The success of this approximation relies dominantly on the approximately polynomial fall-off of parton luminosities. When the most naive constant approximation fails, it does so for the clear, physical reason that the threshold- or high-energy scaling of $|\mathcal{M}|^2$ is extreme in one limit or the other. For example, p -wave scattering amplitudes vanish at threshold, and four-fermion contact interactions grow up to a cutoff scale $M_* \gg \sqrt{s_0}$ ($\sqrt{s_0}$ is the threshold scale). In parameterizing corrections to constant $|\mathcal{M}|^2$, it is convenient to introduce dimensionless energy and angular variables related to the Mandelstam parameters \hat{s} , \hat{t} , and \hat{u} of the hard subprocess. We define

$$X \equiv \hat{s}/s_0, \quad (4)$$

$$\xi \equiv \frac{\hat{t} - \hat{u}}{\hat{s}} = \beta \cos \theta^*, \quad (5)$$

where s_0 is the minimum possible value of \hat{s} (for production of species of masses m_c and m_d , $s_0 \equiv (m_c + m_d)^2$),

$$\beta^2 = \left(1 - \frac{m_c^2}{\hat{s}} - \frac{m_d^2}{\hat{s}}\right)^2 - 4 \frac{m_c^2}{\hat{s}} \frac{m_d^2}{\hat{s}} \quad (6)$$

is the relative velocity of the products, and θ^* is the scattering angle in the center-of-mass frame. The variable ξ is the z -component of momentum of the particles in the center-of-mass system scaled by half the center-of-mass energy.

In this basis, parameterizations that reproduce p_T distributions simplify remarkably because $|\mathcal{M}|^2 \propto f(X)$ and $|\mathcal{M}|^2 \propto f(X)\xi^p$ produce nearly identical shapes. This equivalence is exhibited in one example in Figure 15, but is quite general and will be discussed further in Appendix A. Though

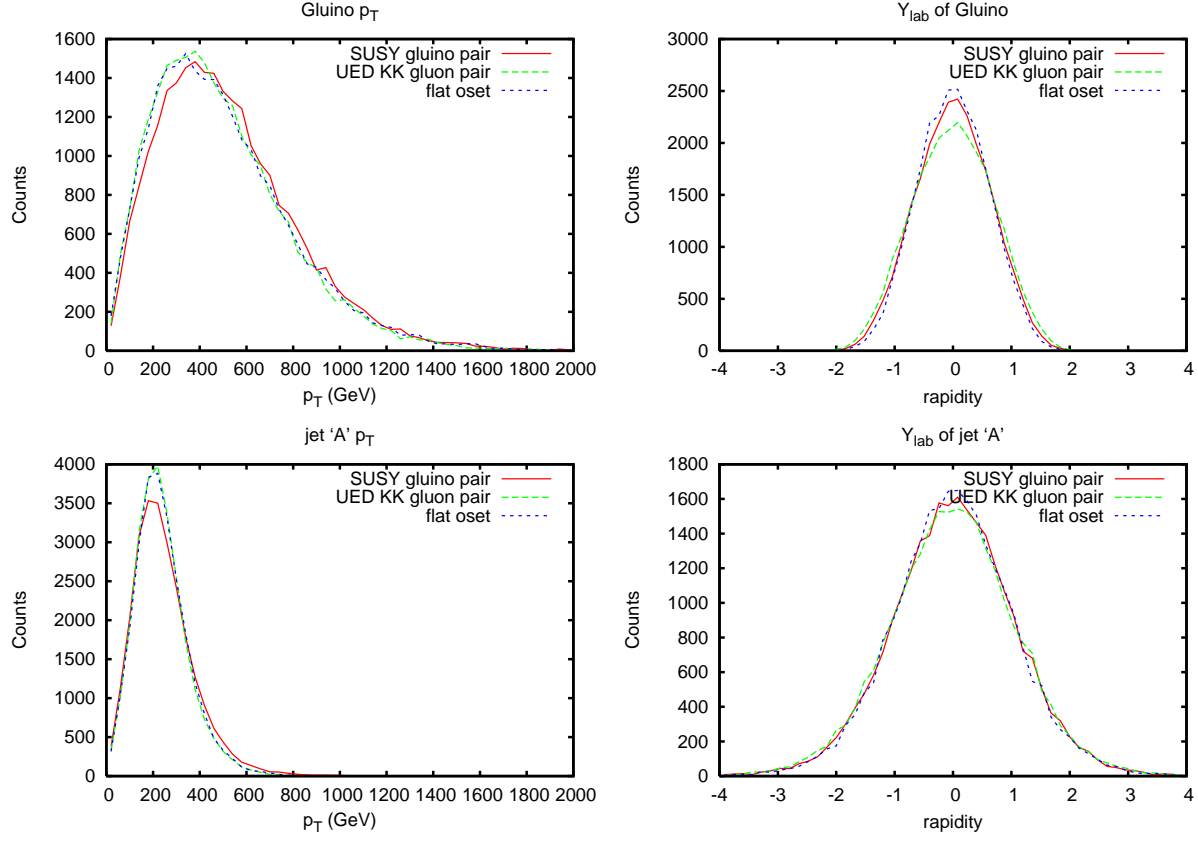


Figure 14: Inclusive p_T and η distributions for the SUSY $\tilde{g}\tilde{g}$ pair production process in Figure 13 compared with a flat matrix element $|\mathcal{M}|^2 \propto 1$ for both $u\bar{u}$ and gg initial states. Top: p_T (left) and η (right) of partonic gluino. Bottom: same distributions for the quark labeled “A” in Figure 13.

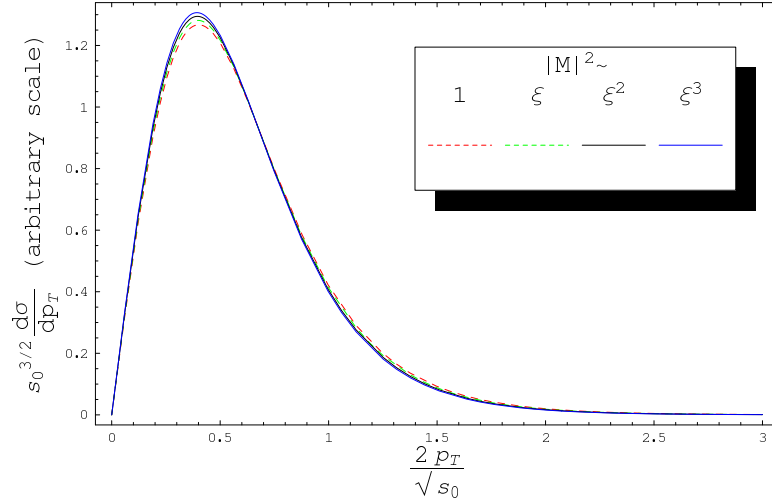


Figure 15: Invariance of the shape of $\frac{d\sigma}{dp_T}$ under changes in the ξ -scaling of the production matrix element. All shapes have been normalized to unity. The shape-invariance is also valid for $|\mathcal{M}|^2 \propto X^p \xi^q$ —at fixed p , the power of q does not affect the shape of $\frac{d\sigma}{dp_T}$. Small deviations from this shape-invariance when the two final-state masses are not equal are discussed in Appendix A.

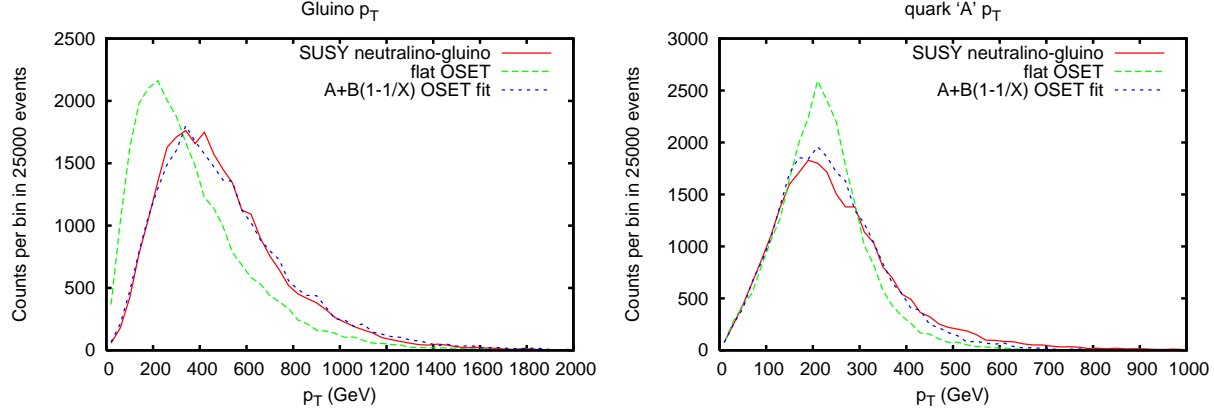


Figure 16: Inclusive p_T distributions for \tilde{g} in the SUSY $\tilde{\chi}_2^0 \tilde{g}$ associated production process in Figure 13 compared with an OSET with a flat matrix element $|\mathcal{M}|^2 \propto 1$ and a threshold-corrected matrix element $|\mathcal{M}|^2 \rightarrow A + B(1 - 1/X)$. Left: p_T of partonic gluino. Right: p_T of quark labeled “A” in Figure 13.

ξ -dependence does affect final-state rapidities, the leading ξ^0 term usually dominates. Moreover, PDFs and cascade decays tend to wash out ξ effects on individual decay product rapidities, as discussed further in Appendix B. If events cannot be fully reconstructed, and η distributions matter mostly for their systematic effects on analysis cuts, modeling $|\mathcal{M}|^2$ by a function that depends only on X is sufficient. Motivated by extreme scaling behaviors of $|\mathcal{M}|^2$ with center-of-mass energy, we will try to find a small but sufficient basis for parameterizing X -dependence.

As an example of threshold-suppressed production, we consider the associated production process $u\bar{u} \rightarrow \tilde{g}\tilde{\chi}_2^0$ in the model of Figure 13. Unlike gluino production, it is p -wave dominated and $|\mathcal{M}|^2 \propto \beta^2$ near threshold. As shown in Figure 16, a flat $|\mathcal{M}|^2$ ansatz does not reproduce the gluino decay product p_T . The function $(1 - 1/X)$ reproduces this threshold behavior (for $m_c = m_d$, $1 - 1/X = \beta^2$), and a linear combination

$$|\mathcal{M}|^2 \rightarrow A + B(1 - 1/X), \quad (7)$$

with A and B obtained by a χ^2 fit reproduces the SUSY distributions quite well in Figure 16. We emphasize that the A and B that reproduce overall rates and p_T distributions are *not* the coefficients one would find in a Taylor expansion of $|\mathcal{M}|^2$! Rather, because of the $|\mathcal{M}|^2 \rightarrow |\mathcal{M}|^2 \xi^p$ shape invariance of the transverse structure, the coefficients A and B are only an effective parametrization after integrating over PDFs. The A term in this case arises from $|\mathcal{M}|^2 \propto \xi^p$ pieces in the underlying matrix element.

When $m_{\tilde{q}} \gg m_{\tilde{g}}$, $|\mathcal{M}(q\bar{q} \rightarrow \tilde{g}\tilde{\chi})|^2$ displays qualitatively different energy scaling. Integrating out the t -channel squark, we see that at energies well below $m_{\tilde{q}}$, the interaction is modeled by a four-fermion operator, with $|\mathcal{M}|^2 \sim \frac{t^2}{m_{\tilde{q}}^4}$. This growth of $|\mathcal{M}|^2$ is, of course, cut off for $t \sim m_{\tilde{q}}^2$, but

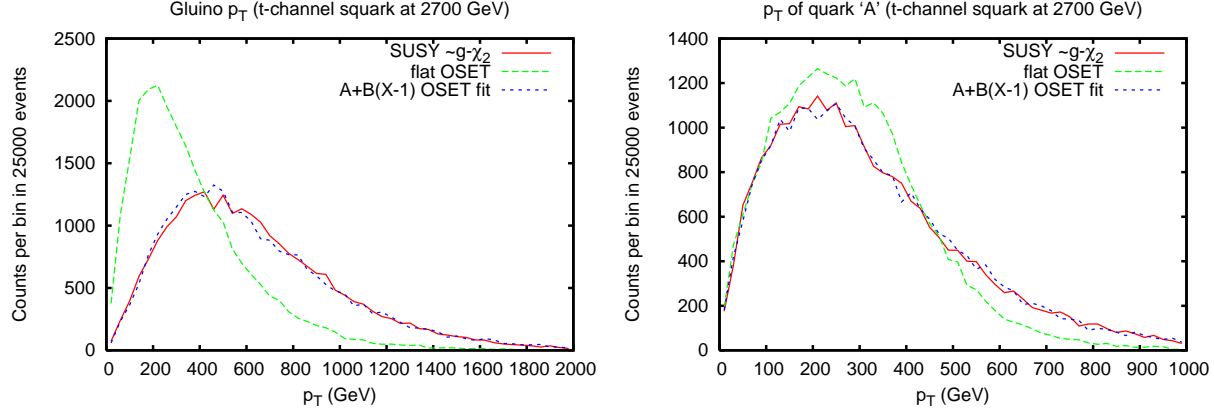


Figure 17: Inclusive p_T distributions for \tilde{g} in the SUSY $\tilde{\chi}_2\tilde{g}$ associated production process mediated by an off-shell t -channel squark. The masses are $m(\tilde{g}) = 991$ GeV and $m(\tilde{\chi}_2) = 197$ GeV as in Figure 13, but $m(\tilde{q}) = 2700$ GeV significantly exceeds the threshold center-of-mass energy $\sqrt{s_0}$, and a contact interaction is an appropriate description of this operator. We compare the p_T of the gluino (red) to the prediction from an OSET with a flat matrix element $|\mathcal{M}|^2 \propto 1$ and corrected matrix element with $|\mathcal{M}|^2 = A + B(X - 1)$, with the parameters A and B fit to this p_T distribution. Left: p_T of partonic gluino. Right: p_T of a final-state quark. It is striking that, although the flat matrix element misestimates the peak of the gluino p_T distribution by nearly a factor of 2, it introduces only $\sim 15\%$ inaccuracy in the p_T of a quark produced in the decay.

PDFs will cut off the p_T distributions, anyway. With contact-like interactions, a good fit to p_T 's is achieved with

$$|\mathcal{M}|^2 \rightarrow A + B(X - 1). \quad (8)$$

For t -channel intermediate squark mass $m(\tilde{q}) = 2.7$ TeV, the results of constant and linear parameterizations for $|\mathcal{M}|^2$ are shown in Figure 17; we note that A is quite small, contributing $\sim 1\%$ to the total cross-section. At higher squark masses (where the cross-section for this process is also lower), a quadratic term $C(X - 1)^2$ may be added for a more accurate fit.

This example illustrates another reason that simple matrix elements are often quite effective: when decay products are boosted, their relative p_T in the rest frame of the parent particle washes out inaccuracies in modeling of the p_T distribution of this parent particle. For instance, whereas $|\mathcal{M}|^2 \propto 1$ misestimates the gluino p_T by nearly a factor of 2 in Figure 17, the p_T of a quark into which it decays is only inaccurate at the $\sim 15\%$ level.

Although angular dependence is the only important structure of $|\mathcal{M}|^2$ in the $2 \rightarrow 1$ resonant production case, we have said nothing about its role in non-resonant pair production. Indeed, we achieved a good fit to p_T and η in the previous example by fitting a function of \hat{s} , when $|\mathcal{M}|^2$ is manifestly a function of \hat{t} . In Appendix A.3, we note the striking result that, when integrated over PDFs, p_T distributions are independent of the ξ -dependence of $|\mathcal{M}|^2$ to a very good approximation. Moreover, modeling p_T shape with $|\mathcal{M}|^2 = f(X)$ has little effect on the rapidity distribution $\frac{d\sigma}{dy}$,

which is controlled dominantly by PDFs and secondarily by the ξ -dependence of $|\mathcal{M}|^2$. Therefore, the problem of modeling p_T 's and y 's is largely factorizable; in practice, if events cannot be fully reconstructed and one seeks only to reproduce single-object p_T and lab-frame η distributions, ξ -dependence of the amplitude can be ignored.

Deviations from this factorizable structure will give rise to theory systematic errors; for example, the X -dependent parameterization of $|\mathcal{M}|^2$ obtained by fitting to momentum distributions of central objects differs from what one would expect from theory if all events were treated equally. Therefore, when using the approximate parametrization method, experimentalists should be aware of these systematic effects, and try to estimate them.

Then again, the theory systematics of different parametrizations for $|\mathcal{M}|^2$ are not very different in magnitude from the kinds of theory systematics one encounters in comparing LO and NLO results for a given theoretical model. In the context of a model with real matrix elements, the largest NLO systematic is on overall normalization, whereas in an OSET parametrization, the total cross section is a free parameter that is matched to the data anyway. The advantage of a OSET parametrization is that systematic effects reflect our actual uncertainty about the underlying model while still allowing quantitative comparisons between models and data.

Finally, in some cases, $2 \rightarrow 3$ production modes can be key to discovery of new physics. Notable examples include vector boson and top fusion in production of Higgs-like resonances. In these examples, Standard Model dynamics has enormous effect on event shapes, but new physics internal lines are absent. Extending the matrix elements for Standard Model Higgs production to more general new physics scenarios is a reasonable approximation; we will not discuss it further.

2.2 Decay Kinematics and Final State Correlations

So far, when presenting p_T and rapidity distributions for decay products, we have assumed that all decays are weighted only by phase space. In this section, we examine the structure of more general decays matrix elements, and their effects on variables of interest. Though the current implementation of MARMOSET only allows for phase space decays, we discuss systematic ways of including these effects and improving our approximation.

We choose to focus on single- and two-object observables that are relevant to determining the gross structure of a model and could be measurable with low luminosity— p_T 's of single objects (or uncorrelated sums of several of them) and pairwise invariant masses such as $m_{\ell+\ell-}$ are useful variables for characterizing decay chains, $\delta\phi(j, E_T^{\text{miss}})$ is frequently employed in cuts to reduce Standard Model background, and object η 's are used both to determine signal acceptance and background reduction. Though invariant mass observables involving more than two objects can be

useful [41], interpreting them will probably require higher statistics and we will not discuss them here.

Correlations in the rest frame of a decaying particle tend to be washed out after boosting to the lab frame. For this reason, when events cannot be fully reconstructed, the phase space approximation reproduces single-object p_T and η distributions quite well. Spin correlations do induce observable effects on p_T distributions of decay products, such as the lepton p_T in top quark decay. Such effects can be exploited for precision analysis (for example, the determination of W helicity and top polarization in top decays [42, 43, 44, 45]), but are subleading for discovery.

Inaccuracies in $\delta\phi(j, E_T^{\text{miss}})$ would lead to systematic errors in measuring the cross section of new physics when $\delta\phi$ cuts are used to remove QCD background from searches for new physics in hadronic channels. In principle, the directions of a jet and the missing particle in the same decay chain are correlated. But averaging over both decay chains in E_T^{miss} makes this variable fairly insensitive to spin correlations. Partonic $\delta\phi(j, E_T^{\text{miss}})$ distributions for SUSY, UED, and OSET processes with the same topologies are visually identical (see Figure 63, again for the \tilde{g} pair-production process).

Next, we discuss the distributions of invariant mass observables. We should stress that phase space, together with on-shell conditions, reproduces positions of kinematic end-points, but do *not* reproduce their shapes. Unlike the transverse variables, invariant mass distributions are invariant under the boost to the lab frame, and spin correlation information is not diluted. Exploring such information to measure spin has been studied recently [46, 47, 48, 49, 50, 51, 52, 53, 54, 55, 56].

Factors that can change the shape of the invariant mass distribution significantly include, spin correlations, effects of off-shell propagators, as well as interference between several processes. We consider the decay process shown in Figure 18. We can systematically improve our approximation by expanding the differential decay width in a single pair's invariant mass $t_{12} = (p_1 + p_2)^2$ as

$$\frac{d}{dt_{12}}\Gamma = a_0 + a_1 t_{12} + \dots + a_n (t_{12})^n. \quad (9)$$

Keeping only a_0 corresponds to our original flat matrix element approximation.

We begin by considering the case that the intermediate particle A is on-shell. In this case, we can consider a single channel shown in Figure 18 since interference effects are typically small in on-shell decays. In this case, the shape is almost completely determined by spin correlations. In particular, the degree of the polynomial satisfies $n = 2J_A$ [54], where J_A is the spin of the intermediate particle A . Constants a_0, \dots, a_{J_A} depend on the masses of particles in the decay chain, the chiralities of the couplings, and the masses and spins of final-state particles X and Y . If, for instance, A is fermion, the sign and value of a_1 depends on whether X and/or Y are vector or scalar, as well as mass differences such as $M_A^2 - 2M_Y^2$ [56].

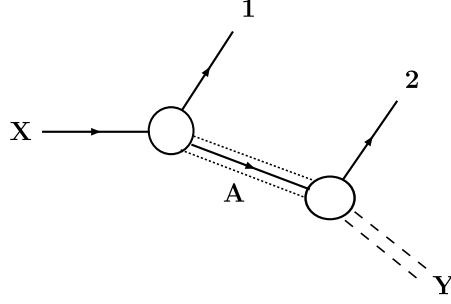


Figure 18: A decay process in which $X \rightarrow 1 + A(\rightarrow 2 + Y)$. Depending on the mass spectrum, A could be either on or off the mass-shell. From observable particles 1 and 2, we could form the invariant mass combination $m_{12}^2 = t_{12} = (p_1 + p_2)^2$.

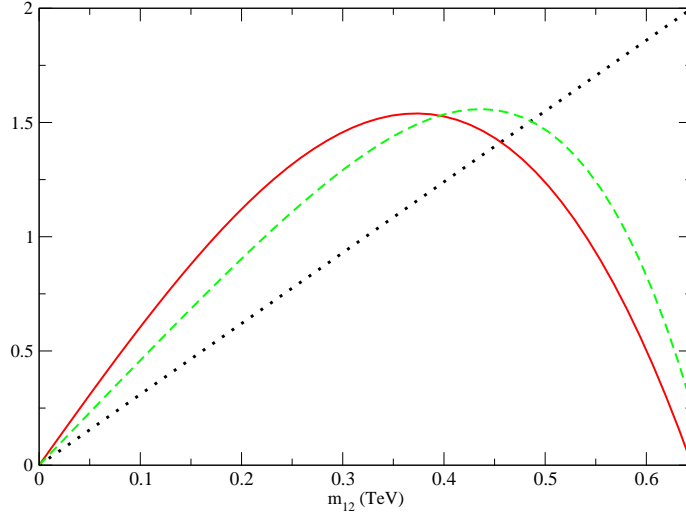


Figure 19: Comparison of shapes for di-object invariant mass distributions. The solid (red) curve is the case that X and Y are scalars. The dotted curve is the result of decaying through pure phase space. The dashed (green) curve results from a decay chain in which A is a vector while X and Y are fermions.

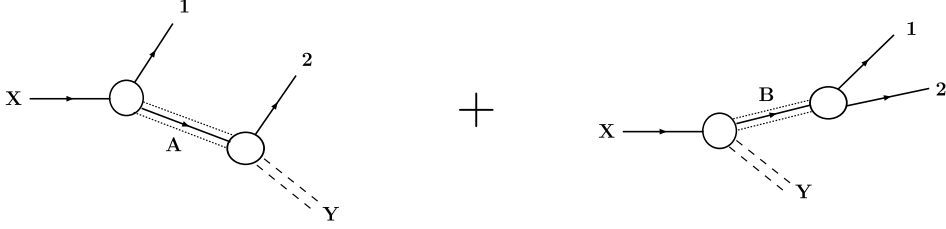


Figure 20: A more general decay topology where two channels contribute to the same final states. The parameterization of Eq. (9) is still valid even in this case where there is the possibility of interference between the channels.

The dependence of the parameters a_i on masses demonstrate perfectly the need to characterize mass hierarchies before extracting spin information from decays. But particularly when decays can be cleanly isolated (e.g. di-lepton invariant masses), the a_i cannot be forgotten. An edge that appears clearly in an OSET with the correct spectrum may be invisible in the data if angular momentum conservation forces the distribution to vanish at the edge! If both X and Y are scalars, angular momentum conservation force the distribution to vanish exactly at the edge as in Figure 19. In other cases correlations may reduced the edge so much that we cannot tell it apart from statistical fluctuations [48]. For comparison, we have also included a UED-like case where the intermediate particle is a vector and X and Y are fermions. Given fluctuations and combinatorics, it will be challenging to resolve the end point structure of the solid curve. Therefore, the absence of an edge in the data *should not* rule out an OSET—it should instead warrant of a thorough study of the a_i dependence of Eq. (9).

When an intermediate particle is off-shell, $\frac{d\Gamma}{dt_{12}}$ is modified by both spin correlations *and* the momentum-dependence of the propagator, which is more significant when the intermediate state is close to on-shell. Both deformations can be parameterized by a polynomial in t_{12} . So long as we consider only a single pairwise invariant mass distribution, the presence of multiple decay modes as in Figure 20 and the resulting interference can also be modeled by a polynomial in t_{12} . This improved treatment of decay matrix elements based on Eq. (9) is particularly useful in the cases when an OSET analysis reveals a large deviation in invariant mass distributions while other observables show good fits.

A qualitatively different case is when a new resonance decays into several visible Standard Model particles, allowing full reconstruction and facilitating spin determination. More complete angular information in the rest frame of the decaying particle would have to be included. For instance, in a two body decay, angular information could be systematically included by expanding $\mathcal{M} = \sum a_\ell \cos \theta^\ell$. Conservation of total angular momentum restricts the allowed values of ℓ .

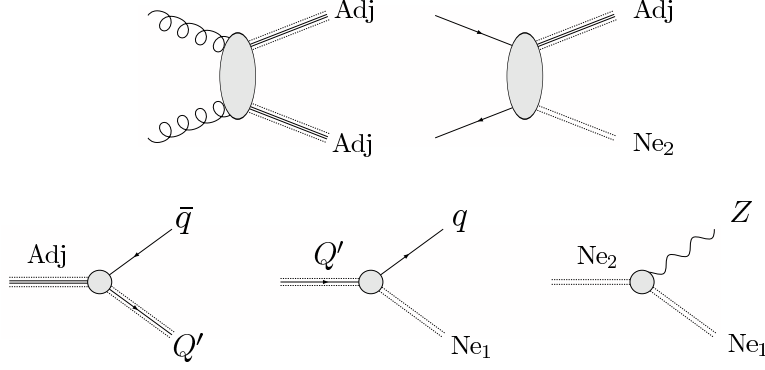


Figure 21: Production and decay elements in an OSET describing the processes of Figure 13.

2.3 Definition of an OSET

The preceding discussion allows us to define an OSET more precisely than the preceding intuitive descriptions. It is specified, first, by a spectrum of new particles with given masses and possibly observable widths (if instrumental widths dominate, unknown physical widths can be set to arbitrarily small values). Though not strictly speaking necessary, the $U(1)_{\text{EM}}$ and $SU(3)_C$ gauge quantum numbers for new particles are also specified, both for reasons of theoretical consistency as well as to enable OSETs to be simulated using Monte Carlo tools like PYTHIA that model initial/final state radiation and parton showering.

The remaining content of an OSET concerns the observable production and decay modes, in terms of only the particles that appear on-shell in each mode. For example, the processes of Figure 13 would be described by an OSET containing the production and decay elements shown in Figure 21. Each OSET vertex is represented by a gray blob, which reminds us that we are choosing an approximate, parameterized matrix element $|\mathcal{M}|^2$. The type of structure depends on the context in which a blob appears (e.g. production vs. decay) and the amount of structure is chosen such that terms that do not produce resolvably different observables are not included. In practice, more detail is required in modeling production than decay.

In our leading-order OSET parameterization, the blob structures are as follows:

- **$2 \rightarrow 1$ Resonant Production** from a given partonic initial state is specified by an overall hadronic cross section, integrated over the appropriate PDFs. Together with the mass and width of the resonance, this fully determines the resonance production from unpolarized initial states. In this case, it is possible to extract from the hadronic cross section and PDFs a partonic cross section, and from this a squared coupling. This near-equivalence between an OSET process and a renormalizable Lagrangian is particular to resonant production, and not

generic. Of course, without specifying the decay modes of the resonance, observables such as forward/backward asymmetries will be lost.

- **$2 \rightarrow 2$ Pair or Associated Production** from a given partonic initial state can typically be approximated by

$$|\mathcal{M}|^2 = A + B \left\{ \begin{matrix} (1 - 1/X) \\ (X - 1) \end{matrix} \right. . \quad (10)$$

The two forms are appropriate for threshold-suppressed and contact-like interactions, as discussed in Section 2.1. When a B term is needed to match p_T distributions, the preferred form is usually clear from the shape of the tail. In many cases—production of heavy particles of comparable masses, with poor statistics, or in generating exclusions on processes that have *not* been observed—a parameterization in terms of A alone is most useful. In cases of high-precision measurement, the expansion can be readily expanded to include higher powers of X and/or leading ξ -dependence (this could be linear or quadratic, depending on symmetries). We refer the reader to Appendix A for more detailed discussion of $2 \rightarrow 2$ matrix element structures.

As free rate parameters for $2 \rightarrow 2$ production, we can use either the partonic A and B or the more directly observable PDF-integrated hadronic cross-sections for each term. If A and B are used, the OSET expression for $|\mathcal{M}|^2$ *looks* like an effective Lagrangian, but it cannot be interpreted as such— A is not the coefficient of $|\mathcal{M}|^2 \propto 1$ in an effective Lagrangian, but a linear combination of coefficients for ξ -dependent contributions to $|\mathcal{M}|^2$. For example, p -wave production does *not* mean that $A = 0$, but only that the dominant contribution to A has non-trivial ξ -dependence.

- **$2 \rightarrow 3$ Production** is typically very far from uniformly filling out phase space. For example, in weak boson fusion into a Higgs, the scattered quarks are typically quite forward, and we can think of the Higgs as being resonantly produced from off-shell weak bosons. Thus, Standard model dynamics affects phase space considerably, whereas the dynamics of new physics is quite simple. The same is true of $\bar{t}th$ production, though this includes radiated Higgs production from off-shell top quarks in $t\bar{t}$ final states. In our current implementation, we will only include these two classes of $2 \rightarrow 3$ production in OSETs, with the same dynamics as for the Standard Model Higgs processes. Such processes would be characterized by one overall rate. For most intents and purposes, $2 \rightarrow 3$ processes with two new particle final states and one QCD jet are adequately described by $2 \rightarrow 2$ production with parton showering.
- **$1 \rightarrow n$ Decay** is modeled at leading-order by $|\mathcal{M}_{\text{decay}}|^2 = \text{constant}$. This is currently the only decay incorporated in MARMOSSET. Two simple situations require more detail: if the decay is of a singly-produced resonance or if events can be fully reconstructed, it may be

desirable to incorporate angular dependence. Likewise, angular and (for three-body decays) energy dependence may be needed to reproduce the shapes of kinematic edges and endpoints. The ability to handle the decay parameterization of Eq. (9) will be added to future versions of MARMOSET.

When total decay widths cannot be measured, only products of branching fractions and cross sections are observable. However, when more than one process has been observed, it is often easier and instructive to parametrize rates in terms of branching fractions instead of overall rates for individual processes. This is because branching fractions properly account for combinatoric factors in decays, so correlated final state multiplicity information is retained. This is the MARMOSET default.

We note that in this parameterization, spin is not explicitly included. Nonetheless, non-trivial matrix elements for various processes can incorporate the *leading* effects of spin on threshold behavior and angular distributions.

Now that we have defined an OSET parametrization, we have a choice for how to generate OSET Monte Carlo. We can imagine two ways of implementing a $2 \rightarrow 2$ production matrix element $\propto A + B(1 - 1/X)$ with unknown A and B . Currently in MARMOSET, one generates separate samples with $|\mathcal{M}|^2 \propto 1$ and $1 - 1/X$, and mixes them together with appropriate weights. Though simple, this approach does not generalize well to more complicated expressions, particularly if the formulas in question are not additive. A more robust alternative is to generate and simulate Monte Carlo for a flat matrix element, keeping both detector-simulated event records and partonic kinematic information. Then, a given choice of A and B determines a weight associated with each event. These weights can be stored, or events can be unweighted by keeping only those that satisfy $(A + B(1 - 1/X))^2 > (A + B)r$ for a random number $r \in [0, 1]$. The difficulty with this method is that unweighting can be extremely inefficient for certain matrix elements. In practice, we imagine that some combination of preweighting and reweighting will be the most efficient use of OSET Monte Carlo.

The matrix element parameterizations we have outlined are useful when we are in the dark about the underlying physics. One would hope, however, that an OSET analysis (to be discussed in Section 4) combined with theoretical understanding will quickly lead us to a correct framework for describing the new physics observed at the LHC. In this case, a parameterization in terms of on-shell masses and the efficient process-by-process Monte Carlo generation that it permits will continue to be useful as an efficient means of scanning parameter space, but naive rate parameterizations will have outlived their usefulness. In this scenario, it may well be more reasonable to parameterize dynamics through a full set of model parameters, sliced into surfaces of fixed masses for species

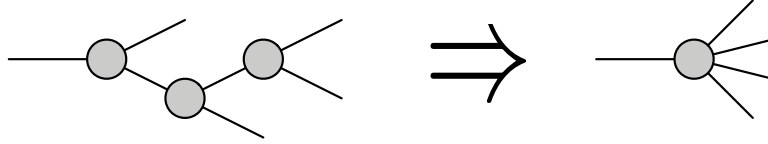


Figure 22: When mass scales are neither well-separated nor squeezed, it may be difficult to determine that a state is on-shell; in this case, it may be convenient to characterize a cascade decay as a single $1 \rightarrow \text{many}$ decay instead.

produced on-shell. As one moves along such a slice, changes in $|\mathcal{M}|^2$ can be incorporated by re-weighting of saved Monte Carlo as discussed above.

The converse situation can also arise, in which an OSET contains too much kinematic detail. When mass ratios are neither very large nor very small, on-shell particle masses may not be clearly resolvable and it may not be clear which states in a decay chain are on-shell. It may then be useful to parameterize a chain of decays as a single $1 \rightarrow \text{many}$ decay, as in Figure 22. This is readily done in an OSET framework.

3 MARMOSSET: A Tool for OSET Monte Carlo

The OSET parametrization introduced in the previous section allows us to describe a wide class of TeV-scale models quite simply, in terms of the masses, quantum numbers, production modes, and decay modes of new particles, at the level of cross sections and branching ratios. We have seen that even with leading-order coarse approximations, an OSET reproduces single-object kinematics and some features of correlated kinematic variables (edge and endpoint locations in invariant masses) with reasonable accuracy, and a more detailed correspondence can be achieved systematically. One key feature of an OSET is that mass parameters that affect kinematics are disentangled from the specification of rates for new physics processes. In this way, an OSET can be simulated *additively* process by process. In this section, we introduce MARMOSSET (Mass and Rate Modeling in On-Shell Effective Theories), currently a PYTHIA-based tool for generating Monte Carlo for any model that is well characterized by a finite set of particles. More information about installing and using MARMOSSET can be found at <http://marmoset-mc.net>.

MARMOSSET manipulates PYTHIA’s behavior in two ways: we have extended PYTHIA’s production modes to include parameterized production of the kind described in Section 2.3, and we have built a user interface and organization scheme for generating separate Monte Carlo for individual decay topologies while keeping track of the appropriate relative weightings. Thus, MARMOSSET provides a straightforward means of event generation for a broad variety of models for which no full Monte Carlo implementation exists. Development of an alternative MADGRAPH/MADEVENT [35]

back-end for MARMOSSET is ongoing, and it would be straightforward to modify MARMOSSET to interface with other Monte Carlo tools.

For studying single topologies, MARMOSSET can generate exclusive processes that can be used for setting experimental limits on the overall rates as functions of the physical mass scales involved. For studying correlated topologies, MARMOSSET allows for an efficient scanning of production cross sections and branching ratios even when this scanning demands consistency relations between the rates for different processes. This is accomplished by reweighting Monte Carlo events *after* they are generated. A simple analysis technique that makes use of the property will be discussed in Section 4.

Currently, MARMOSSET simulation of a new physics model is achieved in three steps:

1. **To simulate an OSET, a user specifies the masses and $SU(3)$ and $U(1)_{\text{EM}}$ quantum numbers of new particles, as well as their production and decay modes.** The specified production and decay modes are sewed together in all possible ways to generate a list of *consistent topologies*. Each topology is assigned a weight function $w = \sigma \times \prod_i \text{Br}_i$, where numerical values of σ and Br_i will be determined through later analysis. The $2 \rightarrow 2$ production matrix elements can be specified using the leading-order parameterization of Section 2.3. In the current implementation, decays always proceed according to phase space.
2. **Monte Carlo events are generated separately for each topology.** STDHEP and PGS4-simulated output are currently supported. This stage is highly parallelizable. Exclusion limits on $\sigma \times \prod_i \text{Br}_i$ for a given topology can be set directly using the Monte Carlo for a single process. For each topology, Monte Carlo is implemented by creating a special-purpose branching ratio file in PYTHIA native format.
3. **The appropriate weights for each topology are uniquely determined by specifying hadronic cross sections for each production mode and branching fractions for each decay mode** and the individual Monte Carlo can be readily combined. Alternatively, each process can be treated as a template with a constrained rate, and an optimization technique can be used to quickly find the “best fit” values of OSET rate parameters. A simple version of this approach is illustrated in Section 4.

In the following subsections, we describe the input format and give more details on the workflow for Monte Carlo generation.

```

# Standard Model Particles
u ubar : pdg=2 charge=2 color=3 mass=0.33
e- e+  : pdg=11 charge=-3 color=0 mass=0.00051

# New Particles
Zprime : charge=0 color=0 mass=900.0 width=50.0

# Decay Modes
Zprime > e- e+
Zprime > u ubar

# Production Modes
u ubar > Zprime

```

Figure 23: A simple MARMOSSET input file to generate $u\bar{u} \rightarrow Z'$, where the Z' can decay to $u\bar{u}$ or e^+e^- . In the current implementation, the spin of the Z' is ignored. At the level of specifying the OSET, the user need not give explicit rate information, because rates can be chosen after Monte Carlo generation.

3.1 Building a Simple OSET

The process of building an OSET input file is best illustrated by example. A new Z' with a mass of 900 GeV and a width of 50 GeV would be specified as:

$$\text{Zprime : charge=0 color=0 mass=900.0 width=50.0} \quad (11)$$

The variable **charge** specifies $3Q_{EM}$, and **color** is 0 for a color singlet, 3 (−3) for a color (anti-)fundamental, and 8 for an adjoint. Note that the spin of the Z is ignored, but we plan to add spin-related correlation functionality in future implementations. We have not yet given MARMOSSET production or decay modes for the Z' , which we do as follows:

$$\begin{aligned} &\text{u ubar > Zprime} \\ &\text{Zprime > e- e+} \end{aligned} \quad (12)$$

The first line defines production of Z' from u and \bar{u} PDFs using a Breit-Wigner parametrization, while the second line permits Z' decays to e^+e^- . MARMOSSET knows about these Standard Model particles from definitions such as:

$$\begin{aligned} &\text{u ubar : pdg=2 charge=2 color=3 mass=0.33} \\ &\text{e- e+ : pdg=11 charge=-3 color=0 mass=0.00051} \end{aligned} \quad (13)$$

The **pdg** code is the Particle Data Group's standard Monte Carlo reference number [57]. Note that the **charge**, **color**, and **mass** specifications are used by MARMOSSET to check consistency, but PYTHIA standard values are used in Monte Carlo generation.

There is a crucial difference between OSET vertices and Lagrangian vertices: even though the Z' can be produced by $u\bar{u}$, it does not necessarily need to decay to $u\bar{u}$. An OSET is organized with

```

# Processes
p001 * s1 b1 $ u ubar > (Zprime > e+ e-)
p002 * s1 b2 $ u ubar > (Zprime > u ubar)

# Rates
s1 = 1000 $ Sigma( u ubar > Zprime )
b1 = 0.5 $ Br( Zprime > e+ e- )
b2 = 0.5 $ Br( Zprime > u ubar )
@ b1 b2

```

Figure 24: The two production topologies specified by the OSET in Figure 23. Monte Carlo for $u\bar{u} \rightarrow Z' \rightarrow e^+e^-$ and $u\bar{u} \rightarrow Z' \rightarrow u\bar{u}$ are generated independently and will be combined according the weight formulas on the first two lines. The cross section and branching ratio default values can be modified by the user, and the @ symbol indicates rates that are constrained to sum to 1. No relation is assumed between the $u\bar{u} \rightarrow Z'$ total cross section and the $Z' \rightarrow u\bar{u}$ partial width.

experimentally resolvable branching ratios in mind, so only if the decay channel $Z' \rightarrow u\bar{u}$ is visible would the user be interested in adding this mode. Adding it to the OSET is simple using:

$$Zprime > u \text{ ubar} \tag{14}$$

The two processes $u\bar{u} \rightarrow Z' \rightarrow e^+e^-$ and $u\bar{u} \rightarrow Z' \rightarrow u\bar{u}$ will be generated independently, so the OSET input file does not need to supply any coupling strength or rate information.

Using the complete input file from Figure 23, MARMOSSET constructs two processes p001 and p002 shown in Figure 24. Between the index (pXXX) and the \$ sign is the rate formula for each process in terms of the overall cross section **s1** and two branching ratios **b1** and **b2**. The rate parameters are listed alongside default values which can be changed by the user. The @ symbol indicates which branching ratios are constrained to sum to 1. Since $b1 + b2 = 1$, there are two free rates, one for each process. This counting always holds for resonant production with decays to the Standard Model. For longer decay chains, there are typically more processes than free parameters, and correlations between the process weights are important.

3.2 Pair Production and Stable New Particles

Let us add to our Z' OSET a new process, perhaps to account for an observed 4 jet + missing E_T excess. The syntax is given in Figure 25. We have added a neutral particle *Ne* and a color adjoint particle *Adj*. The new particle **Ne** is stable, so we give it a **pdg** number 1000022, so that it is properly interpreted as a stable, neutral particle by detector simulators.² The new particle **Adj** can

²In the current implementation, there can only be one kind of neutral stable particle and it must have **pdg**=1000022. In a future release, the user will be able to define arbitrary “stable” particles by assigning them non-zero **pdg** numbers, and it will be the users responsibility to make sure those particles are handled properly by Pythia and detector simulators.

```

# More Standard Model Particles
g      : pdg=21 charge=0 color=8 mass=0
c cbar : pdg=4  charge=2 color=3 mass=1.5
b bbar : pdg=5  charge=-1 color=3 mass=4.8

# More New Particles
Ne  : pdg=1000022 charge=0 color=0 mass=250.0
Adj : charge=0 color=8 mass=600.0

# More Decay Modes
Adj > c cbar Ne
Adj > b bbar Ne

# More Production Modes
g g > Adj Adj : matrix=1
g g > Adj Adj : matrix=2

```

Figure 25: Additional processes added to the OSET of Figure 23 to generate colored adjoint pair production. The adjoint particle *Adj* decays via two different three-body modes, each which involves a stable neutral particle *Ne*. The variable `matrix` chooses from among a set of predefined matrix elements, and in this example, we can reweight Monte Carlo events to get the matrix element $|\mathcal{M}|^2 = A + B(1 + 1/X)$ for arbitrary A and B .

be pair produced through $gg \rightarrow Adj\ Adj$ and has two decay modes $Adj \rightarrow c\bar{c}\ Ne$ and $Adj \rightarrow b\bar{b}\ Ne$.

Note that we have specified *two* different matrix elements for the $2 \rightarrow 2$ production of *Adj* fields. The variable `matrix=i+10*j` chooses from a set of predefined matrix elements $|\mathcal{M}|^2 = f_i(X)\xi^j$, where

$$\begin{aligned}
f_1(X) &= 1, & f_2(X) &= \left(1 - \frac{1}{X}\right), & f_3(X) &= \left(1 - \frac{1}{X}\right)^2, \\
f_4(X) &= (X - 1), & f_5(X) &= (X - 1)^2.
\end{aligned} \tag{15}$$

We proposed in Section 2 that nearly all processes are well modeled by a matrix element of the form $|\mathcal{M}|^2 = A + B(1 - 1/X)$. Therefore in Figure 25, we have selected two processes, one with $|\mathcal{M}|^2 \propto 1$ (`matrix=1`) and one with $|\mathcal{M}|^2 \propto (1 - 1/X)$ (`matrix=2`). By reweighting each Monte Carlo set from these two production modes, we can separately vary the values of A and B .

The OSET input file in Figure 25 generates 8 distinct new processes as in Figure 26. Four are symmetry-equivalent to another process, for example `p004` and `p005`. For technical reasons, it is much more convenient to handle combinatorics by generating lots of equivalent topologies instead of keeping track of numerical coefficients.³ As before, weight and rate information is stored separately

³Currently, separate Monte Carlo files are generated for symmetry-equivalent processes. While this limitation will be improved in a future release, in practice, when two branching ratios are comparable, one wants to generate events pre-weighted according to combinatoric factors anyway.

```

# More Processes
p003 * b3 b3 s2 $ g g > (Adj > Ne bbar b) (Adj > Ne bbar b) : matrix=1
p004 * b3 b4 s2 $ g g > (Adj > Ne bbar b) (Adj > Ne cbar c) : matrix=1
p005 * b4 b3 s2 $ g g > (Adj > Ne cbar c) (Adj > Ne bbar b) : matrix=1
p006 * b4 b4 s2 $ g g > (Adj > Ne cbar c) (Adj > Ne cbar c) : matrix=1
p007 * b3 b3 s3 $ g g > (Adj > Ne bbar b) (Adj > Ne bbar b) : matrix=2
p008 * b3 b4 s3 $ g g > (Adj > Ne bbar b) (Adj > Ne cbar c) : matrix=2
p009 * b4 b3 s3 $ g g > (Adj > Ne cbar c) (Adj > Ne bbar b) : matrix=2
p010 * b4 b4 s3 $ g g > (Adj > Ne cbar c) (Adj > Ne cbar c) : matrix=2

# More Rates
s2 = 1000 $ Sigma( g g > Adj Adj : matrix=1 )
s3 = 1000 $ Sigma( g g > Adj Adj : matrix=2 )
b3 = 0.5 $ Br( Adj > Ne bbar b )
b4 = 0.5 $ Br( Adj > Ne cbar c )
@ b3 b4

```

Figure 26: Eight new processes defined by the OSET in Figure 25. The combinatorics of decays are handled by generating many symmetry-equivalent topologies. In an experimental environment, these topologies can either be used independently for dedicated searches or combined to find best fit cross sections and branching ratios. Note that production modes with the same initial and final states but different matrix elements are treated completely independently.

such that the same OSET input file can accommodate many different choices of cross sections and branching rates.

3.3 Searches Using Single Processes and Measurements Using Many

Any one of the processes in Figure 26 could be used as signal Monte Carlo for a topology-based dedicated search. The natural product of such a search would be a limit on the rate ($\sigma \times \text{Br}_1 \times \text{Br}_2 \times \dots$) for that process as a function of the masses of the states involved. For example, exotics searches at the Tevatron are often presented as limits on overall rates as a function of masses [18, 19]. An OSET topology can be used to place limits on models for which reliable Monte Carlo tools do not exist or for which the translation between Lagrangian parameters and mass/rate information is tedious.

Deviations in shape between different theoretical models—or equivalently, between different hard scattering matrix elements—introduce systematic uncertainties, which can be accounted for by placing limits separately on particular production matrix elements for the same topology. The residual parameterization error can compare favorably to the typical 5-10% theoretical uncertainties in overall cross sections for a given assumed model. In cases where differences in matrix elements affect experimental cuts or efficiencies, the OSET parametrization can aid in understanding those systematics.

If a signal is observed, the question of interest will shift from a limit on the combined product of cross section and branching ratios to a parameterization of the individual rates that control all observed processes. Although we have introduced six symmetry-inequivalent new processes in Figure 26, they are controlled by only four rate parameters **s3**, **s4**, **b3**, and **b4**. Of these, the two branching ratios are constrained to sum to 1. Thus, the rates for the six processes of interest are not independent, and provide a non-trivial verification of the description! In Section 4, we outline an analysis strategy for measuring these rates from data.

If we wanted to change the masses of *Adj* or *Ne*, we would have to generate a new set of Monte Carlo events because particle masses affect the kinematics of events. But all OSET parameters are not equally expensive to vary—the rates σ_i and Br_i are freebies. This is possible in principle because rate parameters have no effect on kinematics; it is possible in practice because we have chosen to organize Monte Carlo one process at a time. This can be of great computational advantage, especially given the high cost of realistic detector simulation. Reweighting after Monte Carlo generation is accomplished by editing the default rate values in Figure 26.

3.4 CP Conjugation and Recycling Monte Carlo

There are two other features of MARMOSSET that make it practical for real world applications. The first is automatic handling of CP conjugate processes. Unlike the case of $u\bar{u} \rightarrow Z'$ vs. $Z' \rightarrow u\bar{u}$ from Section 3.1 where we argued that it was impractical to always include both the production and decay channel, in most situations one does want to include CP conjugate processes. This is because it is difficult to observe CP-violation at low luminosity at the LHC and CP-conjugate processes often populate similar final states. For the same reason, MARMOSSET *does not* assume any kind of flavor universality or isospin conservation as not only are those symmetries violated by most models, but experimental resolutions are very different for, say, electrons, taus, and neutrinos. Of course, these operating modes and assumptions can be easily altered.

Consider the OSET in Figure 27, which generates the diagrams from Figure 13. To begin, based on the study in Section 2, we concluded that only $|\mathcal{M}|^2 \propto 1$ was required to reproduce **Adj** pair-production, but that both $|\mathcal{M}|^2 \propto 1, (1 - 1/X)$ were required to reproduce kinematics of the associated channel, and we have chosen the **matrix** variables accordingly.

Here, we have also introduced the notation for particles in complex representations. There are two different ways to specify complex particles. We have given **QU** an explicit CP-conjugate state **QUbar**. Considering its quantum numbers, **QD** also must have a conjugate state which has the default name **QD~**. Because they are in real representations of $U(1)_{\text{EM}}$ and $SU(3)_C$, **Adj** and **Ne** are assumed to be self-conjugate. If a conjugate were specified explicitly, it would be treated in the

```

# New Particles
Adj      : charge=0 color=8 mass=992.0
QU QUbar : charge=2 color=3 mass=700.0
QD       : charge=-1 color=3 mass=700.0
Ne2      : charge=0 color=0 mass=197.0
Ne       : pdg=100022 charge=0 color=0 mass=89.0

# Production Modes
g g      > Adj Adj : matrix=1
u ubar > Adj Ne2 : matrix=1
u ubar > Adj Ne2 : matrix=2

# Adj Decays
Adj > QU ubar
Adj > QD dbar

# Quark Partner Decays
QU > u Ne
QD > d Ne

# Neutral Decays
Ne2 > Ne Z0

```

Figure 27: The OSET input file for the diagrams in Figure 13. Both QU and QD and complex particles whose CP-conjugate modes are QUbar and (by default) QD[~]. Conjugate decay modes like QD[~] > dbar Ne are assumed. MARMOSSET knows how to efficiently handle Monte Carlo files, such that if a new decay mode like QU > u Ne2 were added, only the relevant new processes would be created and the pre-existing processes would be reused.

same way as the conjugates previously mentioned.

Though we have not specified decay modes for $\overline{Q}U$ or $Q\overline{D}$, conjugate decay modes (e.g. $Q\overline{D} \rightarrow \overline{d} u$) are assumed to proceed with the same rate as their conjugate processes. Likewise, we assume $\overline{A}d \rightarrow \overline{Q}U$ proceeds with a rate equal to $\overline{A}d \rightarrow \overline{Q}U$. For production modes, both CP-conjugate and beam reversal symmetries are assumed. For example, for W' production the user need only specify

$$u \overline{d} \rightarrow W'^+ \quad (16)$$

and MARMOSSET will automatically add in the contributions from $\overline{d} u \rightarrow W'^+$, $\overline{u} d \rightarrow W'^-$, and $d \overline{u} \rightarrow W'^-$. Note that the reported cross section or branching ratio associated with a production or a decay mode includes the contribution from the CP-conjugate process.

The second feature of MARMOSSET is the automatic reuse of Monte Carlo files when appropriate. We have already mentioned the computational efficiency gained by separately generating and simulating Monte Carlo for each process. Because these processes are independent, they need not be explicitly associated with a particular OSET! Suppose that create a new OSET input file where we vary the mass of $\overline{N}e2$, but not of $\overline{A}d$, $\overline{Q}U$, or $Q\overline{D}$. This will change the kinematics for the processes involving $\overline{N}e2$, but does not affect the pair-production processes, so the associated channels must be remade but the pair production channels will be reused. In this way, the same process can receive different weights in different OSETs! Here, too, we have gained in computational cost by keeping track of the minimal information required to achieve the appropriate kinematics for that process.

We could also add new decays (e.g. $\overline{Q}U \rightarrow u \overline{N}e2$) to this OSET, maintain all Monte Carlo associated with the old decays, and generate new Monte Carlo only for the newly added processes. It is clear that in a complicated model, the number of processes to generate will grow quite large. But the total number of events that one must generate does not grow so quickly—the more branching possibilities there are, the fewer events one expects to populate each one, and so the total number of events one should generate grows far more modestly with model complexity. Finally, for the fickle user, the names of particles (e.g. $\overline{A}d$, \overline{gluino} , $\overline{KKgluon}$) in the OSET input file can change, but the old Monte Carlo files will still be valid.

3.5 Details of Pythia Interface and Implementation

The user interface to MARMOSSET hides many of the details of Monte Carlo generation, which occurs in PYTHIA [25]. From the user point of view, each OSET input file is parsed to generate a list of processes, weight functions, and rate parameters. The user can then decide whether to generate Monte Carlo for one, some, or all processes, and whether the output should be left in STDHEP [58]

format or passed through a detector simulation like PGS4 [59]. The user has full control over how many Monte Carlo events should be generated for each process. The resulting Monte Carlo files can be analyzed individually, and the process weight and rate information can be used for inclusive analyses. Details on specific MARMOSSET executables is available at <http://marmoset-mc.net>.

The important behind-the-scenes work occurs within each process. Associated with each process number (e.g. `p001`) is a string that fully specifies the topology and dynamics of the process (`pXXX.strg`) and the minimal OSET fragment required to reproduce the process in question (`pXXX.model`). From this information, three files are generated for use by Pythia executables:

1. `pXXX.card` contains a list of Pythia variable settings necessary for MARMOSSET execution. These include radiation settings, initialization of SUSY (for the validity of particle code 1000022), and selection of one of the three new MARMOSSET-specific processes: `MSUB(481)=1` ($2 \rightarrow 1$ production), `MSUB(482)=1` ($2 \rightarrow 2$ production), or `MSUB(483)=1` ($2 \rightarrow 3$ production).
2. `pXXX.proc` contains MARMOSSET-specific information for controlling processes 481, 482, and 483. This includes the beam types, hard scattering final states, and selected matrix element parametrization.
3. `pXXX.brtb` is a decay table in PYTHIA-native format which gives the decay topology after the hard scattering. In order to avoid conflicts with existing Monte Carlo tools, PDG numbers between 6000000 and 6009999 are used to label the decaying particles.

Processes 481, 482, and 483 are implemented in a new PYTHIA function `PYSGGE`, which is called by extended `PYSCAT` and `PYSIGH` subroutines modified for MARMOSSET. Compared to existing PYTHIA processes, 48X are unique because the beam types, final state particles, color flow information, and cross sections are all decided at runtime. As long as the `pXXX.proc` information is provided, though, 48X could also be used in ordinary PYTHIA-based analyses independent of MARMOSSET.

Decays are handled through the PYTHIA-native subroutine `PYUPDA`, which reads in decay tables and allows definitions of arbitrary new particles. To specify different *unique* decay modes for each particle at different vertices, every decay node is treated as a distinct particle. For example, in `p004` from Figure 26, the two `Adj` particles are treated as two different particles, one with a 100% branching ratio to $c\bar{c}Ne$ and the other with a 100% branching ratio to $b\bar{b}Ne$.

The current PYTHIA implementation of MARMOSSET is fast, flexible and simple to use, but generalization to generators like MADGRAPH would allow MARMOSSET to leverage full spin and vertex information with OSETs, providing the possibility of using variable detail in Monte Carlo generation. Just as all PYTHIA input files are generated by MARMOSSET's C++ executables,

the input files for MADGRAPH can be similarly constructed with minimal modification of the MARMOSET input format to include extra topology and spin information. Work in this direction with Johan Alwall is ongoing.

3.6 BARD: A Related Tool and Analysis Strategy

Solving the “LHC Inverse Problem” will undoubtedly be a challenging task, requiring a variety of tools for initial characterization of data. These include both event generation and signature analysis from the top-down, based on a full, theoretically motivated model at the TeV scale, and bottom-up approaches that seek to piece together partial descriptions of a model based on observed discrepancies in data, and build models with these descriptions in mind.

MARMOSET is focused on topology and rate characterizations, trading model realism for model flexibility. Alternatively, one can start from an effective Lagrangian based description and systematically search through Lagrangian realizations of different classes of topologies in an effort to *construct* and constrain pieces of the underlying Lagrangian. This is the organizing principle of BARD [27, 28].

Before focussing on differences, it is important to stress the similarities in the two approaches. They are both bottom-up, meant to describe significant anomalies in data, and thus are signature-based. They are not geared towards a certain type of beyond the standard model physics. They both separate rates from mass scales and kinematic features, which is particularly useful at hadron colliders where K-factors, “invisible” decay modes, or detector cuts can skew the naive cross section estimate. Both tools aim to explain the data with a certain level of coarseness, focusing on a simple characterization of the most significant excesses.

The main difference is in the approach toward explicitly dealing with many channels of signal. BARD is final-state based, which means that BARD attacks discrepancies in a serial mode. The final state with the most significant discrepancy in $\sum p_T$ from the Standard Model expectation is treated first, followed by the next, and so on, using information gained from treating the previous discrepancy. MARMOSET is vertex (blob)-based, explicitly keeping track of branching fractions. This means that MARMOSET is most effective in understand correlated excesses, because a given set of vertices will populate many final states.

There is also a difference in the way the two programs interact with the user. In BARD, stories are derived algorithmically with a computer tool. In MARMOSET, the user selects which vertex structure are of most interest, relying on intuition and experience to guide the creation of candidate OSETs. These are complementary approaches which can be viewed as optimizations of two extremes. On one hand, there may be too many signals and ideas to explain at once. In this

case, an inspired guess with MARMOSSET may lead to the first conceptual understanding of the data. When there are few channels, an exhaustive search of possible explanations through BARD is likely to find the right answer first.

BARD is currently optimized to solve the Inverse Problem in scenarios with fairly simple event topologies, most relevant to the Tevatron. The SLEUTH [60, 61, 62, 63, 64, 65] algorithm isolates statistically significant anomalies in a particular final state, for example on the tail of the distribution of the total summed scalar transverse momentum in the event. Then, BARD begins by exhaustively listing reasonable possibilities of particles and interactions that fit the final state, using MADGRAPH [66] to systematically generate all renormalizable diagrams entailed by these new terms. The resulting diagrams are partitioned into stories, collections of diagrams in which the existence of any single diagram in the story implies the existence of the others. Depending on the final state, BARD will generate between a few and a hundred stories as potential explanations for the observed discrepancy. Each story introduces several new parameters. These parameters are the masses and widths of the introduced particles, and the couplings at each vertex.

BARD passes the new Lagrangian terms \mathcal{L}_{new} to QUAERO [67, 68, 69, 70], which has been prepared with the interesting subset of the data highlighted by VISTA [71, 27, 72] or SLEUTH. QUAERO uses MADEVENT to integrate the squared amplitude over the available phase space and to generate representative events, and uses PYTHIA [25] for the showering and fragmentation of these events. QUAERO performs the analysis, numerically integrating over systematic errors, returning as output $\log_{10} \mathcal{L}$, where $\mathcal{L} = p(\mathcal{D}|\mathcal{H})/p(\mathcal{D}|\text{SM})$ is a likelihood ratio, representing the probability of observing the data \mathcal{D} assuming the hypothesis \mathcal{H} divided by the probability of observing the data \mathcal{D} assuming the Standard Model alone. The region in the parameter space of the story that maximizes $\log_{10} \mathcal{L}$ is determined, providing also an error estimate on the parameter values. Repeating this process in parallel for each story enables an ordering of the stories according to decreasing goodness of fit to the data.

While the ultimate goal is to construct Lagrangian terms, the approach of first searching through the space of Lagrangians may not be numerically practical for the possible situation where many new physics channels open up simultaneously. This will likely be the operating environment at the LHC, where the drastic increase in energy and luminosity compared to the Tevatron means that 100–10,000 clean new physics events in the first year is not an unreasonable expectation. Speed and efficiency are therefore important considerations, as the number of event topologies consistent with the observed final states multiplied by the number of parameter choices consistent with those topologies could overwhelm computational resources. When the new physics signal is clearly visible over background, MARMOSSET can help find the basin of attraction for a new physics model by allowing the user to quickly validate OSET hypotheses without any more computational overhead

than traditional analyses.

4 Building OSETs from Data — An Example

In Section 2, we have shown that the OSET parameterization for new physics—in terms of particle masses, cross-sections, and branching ratios, with a highly simplified, approximate structure at each vertex—is sufficient to determine reconstructed object multiplicities and many kinematic distributions. The success of this formulation motivates the MARMOSSET Monte Carlo tool of Section 3. We claim that the circle can be completed—that this simple kinematic and multiplicity data points to a unique consistent OSET or small collection of them. OSETs are therefore a useful intermediate characterization of discrepancies in collider data.

The techniques illustrated in this section can be viewed as a very simple-minded use of the template method. A template approach is naturally compatible with the additive structure of OSETs. Moreover, to keep our discussion simple, we restrict attention to a few kinematic and object multiplicity distributions. More modern techniques can and should also be used for data analysis with OSETs, but the effectiveness of Mass and Rate Modeling (MARM) despite its apparent simplicity underscores a crucial point: the challenge of interpreting LHC data is not only in finding better metrics for distinguishing very similar hypotheses but also in generating and evaluating a large number of very different hypotheses.

To illustrate how this approach could work in practice, we return to the “Michigan Black Box” discussed in the introduction, defined in Figure 6. Our goal is to find an accurate OSET characterization of the signal from this black box—because it *is* a new-physics signal, we should be able to. We will then ask: how unique is this characterization? We will consider several variations and argue that a combination of experimental and theoretical arguments favor the OSET corresponding to the “true” physics. We will also illustrate how OSET-level data analysis sheds light on the qualitative structure and mass hierarchy of the underlying SUSY model.

In this study, we have made necessary compromises between realism and practicality. We have used a detector simulator—PGS3 [59], created by John Conway, with local modifications—that mimics some of the limitations of real detection (finite energy resolution, object mis-identification, and b -tagging efficiency, for example) but does not fully represent any LHC detector, and omits certain important effects. Similarly, we have not generated Monte Carlo for the Standard Model, but we will impose cuts on the signal (based on a typical analysis for low-mass SUSY in the CMS Physics TDR [11]) estimated to reduce the background to be much smaller than the signal. This is discussed in Section 4.1. Further general study with full treatment of Standard Model background, a representative detector simulation, and inclusion of important systematic effects is warranted.

In Section 4.2, we show that a seemingly complicated model can be represented effectively by a simple OSET with a small number of production and decay channels. With 1 fb^{-1} of signal Monte Carlo, we find that the OSET equivalent to the correct Lagrangian is consistent with the object multiplicities and simple kinematics of the data. This motivates us to consider several SUSY models that are consistent with the OSET and makes clear what classes of models are inconsistent. For purposes of presentation, the choice of initial OSET is presented as a “lucky guess,” though originally the OSET considered was deduced through blind analysis.

Through the next two sections, we backtrack and consider plausible alternative OSETs. In Section 4.3, we demonstrate that for OSETs with the correct topology, the masses of the new species are resolvable by eye to within $\sim 100 \text{ GeV}$. We then consider a number of alternative OSETs with different spectra in Section 4.4, and in which decays proceed through different topologies. Though these new-physics events have different kinematics, in some cases they can look approximately consistent with the data in the crude kinematic variables we consider. We emphasize that these ambiguities are real, and that it is essential to approach them both by seeking new experimental discriminators and by considering indirect, theoretical consequences. We contrast the problem of “degeneracies” we encounter when working with OSETs to that present working within a specific model framework like the MSSM.

Finally, in Section 4.5 we note a discrepancy at high H_T that is not accounted for by the OSET we have developed so far at 1 fb^{-1} . Working with 5 fb^{-1} of signal Monte Carlo, we outline an argument within the OSET framework, that this new physics cannot be attributed simply to an error in the matrix element parameterization for the dominant process. Instead, it must be described by a genuinely new production process, which in turn sheds light on the underlying physics model.

4.1 Signal Isolation

In the analysis that follows, we will work with new-physics signal Monte Carlo only, corresponding to 1 fb^{-1} of integrated luminosity. We have not generated Monte Carlo for the relevant Standard Model backgrounds, and this omission will artificially improve the precision of our results. To offer some assurance that proper treatment of Standard Model backgrounds would not be catastrophic to our approach, we must exhibit a set of cuts that achieves signal purity $S/B \gg 1$, and does not sculpt the signal beyond hope of interpretation. We will work with only the signal events that pass these cuts. We approach this task conservatively, using a benchmark set of cuts modeled on the CMS Physics TDR [11] for which the Standard Model background has been estimated.

We have simulated the signal events for the “Michigan Black Box” in PGS 3. We apply triggers

Trigger	Reco. Obj. p_T Thres. (GeV)
Inclusive e/μ	30
Double-jet	350
Triple-jet	195
Four-jet	80
Jet $+E_T^{\text{miss}}$	180, 80
Two-jet $+E_T^{\text{miss}}$	155, 80
Three-jet $+E_T^{\text{miss}}$	85, 80
Four-jet $+E_T^{\text{miss}}$	35, 80

Table 1: A simplified trigger table based on CMS Physics TDR Table E.12, a high-level trigger menu for $\mathcal{L} = 2 \times 10^{33} \text{cm}^{-2} \text{s}^{-1}$. Thresholds are evaluated on fully reconstructed objects in PGS3, and E_T^{miss} is simply the vector sum of transverse momenta of reconstructed objects. The 30 GeV e/μ trigger is used in place of separate e (26 GeV) and μ (19 GeV) triggers in the CMS table; in n -jet $+E_T^{\text{miss}}$ states, the first threshold applies to the n 'th jet and the second to E_T^{miss} . Events that pass *any one* of these triggers are considered in the analysis.

to fully reconstructed PGS events that are modeled closely on a subset of CMS high-level triggers (HLT) for low-luminosity running found in the CMS Physics TDR Table E.12 [11]. We have used hadronic, jet $+E_T^{\text{miss}}$, and single-lepton trigger streams—our trigger levels are summarized in Table 1. We apply cuts (again based on the CMS Physics TDR, Table 4.2 and optimized for QCD rejection in a low-mass SUSY scenario [11]) on H_T , jet E_T 's, and E_T^{miss} , and vetoed events with E_T^{miss} collinear with a jet. These cuts are summarized in Table 2. We have *not* imposed the cuts used in the CMS analysis to reduce electroweak background, but assume an $\mathcal{O}(1)$ acceptance. These cuts retain the “Black Box” signal with $\sim 7\%$ efficiency (1600 events in 1 fb^{-1}). The TDR estimates a background, after cuts, of roughly 250 events (107 QCD, 137 from $Z + \text{jets}$, $W + \text{jets}$, and $t\bar{t}$). Though this estimate is not directly comparable with our PGS simulation because of differences in detector modeling and reconstruction, we will take it as evidence that the signal is not hopelessly lost. We emphasize that these cuts are not optimized for the topology and low mass scale that dominates this signal; most events have ≥ 5 jets, so it is likely that allowing events with more jets but lower E_T^{miss} , H_T^* than the TDR analysis could significantly increase signal efficiency and/or purity.

In the analysis that follows, we will work with only the new-physics signal that passes the cuts of Table 2. The use of signal only will unrealistically improve the precision of the results that follow, but the qualitative features that the analysis relies on appear easily resolvable even with order-1 uncertainties on a background ~ 200 events. Further study with background uncertainties included and a representative detector simulation is warranted.

Requirement	Purpose
Pass Trigger in Table 1	Signal Signature Signal Signature
$E_T^{\text{miss}} > 200$ GeV	
$N_{jet} \geq 3, \eta_d(j_1) \leq 1.7$	Signal/Background Optimization*
$p_T(j_1) > 180$ GeV / $p_T(j_2) > 110$ GeV	
$p_T(j_3) > 20$ GeV	
$H_T^* \equiv p_T(j_2) + p_T(j_3) + p_T(j_4) + E_T^{\text{miss}} > 500$ GeV	
$\delta\phi_i \equiv \delta\phi(j_i, E_T^{\text{miss}}) < 0.3$ rad ($i = 1, 3$)	QCD Rejection
$\delta\phi_2 < 20^\circ$	
$R_1 \equiv \sqrt{\delta\phi_2^2 + (\pi - \delta\phi_1)^2} < 0.5$	
$R_2 \equiv \sqrt{\delta\phi_1^2 + (\pi - \delta\phi_2)^2} < 0.5$	

Table 2: Cuts (a subset of the cuts listed in CMS Physics TDR for low-mass SUSY analysis, Table 4.2) used to reduce background contamination. We implement these cuts on PGS 3 reconstructed events, and compare signal rates to background rate estimates from the CMS Physics TDR. We do not include the cuts intended to reduce electroweak backgrounds, but assume that these preserve an $\mathcal{O}(1)$ fraction of the signal. Note that signal/background optimization was performed for a benchmark scenario quite different from the signal we consider; with appropriately optimized cuts, signal efficiency and purity could probably be significantly improved.

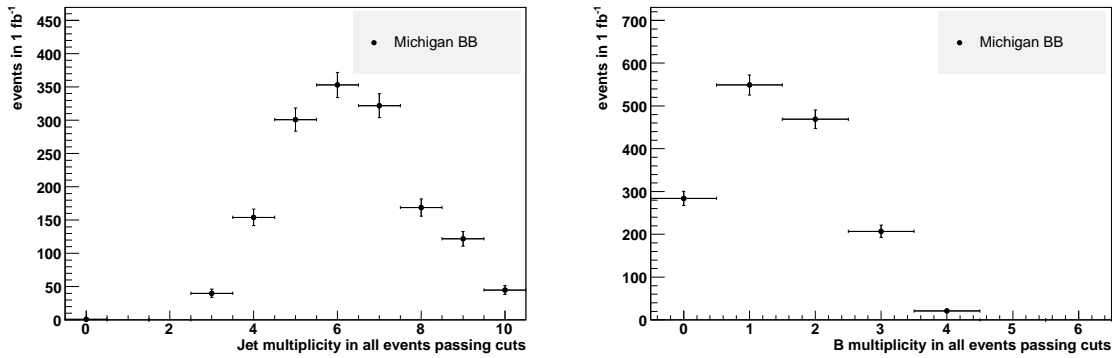


Figure 28: Jet (left) and b -tagged jet (right) multiplicities in “Michigan Black Box” signal after analysis cuts have been applied. Jets with reconstructed $p_T > 50$ GeV are counted.

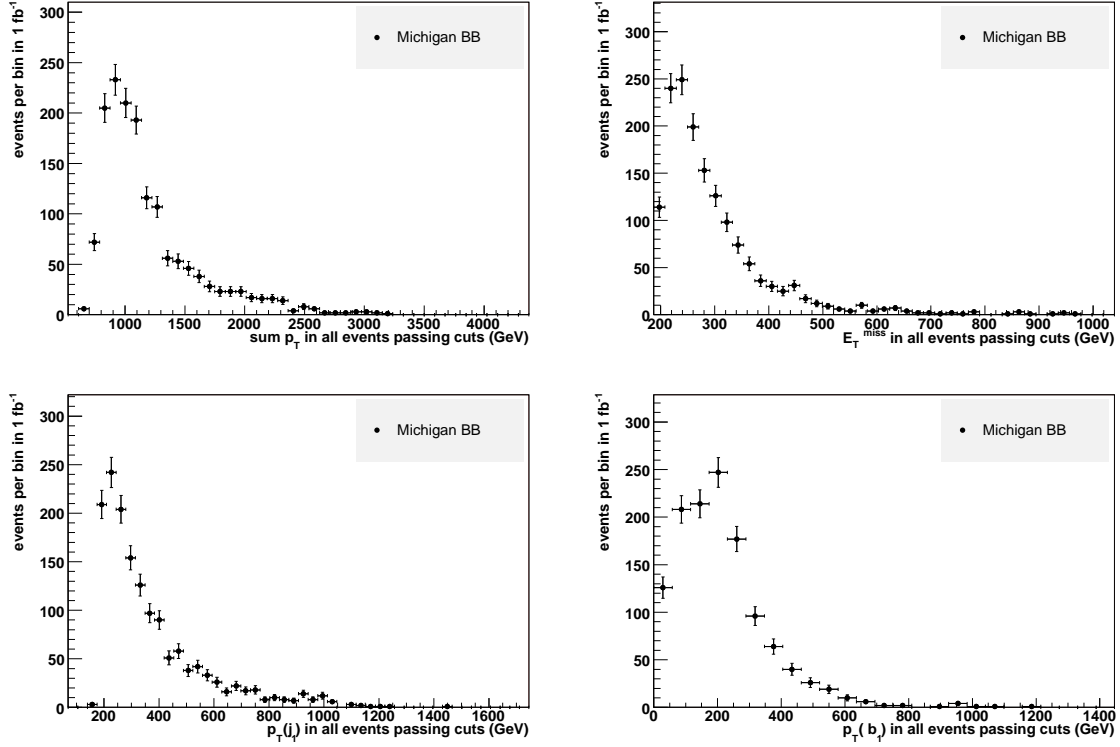


Figure 29: Kinematic distribution in the “Michigan Black Box” signal after analysis cuts have been applied. Top: scalar sum of all object p_T ’s (left), E_T^{miss} (right). Bottom: p_T of the hardest jet (left) and hardest b -tagged jet (right). For comparison, CMS Physics TDR [11] estimates suggest ~ 250 Standard Model background events pass cuts analogous to those of Table 2 and additional cuts to reduce $W/Z + \text{jets}$ and $t\bar{t}$ backgrounds with leptonically decaying bosons.

4.2 Building an OSET for the Signal

Signal-only distributions in $H_T \equiv \sum p_T$, E_T^{miss} , and $p_T(j_1)$ are shown in Figure 29 below, as are histograms of reconstructed jet and b -tagged jet counts (for a cone size $\Delta R = 0.7$) in Figure 28. These distributions and all that follow are after application of the cuts of Table 2. The signal we have found is dominantly hadronic with appreciable missing energy; high b -jet multiplicities suggest that third-generation partners play a special role. We can try to make more precise claims about the partonic final state of the signal events, but must do so with care—multiple processes are involved, and tagging efficiencies are momentum-dependent. We will restrict our attention here to new-physics interpretations with SUSY-like decay topologies, where E_T^{miss} arises from a pair of stable, neutral decay products. It is also prudent to evaluate the consistency of the observed excess with topologies with no new invisible products, where E_T^{miss} is the result of jet mis-measurement or comes from neutrinos. Note that our definition of H_T as the sum of p_T 's of all reconstructed objects and missing energies differs from the definition (here H_T^*) used in the CMS Physics TDR and in our cuts.

Let us begin by checking that the OSET we would guess from the correct Lagrangian is indeed successful. We assume the correct spectrum—a new adjoint ($m_{Adj} = 450$ GeV) a stable neutral particle ($m_{Ne} = 124$ GeV) to which it decays, and a charged state nearly degenerate with the neutral state (the hypothesis of near-degeneracy could be disproved by the presence of extra hard leptons in the decays). We will focus on the graphs of Figure 30, ignoring the electroweak processes in Figure 31 because of their low trigger rate and high background contamination. A MARMOSET input file for this OSET is shown in Figure 32. For these masses, $t\bar{t}Ne$ decays are kinematically forbidden, and we will not include them in our analysis.

These three decay mode of Adj populate final states differently: bb and tb modes produce four b -partons in each Adj pair-production event, and hence have more b -tagged jets than jj ; tb differs from bb in having more but softer jets, and sometimes producing leptons. A naive fitting procedure can be used to distinguish these modes. We count events in the Black Box signal with j reconstructed jets ($p_T > 50$), b of them b -tagged, and ℓ leptons ($p_T > 10$) for triples (j, b, ℓ) covering the signal region. These bins are further subdivided into bins according to $H_T = \sum |p_T| + E_T^{\text{miss}}$, and we have used divisions at 700, 1200, and 1500 GeV. 10000 Monte Carlo events are also generated for each of the 16 processes in the OSET; these are run through the PGS detector simulator, and events are counted in the same way. A least-squares fit of the detector-simulated count data produces accurate fits to both the cross-section and $tbCh$ and $bbNe$ branching fractions as shown in Table 3. At 2σ the di-jet decay rate is consistent with zero. Comparisons of signal and OSET Monte Carlo are shown in Figure 33. Note that at this level, the well-motivated OSET used here provides a

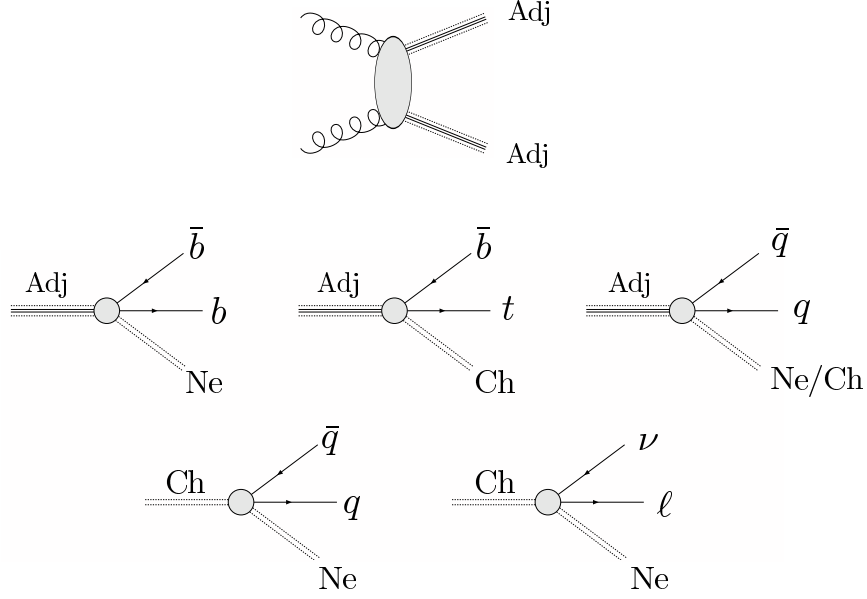


Figure 30: Diagrams in an OSET containing three new particles: a heavy SU(3) adjoint Adj , and lighter charged and neutral states Ch and Ne . We have included only the dominant visible production mode, i.e. adjoint pair-production. These processes are generated by the MARMOSSET input file is given in Figure 32.

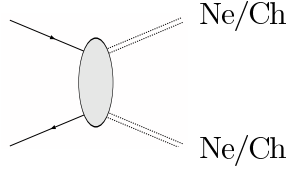


Figure 31: This electroweak production process is quite reasonable in the context of the OSET of Figure 30. We do not include it here because the trigger rate in the trigger streams we consider is negligible; therefore, our analysis does not constrain this production mode. Also, even if we included the relevant trigger streams, Standard Model electroweak backgrounds would make it difficult to observe this channel.

```

# Standard Model Particles
d dbar : pdg=1 charge=-1 color=3 mass=0.33
u ubar : pdg=2 charge=2 color=3 mass=0.33
b bbar : pdg=5 charge=-1 color=3 mass=4.8
t tbar : pdg=6 charge=2 color=3 mass=175.0
g      : pdg=21 charge=0 color=8 mass=0
e- e+   : pdg=11 charge=-3 color=0 mass=0.00051
nu_e nu_ebar : pdg=12 charge=0 color=0 mass=0.0

# New Particles
Adj      : charge=0 color=8 mass=450.0
Ne       : pdg=1000022 charge=0 color=0 mass=124.0
Ch Ch~   : charge=3 color=0 mass=130.0

# Decay Modes
Adj > b bbar Ne
Adj > t bbar Ch~
Adj > u ubar Ne
Adj > u dbar Ch~
Ch > u dbar Ne
Ch > e+ nu_e Ne

# Production Modes
g g > Adj Adj : matrix=1

# Invisible Production Modes (not included)
# u ubar > Ch Ch~ : matrix=1
# u dbar > Ch Ne   : matrix=1

```

Figure 32: MARMOSET input file for the OSET in Figure 30. For a first pass, we have chosen flat matrix elements for all production modes. Because leptons from Ch decays will be soft, we have only included electrons in the Ch decays to avoid a proliferation of non-essential processes. Note that in the context of this OSET, the decay $\text{Adj} > \text{t} \text{tbar} \text{Ne}$ is kinematically forbidden and therefore not included. From this file, MARMOSET creates 10 PYTHIA processes. At the bottom of the file, the associated chargino and neutralino production modes have been commented out; these processes (see Figure 31) do not trigger at an appreciable rate in the trigger streams we consider.

Process	Fit Rate	Actual Rate
$\sigma(gg \rightarrow Adj Adj)$	$43.1 \pm 2.9 \text{ fb}$	28.0 fb
$\text{Br}(Adj \rightarrow \bar{t}bCh^+ \text{ or } c.c.)$	0.74 ± 0.04	0.77
$\text{Br}(Adj \rightarrow b\bar{b}Ne)$	0.25 ± 0.03	0.22
$\text{Br}(Adj \rightarrow q\bar{q}Ne)$	0.01 ± 0.01	0.01
$\text{Br}(Ch \rightarrow q\bar{q}'Ne)$	0.88 ± 0.11	0.60
$\text{Br}(Ch \rightarrow e/\mu\bar{\nu}Ne)$	0.12 ± 0.11	0.40

Table 3: Fit results at 1 fb^{-1} . Error bars quoted are for uncorrelated modification of parameters subject to constraints of the form $\sum_X \text{Br}(Adj \rightarrow X) = 1$; correlated errors are comparable. Note that statistical and systematic uncertainties due to Standard Model background would decrease the precision of the fit if they were properly included. Another systematic effect—the pull on parameters by a channel we have not included—could play a role, but we have attempted to reduce that effect by choosing H_T bin divisions that isolate the missing channel. We have fit to Ch branching ratios by treating e and μ identically in the fit, and including only the e decay mode in an OSET. As we will see in Table 7, with increased statistics, the overestimate of the total cross section is reduced.

model-independent characterization of the data.

Is this picture consistent with supersymmetry? And if so, what are the SUSY parameters? Two notable aspects of this story are a nearly-degenerate “chargino” (Ch) near the “LSP” (Ne) and the preponderance of 3rd-generation quarks among decay products. Already these facts, readily apparent from the OSET, significantly constrain SUSY explanations—a pure Bino LSP is ruled out, and our attention must be focused on less standard parameter choices. Both properties are accounted for if the LSP is mostly Higgsino, but are also consistent with a Wino or nearly degenerate Wino and Bino—in the latter two cases, the preponderance of 3rd-generation decays could be explained by 3rd-generation squarks much lighter than the other squarks. At this point, we cannot readily distinguish the two scenarios in Figure 34. In either case, study of soft leptons from $Ch \rightarrow Ne$ leptonic decays could constrain the Ch – Ne mass-splitting, shedding light on the electroweak-ino mixing.

This OSET has served its two purposes well. It suggests regions of theory space consistent with the data. At the same time, it offers a more efficient and transparent characterization of the data than the full model would; the cross-section and branching ratios we have found are determined in the SUSY models not only by the on-shell masses but also by many neutralino-mixing parameters and squark masses. But could we have arrived at it without knowing the model in advance?

4.3 Mass Determination

As is well-known, accurately determining absolute mass scales is difficult in cases where full event reconstruction is not possible. We do not add any new techniques for mass determination here,

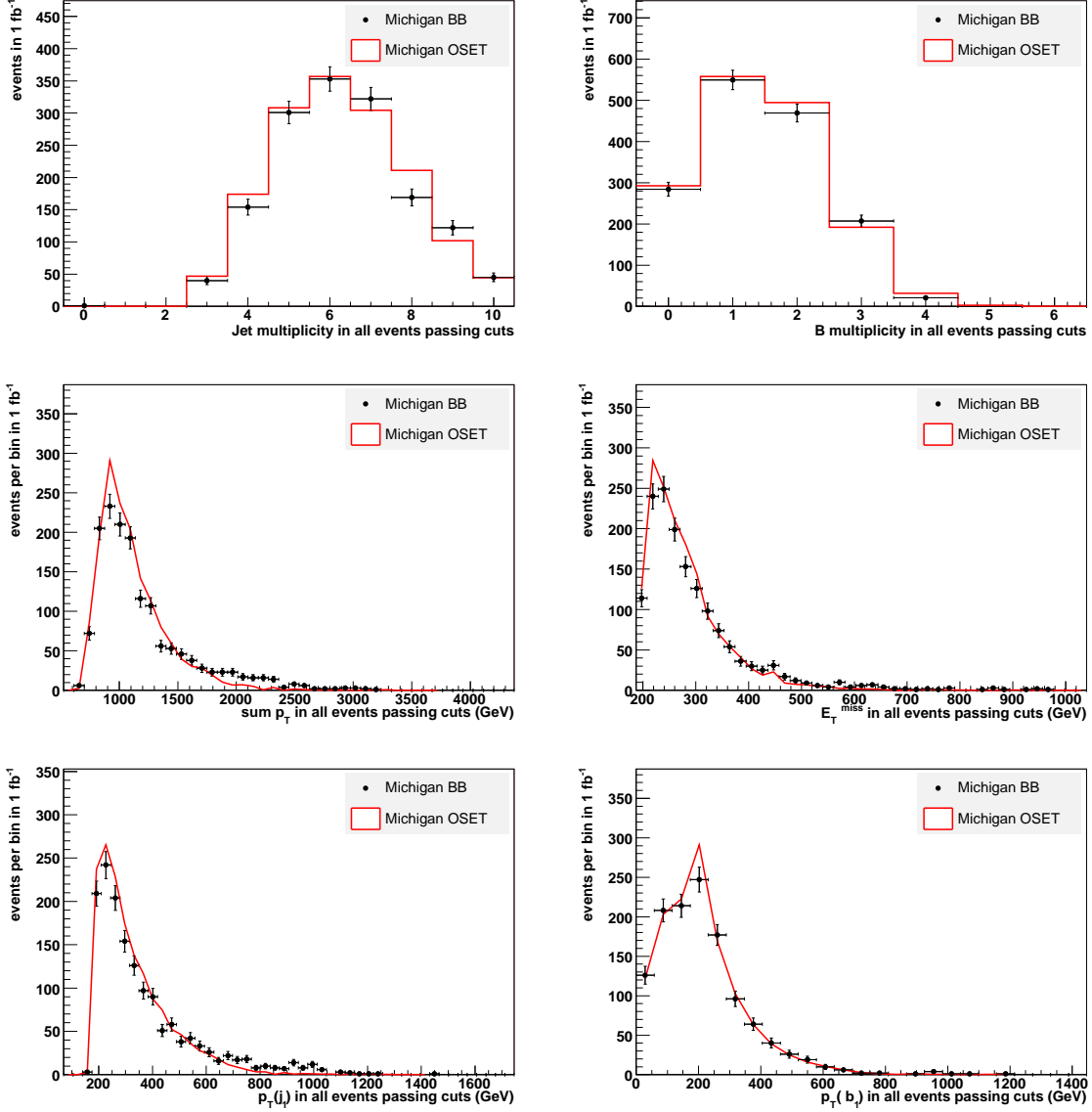


Figure 33: Comparisons of the Michigan Black Box data against an OSET fit, obtained by optimizing cross-sections and branching ratios in the OSET specified in Figures 30 and 32. In this case, optimization is done by a simple χ^2 fit to correlated object multiplicities; the branching ratios obtained by our fit are summarized in Table 3. Top: Histograms of jet (left) and b -tagged jet (right) multiplicities. Middle: H_T and E_T^{miss} distributions. Bottom: distributions of p_T for the hardest jet (left) and hardest b -tagged jet (right). The disagreement at high H_T and high jet p_T will be discussed in Section 4.5.

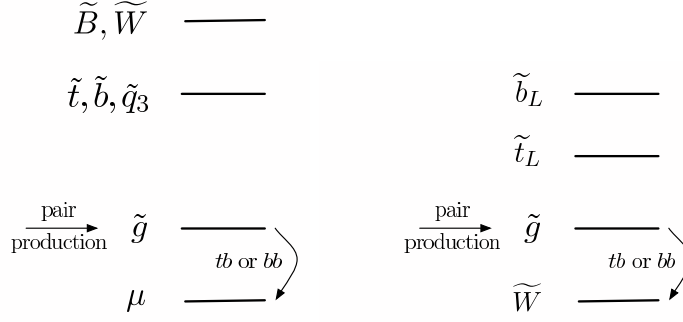


Figure 34: The prevalence of third-generation decays for Adj in our OSET fit suggests two patterns of masses in the MSSM that could be consistent with the signal. The 3rd-generation richness can be explained by either a Higgsino LSP (stronger couplings to the third generation) or a large splitting between 3rd-generation squarks and those associated with the lighter generations, in which case first-generation \tilde{g} decays are suppressed by the large squark mass in an off-shell propagator. A Bino LSP cannot reproduce the nearly degenerate neutral and charged states of our OSET.

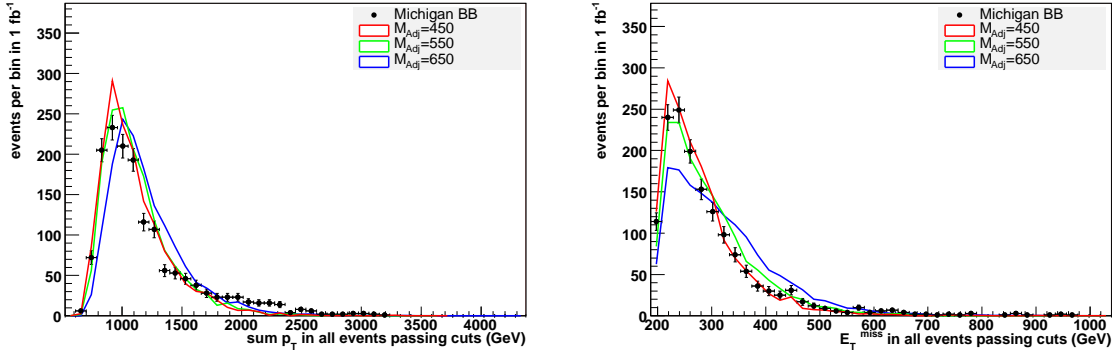


Figure 35: Neither H_T nor E_T^{miss} distributions can be matched accurately when the mass of the produced adjoint particle is varied by 200 GeV.

and only comment on how mass scales can be inferred in an OSET context. We have chosen the masses in this OSET with foresight, but could they have been determined from the data? At low luminosities and with the smearing of jet energies, we cannot easily reconstruct any sharp kinematic features (edges and endpoints at the boundaries of phase space) that permit precise mass measurement. Nonetheless, if the detector response to jets is well-calibrated on Standard Model processes, we can resolve various particle masses from the shapes of p_T distributions.

For example, raising the mass of the Adj particle that is pair-produced significantly affects the kinematics of decays—all products carry more momenta, so that H_T and E_T^{miss} (shown in Figure 35), as well as individual object p_T 's, increase correspondingly. A shift of 100 GeV begins to be resolvable.

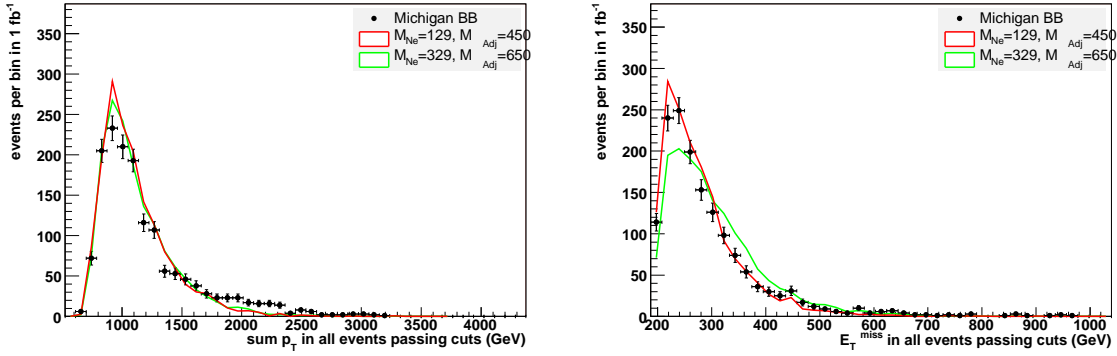


Figure 36: Here, we have increase the adjoint mass by 200 GeV in the OSET. A consistent fit to counts binned over H_T is possible when the mass of the produced adjoint is coupled to a mass shift in the final-state invisible particle, but is irreconcilable with the E_T^{miss} distribution. The ability to resolve this difference requires clear understanding of Standard Model backgrounds and calibration of missing energy distributions, and may be impossible in early LHC running.

The leading effect of m_{Adj} on the available decay phase space can be reduced by increasing the mass of Ne , the stable final-state particle, in lockstep. This shift, illustrated in Figure 36, keeps visible object p_T 's fixed, but we see that some difference in E_T^{miss} is still visible. It should be noted that the mass scale determined by these means *assuming* a flat production matrix element will be inaccurate if a threshold-suppressed contribution to $|\mathcal{M}|^2$ is important. Therefore, it would be important to test the systematic effects of different matrix element choices on mass determination.

One other element that can be used to constrain masses indirectly is the production cross section; within a model with no free couplings, this is determined by particle masses. In some regions of parameter space, the rate depends only on the mass of the particles being produced, while in others, a number of intermediate-state masses and couplings play an important role in determining the production cross section. This is one reason that leaving σ as a free parameter, as is done in an OSET, is desirable as there are often *theoretical* uncertainties in assumed mass/rate correlations. Another difficulty in tying production rates to masses is that the predictions differ among different models, so a mass measurement assuming SUSY will be different from the mass measurement assuming a different underlying model. By using an OSET parametrization, these theory systematics can be understood by varying matrix elements in a model-agnostic way.

4.4 False Starts

To achieve confidence in an OSET, it is essential not only to obtain reasonable agreement between the data and OSET predictions, but also to rule out reasonable alternative hypotheses. The ease of generating Monte Carlo for a *class* of candidate OSETs all at once –accounting for branching

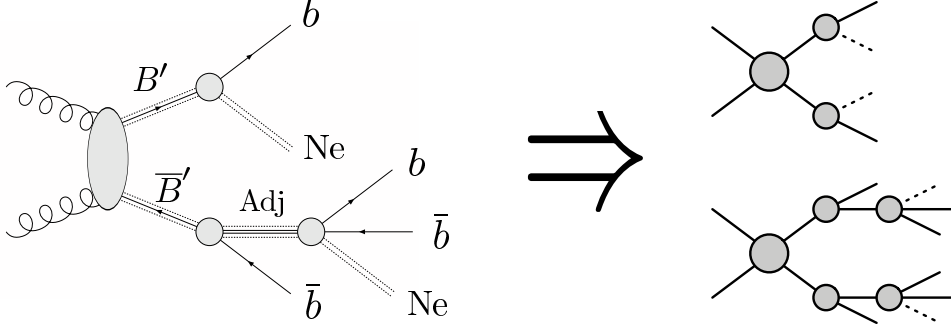


Figure 37: A triplet pair production diagram consistent with the same mass hierarchy as the OSET of Figure 30. It is implausible that this topology dominates the observed signal for three reasons: (1) it should be dwarfed by production of the lower-mass adjoint intermediate state, (2) it is necessarily accompanied by 2-quark and 6-quark topologies (small diagrams above), and (3) the resulting events would be highly asymmetric, with one jet much harder than the others, whereas the signal displayed excellent agreement with a more symmetric OSET.

ratios by re-weighting events instead of re-simulating them—makes this computationally difficult task far more approachable. The interplay of quick comparisons of OSET-level event generation to data and theoretical inferences is also essential. Here, we will not rule out alternatives thoroughly, nor even to our own satisfaction; we merely seek to outline how an analysis could proceed, and highlight this interplay.

The distributions and counts we have seen and the agreement of the data with the OSET of Section 4.2 suggest production of b quarks and W 's; b -jet counts are consistent with four b 's per event. We will assume that deviations from this counting are not dramatic. Though the process shown in Figure 37 could produce the desired final state, we reject it for several reasons: it is likely sub-dominant relative to the Adj pair-production process of Figure 30; it must be accompanied (if not dwarfed) by the 2- and 6-quark symmetric decay chains that it implies, producing a larger spread in jet multiplicity; and these decays would be quite asymmetric, with one jet typically much harder than the others.

Two more subtle modifications to the OSET of Figure 30 merit further scrutiny. One possibility is that the new triplets assumed to mediate the 3-body Adj decay could be on-shell rather than off-shell; another is that some or all of the W 's could arise from electroweak cascades rather than t quarks. An OSET for the first alternative is shown in Figure 38 and Table 4.

The mass of the B' has been *tuned* to minimize the difference among transverse distributions used in this analysis. The minimal differences with a tuned B' mass are illustrated in Figure 39. Given the combinatorial background, it is difficult to resolve a difference between on- and off-shell B' by using di-jet invariant mass distributions, looking for an edge versus an endpoint. More sophisticated analysis should be employed to resolve these cases. In this case, we resort to

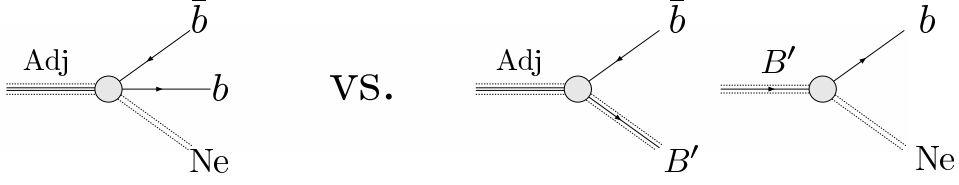


Figure 38: A modification to the OSET of Figure 30 that would yield the same partonic multiplicities in final states. Here, the Adj decays through a cascade of two-body processes rather than a three-body process. If B' were taken off-shell, this would reduce to Figure 30. For the choice of masses in Table 4, the kinematics of this process is difficult to distinguish from the off-shell process using the simple observables considered here. An OSET containing this process could be disfavored by distinguishing these processes through refined kinematic observables, or by bounding the direct production of the light state B' .

OSET Spectrum	
Adj	450 GeV
B'	360 GeV
Ch	128 GeV
Ne_1	124 GeV

Table 4: A candidate spectrum for the OSET modification in Figure 38.

somewhat indirect logic: if the B' is strongly interacting, then it should be minimally produced through QCD.

A sbottom search in the channel with a $b\bar{b}E_T^{\text{miss}}$ final state (or potentially with a $b\bar{t}E_T^{\text{miss}}$ or $t\bar{t}E_T^{\text{miss}}$ final state with additional soft charged particles) could be used to constrain the production of this B' . If results are presented as limits on $\sigma \times \text{Br}(B' \rightarrow bNe)^2$ for this topology, as functions of $m_{B'}$ and m_{Ne} , they could be readily interpreted for application to any model or to an OSET analysis. Some mass range will be excluded when one assumes only QCD production, with different exclusions depending on the B' spin, but the $\sigma \times \text{Br}^2$ limit is robust. If minimal B' production can be excluded at the B' mass for which other distributions do not show a difference, then we can rule out this scenario. Arguments along these lines could help restrict this class of model, with $m_{B'} < m_{Adj}$.

OSET Spectrum	
Adj	450 GeV
Ne_2	300 GeV
Ch	128 GeV
Ne_1	124 GeV

Table 5: Spectrum for the OSET defined pictorially in Figure 40, where the decay of Ne_2 to Ch yields enough W 's such that tops need not appear in decay chains.

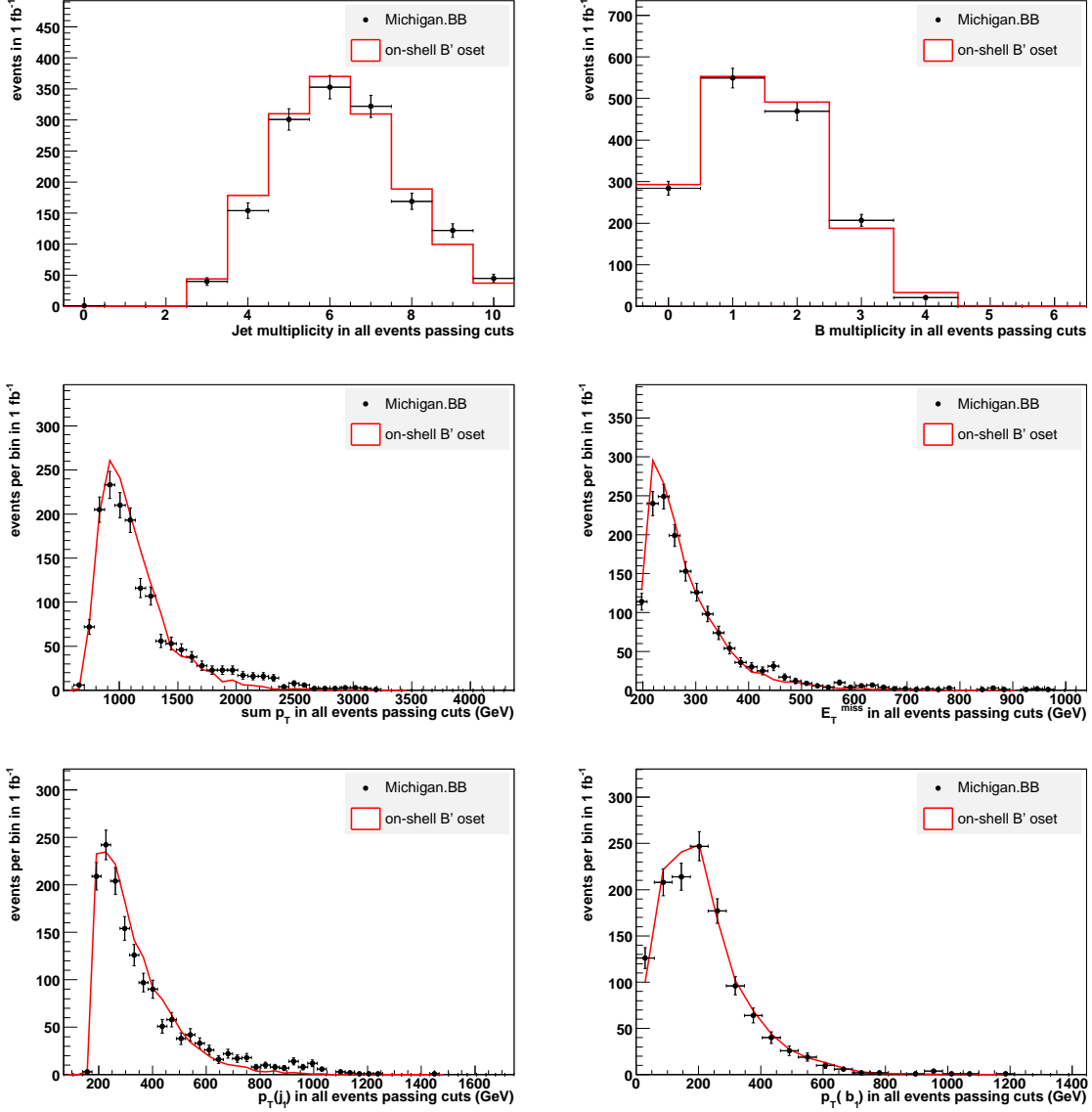


Figure 39: Top: jet (left) and b -tagged jet (right) multiplicity histograms for the OSET with an on-shell B' described in Figure 38 and Table 4. Middle: H_T and E_T^{miss} distributions. Bottom: distributions of p_T for the hardest jet (left) and hardest b -tagged jet (right). With this choice of masses, these simple observables do not distinguish effectively between three-body Adj decays as in the correct OSET and the cascades of this OSET. More sophisticated discriminators or indirect arguments (e.g. constraints on B' direct production) are required to distinguish these two scenarios.

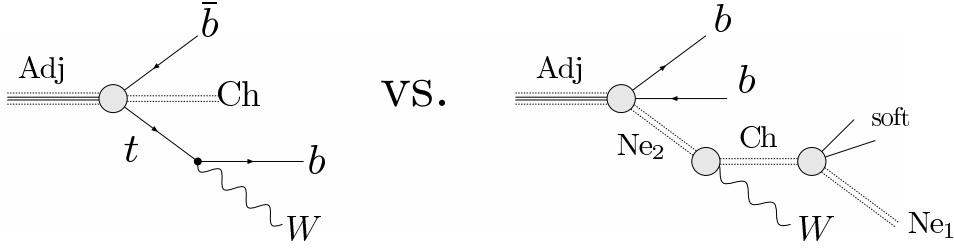


Figure 40: Another OSET modification with the same final states as the one in Figure 30, but different internal kinematics: instead of b and W coming from a t , two b 's are produced directly and W comes from an electroweak cascade. A candidate spectrum for this scenario is given in Table 5.

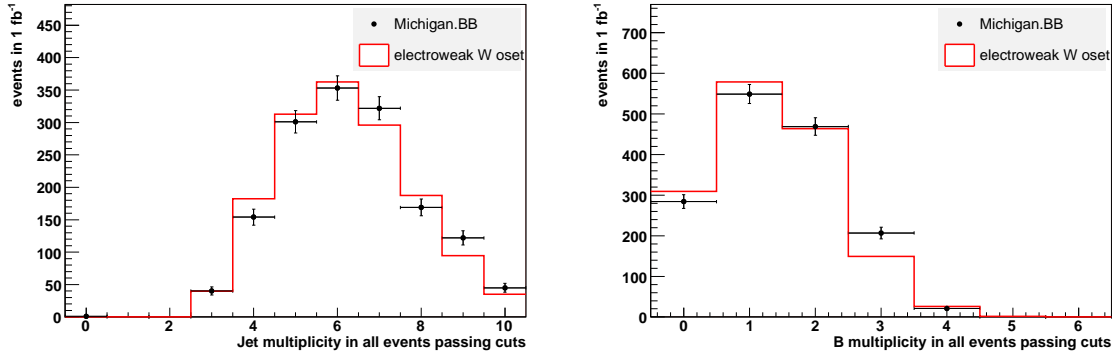


Figure 41: Histogram of jet (left) and b -tagged jet (right) multiplicities in the OSET with the decay shown in Figure 40. Without an explicit handle on the number of tops in the sample, it is consistent for the bs and W 's to come from cascade decays.

The third possibility (W 's arising from electroweak cascades, as in Figure 40) is more interesting: with this choice of Ne_2 mass, no clear differences exist in single-particle momenta, H_T , or E_T^{miss} distributions, or counts (Figures 42 and 41). So in fact the $\sim 75\%$ branching ratio $Adj \rightarrow b\bar{b}W^\pm$ could consist of any combination of $tbCh$ (Figure 30) and $bbNe_2$ (Figure 40) as far as this analysis could tell.

Given this ambiguity, two directions should be explored simultaneously; one is experimental, the other theoretical. With the complicated detector environment, we have made no attempt to explicitly reconstruct tops, but a thoughtful look at more correlated observables could show evidence of top quarks in the decays. One can also look at additional variables to try and discriminate among these event shapes. On the other hand, theoretical considerations suggest other signals to look for: if the decay $Ne_2 \rightarrow W^\pm Ch^\mp$ is present, and Ch^\mp and Ne_1 form an $SU(2)_L$ doublet, then $Ne_2 \rightarrow Z^0 Ne_1$ should also appear with a comparable rate. By searching for leptonically decaying Z 's in these events, we can indirectly limit the decay rate of $Ne_2 \rightarrow W^\pm Ch^\mp$.

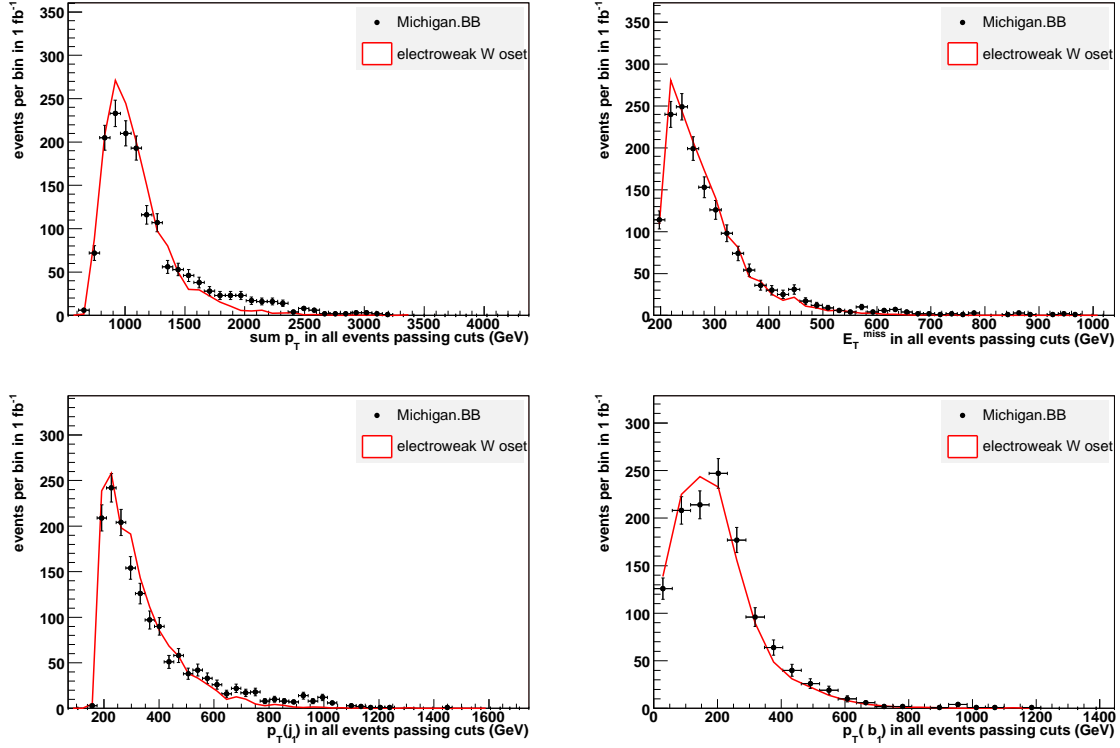


Figure 42: Several distributions for the OSET with the decay of Figure 40 and spectrum of Table 5. Top: sum of all object p_T 's (left) and E_T^{miss} (right). Bottom: Hardest jet (left) and b -jet (right) p_T 's. The distributions are not quantitatively off, indicating that $Adj \rightarrow btCh$ decays could be replaced by $Adj \rightarrow btNe_2$ decays, as long as extra W 's come from the decay of Ne_2 .

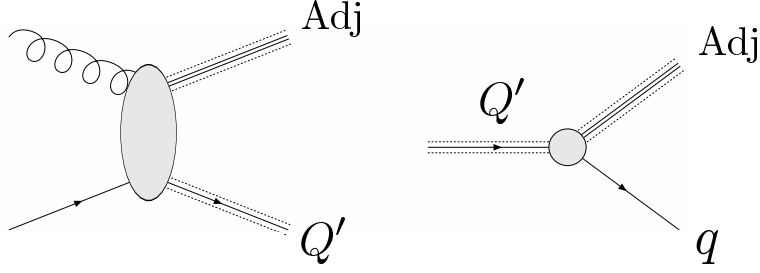


Figure 43: A new production and decay mode that we could add to the Michigan OSET of Figure 30 to account for the high H_T tail. In a SUSY scenario where gluino decays are mediated by off-shell squarks, squark-gluino associated production is indeed expected at some level. If this mode is the explanation for the high H_T tail, the Wino LSP hypothesis from Figure 34 would likely be ruled out, as it would be difficult to explain why first- and second-generation squark-gluino associated production was visible, even though the gluino decays favor the third-generation.

4.5 Sub-dominant Process or Poorly Modeled Tail?

The H_T plot for the best-fit OSET has captured the bulk of the signal events, but the overall count with $H_T > 1500$ GeV is inconsistent with the OSET at $\sim 4\sigma$. The actual significance of this excess at the LHC at 1 fb^{-1} depends on the Standard Model contribution and its uncertainty, and on the precise cuts used in the analysis. But assuming that it would eventually be identifiable as new physics, we wish to consider its interpretation *within* this class of possibilities: is it “old” new physics (a poorly modeled tail of the underlying model’s Adj pair-production process) or a new process altogether?

Among new processes, two well-motivated ones deserve particular attention. The three-body Adj decays must be mediated by new color triplets. Assuming flavor isn’t badly broken, these are bottom- and/or top-type B'/T' ; they can be pair-produced, but associated production with Adj is probably quite suppressed. Approximate flavor universality would again suggest light-quark partners Q' , and these could be produced in association with quarks as in Figure 43.

The former possibility can of course be evaluated by comparing the high- H_T data to model Monte Carlo, but the matrix element parameterization of the previous section allows a similar analysis within an OSET. For clarity, we will study this smaller effect in 5 fb^{-1} of data. This is not a realistic discovery threshold, but the point at which the differences between the models we consider are apparent, in the absence of backgrounds, through our simple observables.

Figure 44 illustrates the discrepancy between our OSET fit with flat matrix elements and the Black Box “data” signal, as well as the distribution in an OSET where we have attempted to absorb the tail into a more general matrix element. We have added terms $\sim X, X^2$ (in the parameterization of Section 2.1) to the production matrix element, as these are the terms that fall slowest, even well

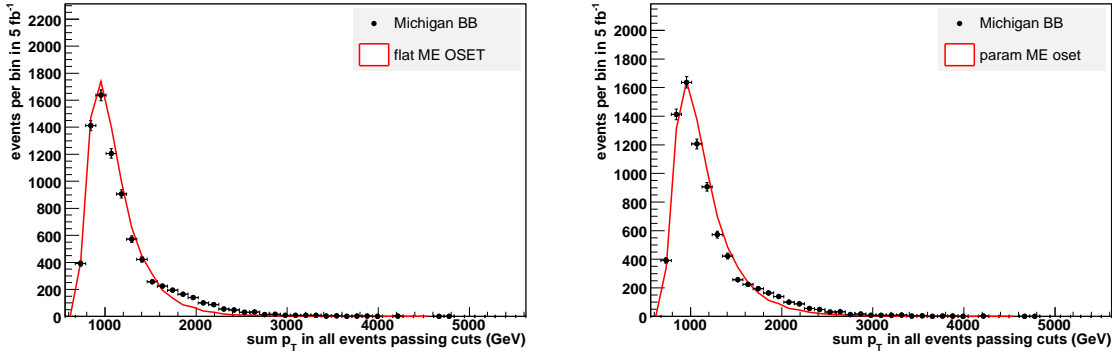


Figure 44: Results of a fit to H_T and lepton/jet/btag counts in the original OSET of Figure 30 (left) and in an OSET extended to include higher-dimension contact terms $|\mathcal{M}|^2 \sim X, X^2$ in the Adj pair-production process (right). The contact term hypothesis does not seem to adequately address the p_T spectrum.

OSET Spectrum	
Q'	1870 GeV
Adj	450 GeV
Ch	128 GeV
Ne	124 GeV

Table 6: A candidate spectrum for the OSET modification in Figure 43.

above threshold. We also examine the high- p_T tails of the improved OSET in more detail in Figure 45. In fact this is not enough—because we know that modifying the matrix element shifts the peaks of p_T distributions (and hence of H_T) as well as the tail. Therefore, we also search for OSETs that compensate for this effect by lowering m_{Adj} .

We note a few features of the events on this tail that are not consistent with a matrix element correction: these events have higher jet counts, but comparable b -tagged counts to the OSET. The leading jet is harder than in the OSET, while the leading b -jet is softer. Such an asymmetry can only come from a new production process. Both of these facts suggest that the events on the tail come from a process that produces an extra light-flavor jet—given our previous theory prejudice, a heavy triplet in associated production with Adj is an excellent guess. We have added the 1870 GeV triplet Q' to the model, which decays to $u + Adj$ (here u is a stand-in for any light-generation quark). The overall H_T distribution for a fit to this OSET is shown in Figure 46. The plots restricted to the high- H_T tail are shown in Figure 47. Comparing Figures 45 and 46, we conclude that the high H_T excess is more consistent with the additional processes suggested in Figure 43 than with a mismodeling of the adjoint pair production matrix element. A final rate fit with the new channel added is given in Table 7.

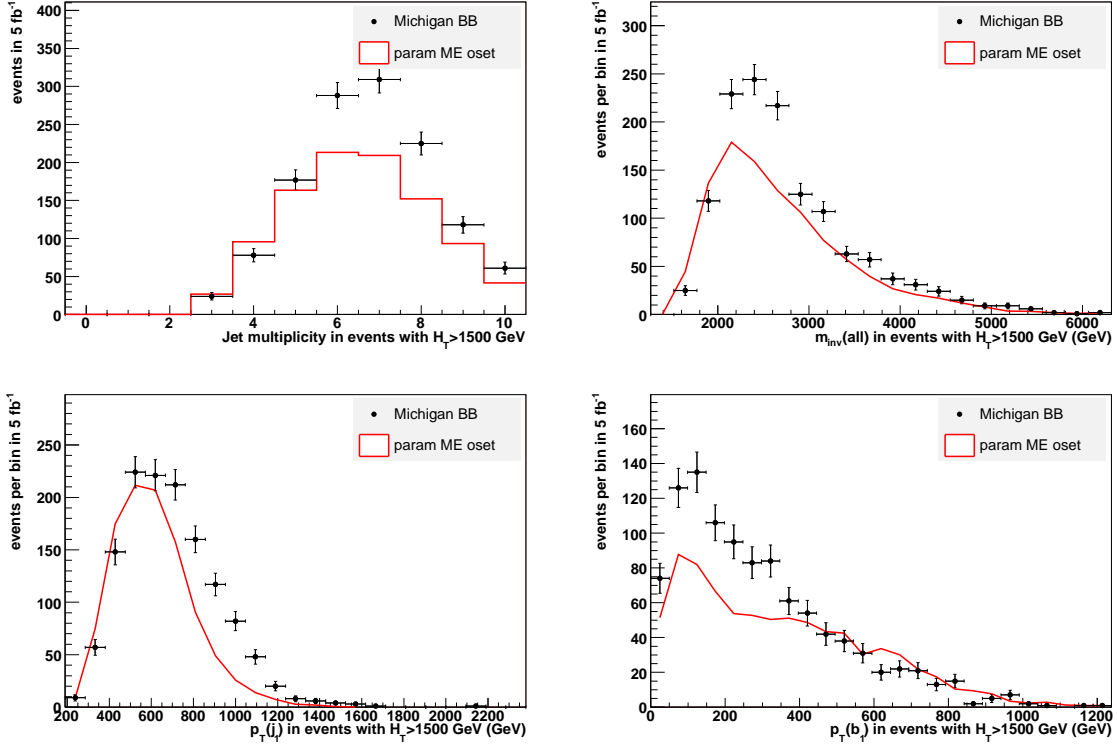


Figure 45: Results of a fit to H_T and lepton/jet/btag counts in the improved OSET with higher-dimension contact terms $|\mathcal{M}|^2 \sim X, X^2$ in the Adj pair-production process. We have focused on events in the region of the apparent excess, $H_T > 1500$ GeV. Top: jet multiplicities (left) and invariant mass of all reconstructed objects (right). On bottom, $p_T(j_1)$ (left) and $p_T(b_1)$ (right). Neither multiplicity information nor p_T spectra favor the contact term hypothesis.

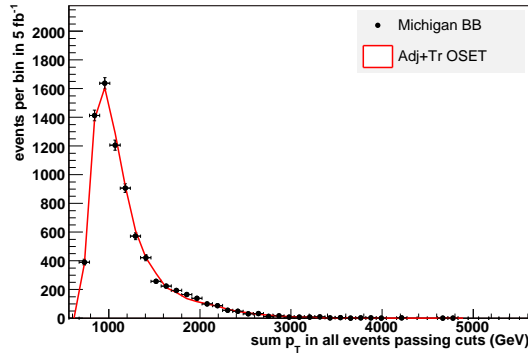


Figure 46: Once the $Q'-Adj$ associated channel from Figure 43 is added, the H_T distribution is in very good agreement with the Black Box data.

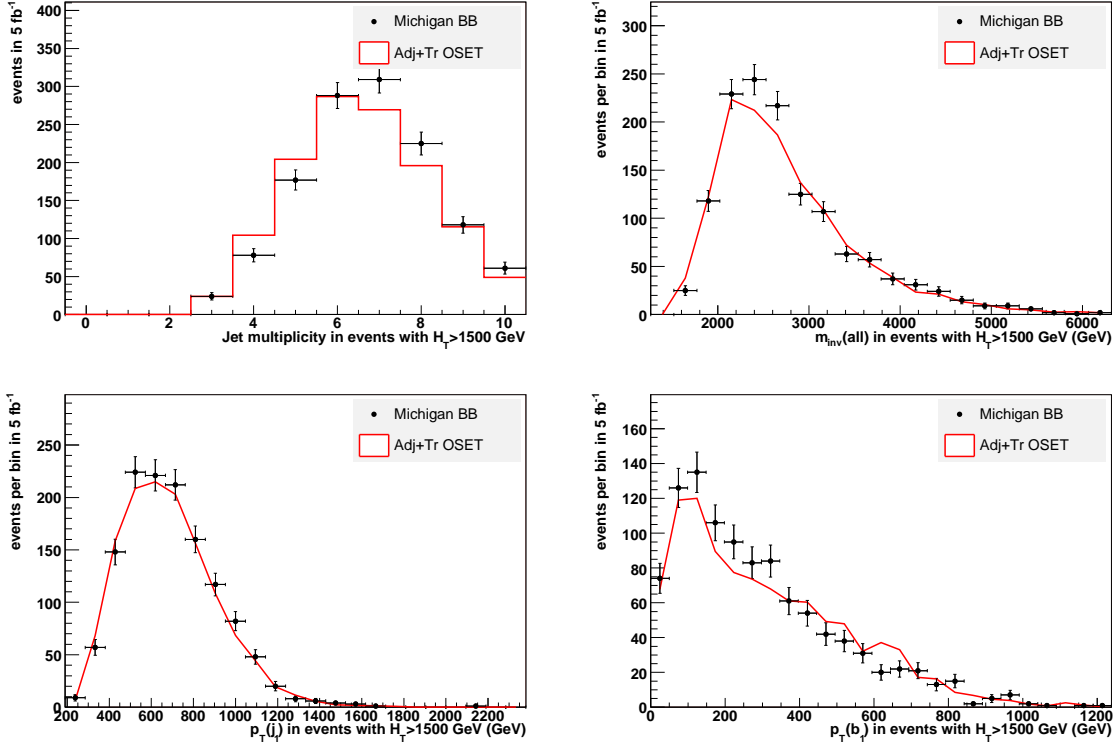


Figure 47: Results of a fit to H_T and lepton/jet/btag counts in an OSET with associated production of a heavy triplet added. We have focused on the region of the apparent excess, $H_T > 1500$ GeV. On top, inclusive jet counts and invariant mass of all reconstructed objects. On bottom, $p_T(j_1)$ (left) and $p_T(b_1)$ (right). The Q' -Adj channel qualitatively accounts for the high H_T excess.

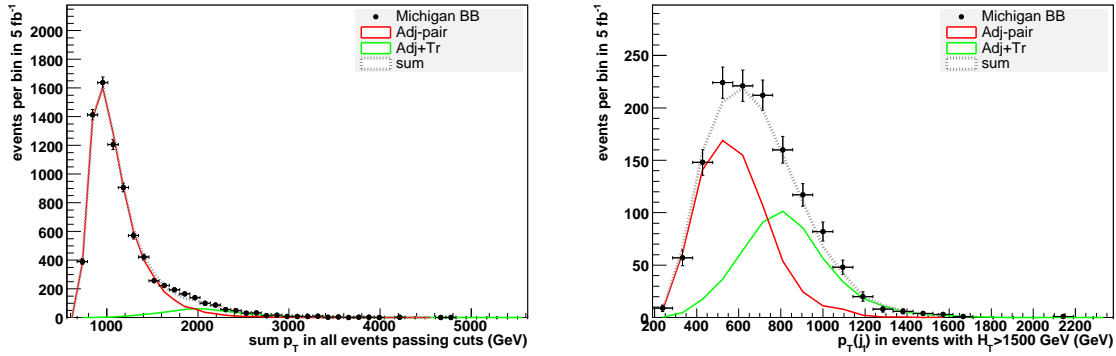


Figure 48: Error bars: H_T distribution for Michigan Black Box data. The colored lines are different production modes in an OSET fit to the data: Adj-pair production (red) and Adj- Q' associated production (green). The sum contribution (dashed) gives a good overall fit to the data.

Process	Fit Rate	Actual Rate
$\sigma(gg \rightarrow Adj Adj)$	$30.1 \pm 0.9 \text{ fb}$	28.0 fb
$\sigma(gu \rightarrow Adj Q')$	$0.31 \pm 0.04 \text{ fb}$	0.41 fb
$\text{Br}(Q' \rightarrow u Adj)$	1.0	1.0
$\text{Br}(Adj \rightarrow \bar{t}b Ch^+ \text{ or } c.c.)$	0.82 ± 0.03	0.77
$\text{Br}(Adj \rightarrow b\bar{b} Ne)$	0.17 ± 0.02	0.22
$\text{Br}(Adj \rightarrow q\bar{q} Ne)$	0.01 ± 0.01	0.01
$\text{Br}(Ch \rightarrow q\bar{q}' Ne)$	0.56 ± 0.10	0.60
$\text{Br}(Ch \rightarrow e/\mu\bar{\nu} Ne)$	0.43 ± 0.10	0.40

Table 7: Fit results at 5 fb^{-1} , including the Adj – Q' associated production channel. Error bars quoted are for uncorrelated modification of parameters subject to constraints of the form $\sum_X \text{Br}(Adj \rightarrow X) = 1$. While there appears to be a 5% systematic error in the Adj branching ratios, the qualitative agreement between the actual rates and the OSET parameterization is encouraging. Note that with increased statistics, the best fit total cross section is closer to the correct value compared to Table 3.

4.6 OSETs and Data Characterization

The process of zeroing in on the correct theoretical description of an unexplained signal, whether it arises from new physics or from the Standard Model, will not be easy. No characterization scheme can remove the fundamental difficulties associated with uncertainties in Standard Model implementation, nor the loss of information inherent in hadronic collisions and decays. These questions are hard to answer, but the OSET description has at least facilitated asking them.

The success of simple rate-fitting techniques in this example should be viewed skeptically—the Standard Model background is absent, the detector simulator agrees perfectly with the detector, and systematic errors in this approach are difficult to quantify. The primary benefit of an OSET fit is in rapidly determining key *qualitative* features of new physics—the types of new particles, their approximate masses, and which decay modes dominate, as represented in Figure 49. The agreement is striking. Even the qualitative level of detail of this description is enough to sharply focus our model-building intuition. The first OSET fit has guided us to two possibly consistent MSSM scenarios—a \tilde{H} or \tilde{W} LSP. The second relies on a mass splitting $m_{\tilde{q}} \gg m_{\tilde{t}_1}, m_{\tilde{b}_1}$ to explain the hierarchy of branching ratios—disfavored by the presence of a channel highly suggestive of squark-gluino associated production.

5 Concluding Remarks

We have shown that On-Shell Effective Theories are an effective bridge between LHC data and the fundamental theory at the TeV scale, in a wide range of possible scenarios for new physics. This is especially important for theories with a zoo of new particles, complicated production mechanisms,

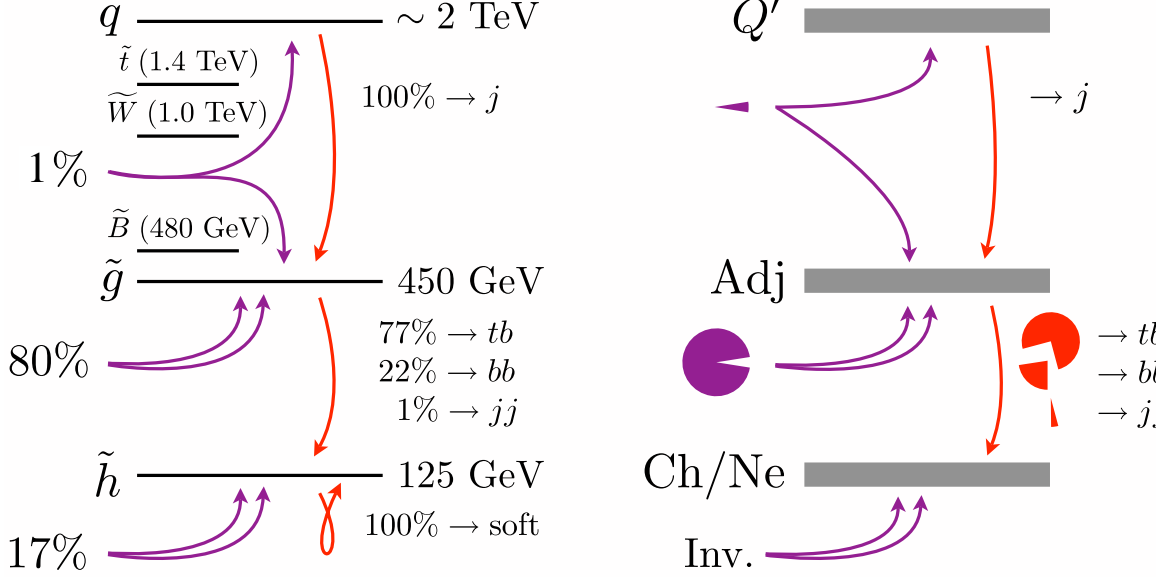


Figure 49: Left: graphical depiction of the spectrum, production and decay modes for the Michigan Black Box. Right: OSET fits have given a qualitatively correct picture of the underlying physics.

and long decay chains. MARMOSSET is a simple Monte Carlo tool for directly simulating OSET descriptions for new physics. An OSET motivated by new physics signals captures important qualitative features of the underlying model of new physics and strongly constrains its structure. The examples in this paper illustrate the productive interplay between physically motivated data characterization and model-building.

The first data from the LHC has the potential to revolutionize our understanding of fundamental physics. The collective effort of experimentalists and theorists should guide us the new Standard Model. A physically meaningful characterization of collider data will play a critical role in making this happen. OSETs and MARMOSSET can act as clear conduits of information between experimentalists and theorists in the era of discovery. In the hands of experimentalists, MARMOSSET can be used to characterize new physics discoveries and exclusion limits in a transparent way—this sort of information will be invaluable and easily understood by theorists outside the collaborations. In turn, theorists can cast their favorite Lagrangians in terms of an OSET which can be readily compared to data.

An OSET characterization of LHC data is not an end in itself but a waystation on the path to a fundamental theory. The OSET framework will only be successful if it leads to a compelling Lagrangian that obviates the need for an OSET description. Ultimately, understanding the structure of this effective Lagrangian will unveil the new principles of Nature long anticipated at the weak scale.

Acknowledgments

We are indebted to Johan Alwall, Matthew Baumgart, Liam Fitzpatrick, Tom Hartman, Jared Kaplan, and Itay Yavin for furthering the development of MARMOSSET through their programming efforts. We thank Rikard Enberg, Paddy Fox, Roni Harnik, Michele Papucci, and John Terning for testing MARMOSSET in its infancy.

We benefitted greatly from conversations with Dante Amidei, John Conway, Su Dong, Melissa Franklin, Henry Frisch, Fabiola Gianotti, Eilam Gross, Joao Guimaraes da Costa, Valerie Halyo, Tao Han, Beate Heinemann, John Huth, Gordy Kane, Paul Langacker, Patrick Meade, Michael Peskin, Aaron Pierce, Leonardo Rastelli, Matt Reece, Albert de Roeck, Maria Spriopulu, Matt Strassler, Scott Thomas, Chris Tully, Herman Verlinde, Gordon Watts, and Charlie Young. Discussion of the “Michigan Black Box” draws heavily from the work of all involved in the LHC Olympics, particularly Matt Bowen and Matt Strassler for their inspiring first assault on the problem, the members of the Harvard Michigan Black Box team, and the creator of the black box, Gordy Kane. Special thanks to the entire LHCO community for stimulating and facilitating the development and study of numerous data challenges.

The work of N.A.-H. is supported by the DOE under contract DE-FG02-91ER40654. P.S. and N.T. are each supported by National Defence Science and Engineering Fellowships. J.T. is supported by a fellowship from the Miller Institute for Basic Research in Science. The work of L.-T.W. is supported by the National Science Foundation under Grant No. 0243680 and the Department of Energy under grant DE-FG02-90ER40542. Any opinions, findings, and conclusions or recommendations expressed in this material are those of the author(s) and do not necessarily reflect the views of the National Science Foundation. S.M. is supported by Fermi Research Alliance, LLC under Contract No. DE-AC02-07CH11359 with the United States Department of Energy.

A Structure of Non-Resonant $2 \rightarrow 2$ Scattering

In this appendix, we address the physics of $2 \rightarrow 2$ production processes. The main point of an OSET parametrization scheme is to capture the possible kinematic shapes of variables that are useful for untangling and interpreting new physics. For now, we will focus on inclusive single object rapidity and p_T distributions. As we’ll see and as the reader might find intuitive, we can tremendously improve our scheme over the constant approximation by including the leading order near-threshold behavior of matrix elements. Less intuitive and more useful to exploit is that for rapidity and p_T variables, there is a large shape degeneracy among the possible matrix element behaviors. When we exploit these shape degeneracies, we will find a simple parametrization scheme that captures both

rapidity and p_T shapes. Empirical results appear in Appendix A.2 which are more fully justified in Appendix A.3.

A.1 Parametrizing $2 \rightarrow 2$ Particle Production

Let's start by introducing some notation and basic formulas to facilitate our analysis. For a general $a + b \rightarrow c + d$ process (we assume a and b are massless), the kinematics can be completely described in terms of the familiar Mandelstam variables $\hat{s} = (p_a + p_b)^2$, $\hat{t} = (p_a - p_c)^2$, and $\hat{u} = (p_a - p_d)^2$, where $p_{a,b,c,d}$ are the four-vectors for particles a , b , c , and d . If we are working in the center-of-mass frame, it is convenient to express both \hat{t} and \hat{u} in terms of \hat{s} and $\xi \equiv \beta \cos(\theta)$ as,

$$\hat{t} = -\frac{1}{2} ((\hat{s} - m_c^2 - m_d^2) - \hat{s}\xi), \quad \hat{u} = -\frac{1}{2} ((\hat{s} - m_c^2 - m_d^2) + \hat{s}\xi), \quad (17)$$

where θ is the center-of-mass scattering angle, $m_{c,d}$ are the final state masses, and

$$\beta^2 = \left(1 - \frac{m_c^2}{\hat{s}} - \frac{m_d^2}{\hat{s}}\right)^2 - 4 \frac{m_c^2}{\hat{s}} \frac{m_d^2}{\hat{s}}. \quad (18)$$

In the lab frame, it is convenient to express the final state kinematics in term of the transverse momentum squared

$$p_T^2 = \frac{\hat{t}\hat{u} - m_c^2 m_d^2}{\hat{s}}, \quad (19)$$

as well as the rapidity y of one of the final states (say particle c):

$$y = \frac{1}{2} \log \left(\frac{E_c + p_{z,c}}{E_c - p_{z,c}} \right), \quad (20)$$

where E, p_z are evaluated in the lab frame. As is well known, rapidity is additive under longitudinal boosts, so it is often easier to work in terms of the center of mass rapidity \hat{y} and then boost by the initial state rapidity \bar{y} to get back to the lab frame.

In what follows, we will be interested in computing differential distributions for the transverse momentum $\frac{d\sigma}{dp_T}$ as well as the rapidity $\frac{d\sigma}{dy}$. Following the usual parton model for hadronic collisions, we start with the full differential cross section

$$\sigma(a + b \rightarrow c + d) = \int d\bar{y} d\tau d\hat{t} \frac{f_a(x_a, Q^2) f_b(x_b, Q^2)}{\hat{s}^2} \left(\hat{s}^2 \frac{d\hat{\sigma}}{d\hat{t}} \right), \quad (21)$$

where the $f_{a,b}(x_{a,b}, Q^2)$ are the parton distribution functions, Q^2 is the momentum transfer squared of the process, $x_{a,b}$ are the longitudinal momentum fractions of incoming particle a and b respectively, $\tau = x_a x_b$, and $\bar{y} = \frac{1}{2} \log \left(\frac{x_a}{x_b} \right)$. The squared matrix element for any $2 \rightarrow 2$ process is proportional to the differential cross section for scattering, $|\mathcal{M}|^2 \sim \hat{s}^2 \frac{d\hat{\sigma}}{d\hat{t}}$, hence we've isolated this piece in Eq. (21).

For convenience, we adopt a set of dimensionless variables with which to express our results. For the process $a + b \rightarrow c + d$, let's define dimensionless \hat{s} and p_T^2 variables as

$$X \equiv \frac{\hat{s}}{s_0}, \quad x_T^2 \equiv \frac{4p_T^2}{s_0}, \quad (22)$$

where $s_0 = (m_c + m_d)^2$ is the threshold center-of-mass energy squared. We also introduce final state mass asymmetry parameters Δ and Δ' as

$$\Delta \equiv 1 - \frac{4m_c m_d}{s_0}, \quad \Delta' \equiv \frac{m_c^2 - m_d^2}{s_0}, \quad (23)$$

so that $\Delta, \Delta' \rightarrow 0$ as $m_c \rightarrow m_d$. In terms of our dimensionless variables, we can express the kinematic quantities ξ^2 and β^2 :

$$\begin{aligned} \xi^2 &= 1 - \frac{1 + x_T^2 + \Delta}{X} + \frac{\Delta}{X^2} = \left(1 + \frac{\Delta'}{X}\right)^2 \tanh(\hat{y})^2, \\ \beta^2 &= \xi^2 + \frac{x_T^2}{X}. \end{aligned} \quad (24)$$

The lower boundary $X_{\min}(x_T, \Delta)$ of phase space occurs when $\xi = 0$, and the upper boundary X_{\max} depends on the beam center-of-mass energy squared s_b , yielding

$$X_{\min}(x_T, \Delta) = \frac{(1 + \Delta + x_T^2) + \sqrt{(1 + \Delta + x_T^2)^2 - 4\Delta}}{2}, \quad X_{\max} = \frac{s_b}{s_0}. \quad (25)$$

Note that $1 \leq X_{\min}(x_T, \Delta)$. The longitudinal momentum fractions can be expressed as

$$x_a = e^{\bar{y}} \sqrt{\frac{s_0}{s_b}} X, \quad x_b = e^{-\bar{y}} \sqrt{\frac{s_0}{s_b}} X, \quad (26)$$

and we see that the initial state rapidity is constrained between $-\bar{y}_*(X) \leq \bar{y} \leq \bar{y}_*(X)$, where

$$\bar{y}_*(X) = \frac{1}{2} \log \left(\frac{s_b}{s_0 X} \right). \quad (27)$$

Before calculating differential distributions, it is convenient to define dimensionless “parton luminosity” functions

$$\rho_{ab}(\bar{y}, X, s_0) \equiv \frac{x_a f_a(x_a) x_b f_b(x_b)}{X^2}. \quad (28)$$

Figure 50 displays the integrated “parton luminosities” $\rho_{ab}(X, s_0) = \int d\bar{y} \rho_{ab}(\bar{y}, X, s_0)$ for several different initial states at $Q^2 = (500 \text{ GeV})^2$. For simplicity, the logarithmic running of the PDFs as a function Q^2 is ignored in performing this integration. As can be seen, for a given value of s_0 , it is often a very good approximation to take $\rho(X, s_0) \approx AX^q$, valid over a region from $X = 1$ to $X \sim 10$. Typical values of q fall in the range of $q \sim -3$. Many of the properties of $\frac{d\sigma}{dx_T}$ that we will discuss later will follow from this simple parametrization. Another useful fact that we will exploit is that the parton distribution function f_a can be parametrized as

$$x_a f_a(x_a) = x_a^{\eta_a} (1 - x_a)^{\gamma_a} P_a(x_a), \quad (29)$$

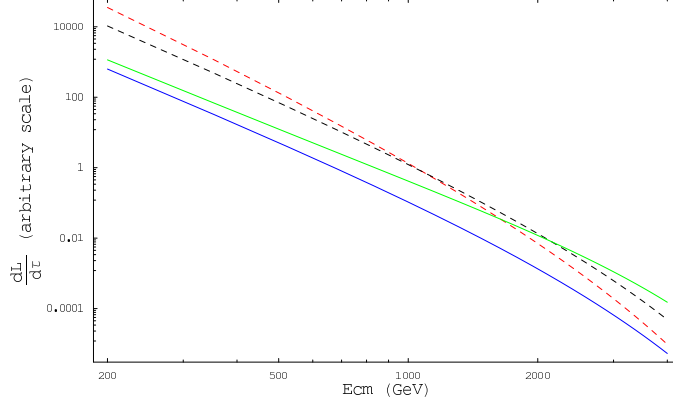


Figure 50: Dimensionless “parton luminosities” integrated over center-of-mass rapidity at $Q^2 = (500 \text{ GeV})^2$. We use the MRST PDFs [39]. The overall scale is arbitrary. From top to bottom starting on the left of the graph are, gg , ug , uu , and $u\bar{u}$ respectively. Note that locally, the parton luminosities behave as homogenous functions of E_{cm} , especially below $\sim 2 \text{ TeV}$.

where $\eta_a, \gamma_a > 0$ and $P_a(x_a) = A_a + B_a x_a + C_a x_a^2 + \dots$. We will ignore $P_a(x_a)$, as it is often negligible and will not effect our basic results in later subsections. For understanding $\frac{d\sigma}{dy}$, we will use the fact that f_a is well-behaved in x_a .

Throughout the remainder of our discussion, we will ignore the logarithmic running of the f_a with Q^2 and the running of any couplings. Having made that approximation, which is valid to the $\sim 1\%$ level for most of the quantities we will compute, we can express the full differential cross sections in dimensionless form. Taking either (\bar{y}, X, ξ) , (\bar{y}, X, x_T) , or (\bar{y}, X, \hat{y}) as independent variables, we can rewrite Eq. (21) as

$$\begin{aligned} s_0 d^3\sigma(a+b \rightarrow c+d) &= \frac{1}{2} d\bar{y} dX d\xi \rho_{ab}(\bar{y}, X, s_0) \left(\hat{s}^2 \frac{d\hat{\sigma}}{d\hat{t}} \right), \\ &= \frac{1}{2} d\bar{y} dX dx_T \left(\frac{x_T}{X\xi} \right) \rho_{ab}(\bar{y}, X, s_0) \left(\hat{s}^2 \frac{d\hat{\sigma}}{d\hat{t}} \right), \\ &= \frac{1}{2} d\bar{y} dX d\hat{y} \left(1 + \frac{\Delta'}{X} \right) (1 - \tanh(\hat{y})^2) \rho_{ab}(\bar{y}, X, s_0) \left(\hat{s}^2 \frac{d\hat{\sigma}}{d\hat{t}} \right). \end{aligned} \quad (30)$$

Ultimately, we are interested in differential distributions for x_T and $y = \hat{y} + \bar{y}$. We can integrate Eq. (30) to calculate $\frac{d\sigma}{dx_T}$ and $\frac{d\sigma}{dy}$ as

$$s_0 \frac{d\sigma}{dx_T} = \int_{X_{\min}(x_T, \Delta)}^{X_{\max}} dX \int_{-\bar{y}_*}^{\bar{y}_*} d\bar{y} \left(s_0 \frac{d^3\sigma}{d\bar{y} dX dx_T} \right), \quad (31)$$

$$s_0 \frac{d\sigma}{dy} = \int_1^{X_{\max}} dX \int_{-\bar{y}_*}^{\bar{y}_*} d\bar{y} \left(s_0 \frac{d^3\sigma}{d\bar{y} dX dy} \right). \quad (32)$$

In the next subsections, we explore the shapes of $\frac{d\sigma}{dx_T}$ and $\frac{d\sigma}{dy}$ for different values of $|\mathcal{M}|^2 \sim \hat{s}^2 \frac{d\hat{\sigma}}{d\hat{t}}$.

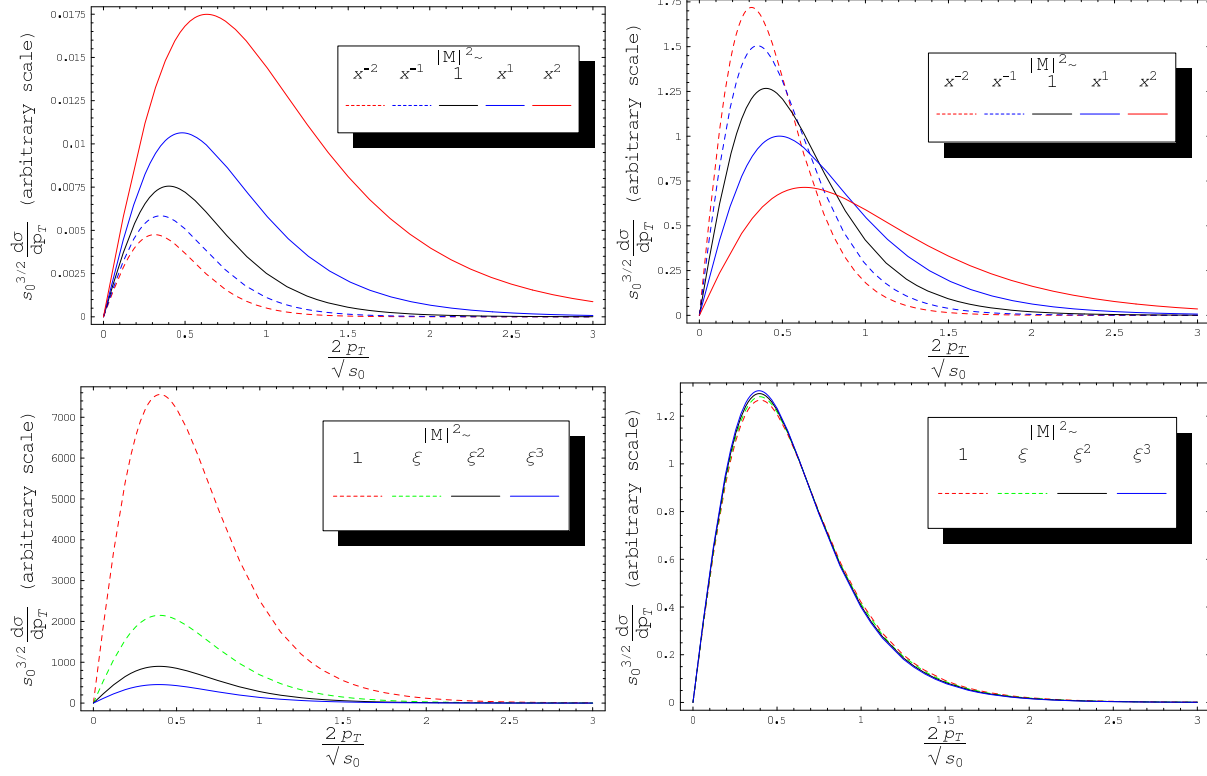


Figure 51: Inclusive x_T distributions for different choices of $|\mathcal{M}|^2$. Final state masses are taken as equal with $s_0 = (1 \text{ TeV})^2$ and $Q^2 = (500 \text{ GeV})^2$. The top left illustrates the relative normalization differences for $|\mathcal{M}|^2 \sim X^m$ behavior. The top right illustrates shape differences by displaying the different $|\mathcal{M}|^2$ with the same overall normalization. The bottom left and right similarly illustrate normalization and shape difference respectively, comparing $|\mathcal{M}|^2 \sim \xi^n$ behavior instead. We see that the transverse structure is largely independent of ξ .

A.2 Rules of Thumb

Perhaps the simplest way to parametrize $2 \rightarrow 2$ scattering is to approximate the behavior of the matrix element $|\mathcal{M}|^2 \sim \hat{s}^2 \frac{d\hat{\sigma}}{dt}$ as the sum of rational polynomials in X and ξ ,

$$|\mathcal{M}|^2 \approx \sum_{mn} C_{mn} X^m \xi^n. \quad (33)$$

As an empirical exercise, we can compare the y and x_T distributions for matrix element of the form $|\mathcal{M}|^2 \sim X^n \xi^m$. This is illustrated in Figure 51 for x_T distributions.

As is clearly evident and hardly surprising, for $|\mathcal{M}|^2 \sim X^m$ the moments of the x_T distributions increase/decrease with increasing/decreasing powers m . More surprising is that the shapes of the x_T distributions do not depend on ξ ! Illustrated in Figure 52 are the rapidity distributions for varying choices of $|\mathcal{M}|^2$. Evident is the strong correlation in the shape structure of the rapidity distribution with ξ while there is essentially no dependence on X .

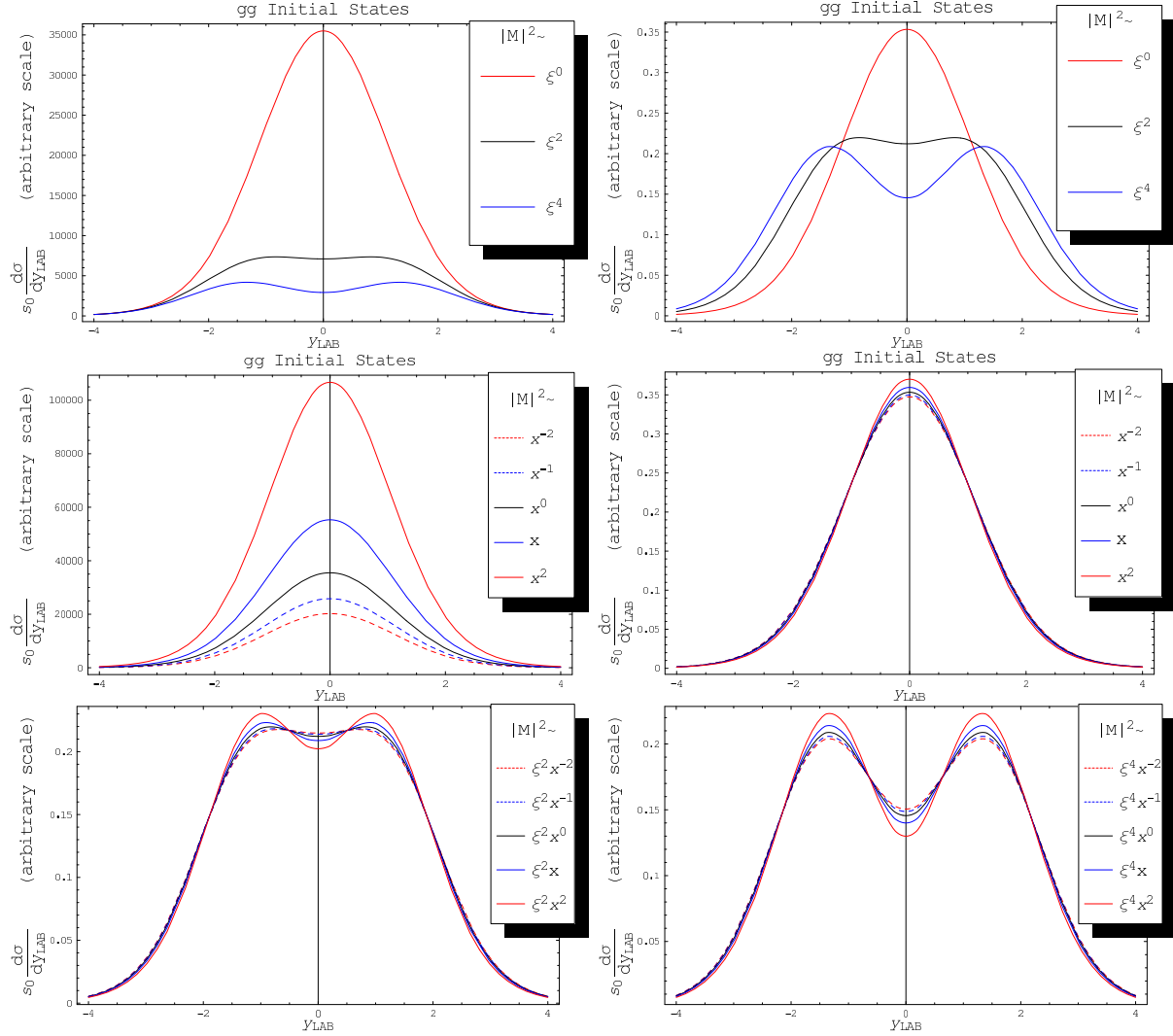


Figure 52: Inclusive rapidity distributions shown for various choices of $|\mathcal{M}|^2 \sim X^m \xi^n$ with gg initial states. Final state masses are taken as equal with $s_0 = 1 \text{ TeV}^2$ and $Q^2 = (500 \text{ GeV})^2$. Top left/right: Un-normalized/normalized distributions for $|\mathcal{M}|^2 \sim \xi^n$. Middle left/right: Un-normalized/normalized distributions for $|\mathcal{M}|^2 \sim X^m$. Bottom left: Normalized distributions for $|\mathcal{M}|^2 \sim \xi^2 X^m$. Bottom right: Normalized distributions for $|\mathcal{M}|^2 \sim \xi^4 X^m$. We see that the rapidity structure is largely independent of X .

Equipped with these observations, we are ready to state some generally applicable and very useful results for modeling x_T and y observables. We argue that for general non-resonant $2 \rightarrow 2$ processes:

- *The shape of $\frac{d\sigma}{dx_T}$ is well-parametrized by leading order in X behavior without regard to ξ dependence.* This works because of an approximate shape invariance of $\frac{d\sigma}{dx_T}$ under $|M| \rightarrow |M|\xi^p$. In most cases, including only leading order X behavior suffices to capture the transverse structure at the $\sim 5\%$ level.
- *An approximate shape invariance of $\frac{d\sigma}{dy}$ under $|M| \rightarrow |M|X^p$ allows one to model the x_T structure without effecting the shape modeling of $\frac{d\sigma}{dy}$.*
- *Once the transverse structure is well modeled, the rapidity structure is usually fixed by the PDF structure with sub-leading correction in ξ .* Moreover, inclusion of these sub-leading ξ corrections does not effect the x_T distributions by virtue of the ξ shape invariance of $\frac{d\sigma}{dx_T}$.

We will rigorously demonstrate these points below. As these results will help define our leading order OSET parametrization scheme for particle production, we will also identify where and why the above properties fail. The application of these results to the modeling of full decay topologies is the topic of Secs. 2 and 4.

A.3 Shape Invariance for Transverse and Rapidity Structure

Let's first understand the shape invariance of $s_0 \frac{d\sigma}{dx_T}$ under $|\mathcal{M}|^2 \rightarrow |\mathcal{M}|^2 \xi^p$. We'll start by returning to Eq. (31) and write

$$s_0 \frac{d\sigma}{dx_T} = \frac{1}{2} \int_{X_{\min}(x_T, \Delta)}^{X_{\max}} dX \int_{-\bar{y}_*(X)}^{\bar{y}_*(X)} d\bar{y} \left(\frac{x_T}{X\xi} \right) \rho_{ab}(\bar{y}, X, s_0) \left(\hat{s}^2 \frac{d\hat{\sigma}}{d\hat{t}} \right). \quad (34)$$

Expanding a general $2 \rightarrow 2$ matrix element as

$$\left(\hat{s}^2 \frac{d\hat{\sigma}}{d\hat{t}} \right) = \sum_{mn} C_{mn} X^m \xi^n, \quad (35)$$

and taking advantage of the property illustrated in Figure 50 that the integrated ‘‘parton luminosity’’ $\rho_{ab}(X, s_0) \approx AX^q$, we have

$$s_0 \frac{d\sigma}{dx_T} \approx A \frac{x_T}{2} \int_{X_{\min}(x_T, \Delta)}^{X_{\max}} dX \sum_{mn} C_{mn} X^{m+q-1} \xi^{n-1}. \quad (36)$$

It is straightforward to evaluate this expression analytically order by order in an expansion in the mass asymmetry parameter Δ . We will drop small logarithmic corrections arising from Altarelli-

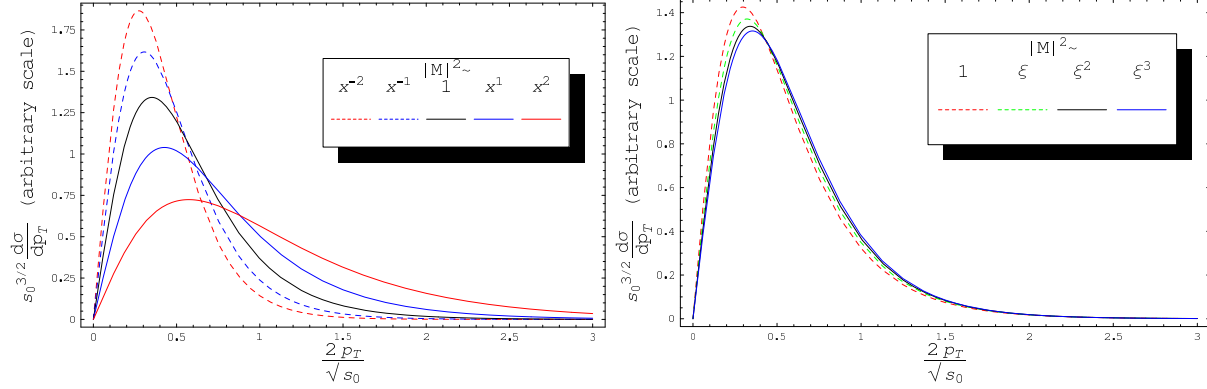


Figure 53: Inclusive p_T distributions (normalized to 1) shown for $|\mathcal{M}|^2 \sim X^m$ (left) and $|\mathcal{M}|^2 \sim \xi^n$ (right) with a final state mass asymmetry of $\Delta = 0.5$ ($m_c \approx 6m_d$). In contrast to the approximate shape invariance when $\Delta = 0$, note that there is an additional $\sim 5\%$ shift in the the peak and mean of the p_T distribution as n is varied. Fortunately, this effect is small in all but the most extreme kinematic situations (i.e. $m_c \gg m_d$). In practice, not including Δ effects could lead to a small error in a measurement of s_0 using shape and scale information.

Parisi running. Expanding to first order in Δ ,

$$\begin{aligned}
s_0 \frac{d\sigma}{dx_T} &\approx A \frac{x_T}{2} \int_{1+x_T^2}^{X_{\max}} dX \sum_{mn} C_{mn} X^{m+q-1} \left(1 - \frac{1+x_T^2}{X}\right)^{\frac{n-1}{2}} + O(\Delta), \\
&\approx A \frac{x_T}{2} \sum_{mn} C_{mn} (1+x_T^2)^{m+q} \int_0^1 d\eta \eta^{-(m+q+1)} (1-\eta)^{\frac{n-1}{2}} + O(\Delta),
\end{aligned} \tag{37}$$

where we have defined $\eta \equiv \frac{1+x_T^2}{X}$ and taken $X_{\max}^{-1} \approx 0$, a good approximation given that the integrand is dominated away from $\eta = 0$ (recall that $m+q+1 \leq 0$ for any reasonably behaved matrix element and PDF). Evaluating these integrals,

$$s_0 \frac{d\sigma}{dx_T} \approx A \sum_{mn} C_{mn} \frac{x_T (1+x_T^2)^{m+q}}{2} B\left(-m-q, \frac{n+1}{2}\right) + O(\Delta), \tag{38}$$

where $B(\mu, \nu) = \frac{\Gamma(\mu)\Gamma(\nu)}{\Gamma(\mu+\nu)}$ is the Euler Beta function.

From Eq. (38), it's clear that the shape invariance is the result of the approximate homogeneity in X of both the parton luminosity functions and $\xi(X, x_T)$. Of course, there are $O(\Delta)$ corrections that are not shape invariant, but these are suppressed not only by Δ , but by $(1+x_T^2)$ and Euler Beta function factors with respect to the leading order behavior. An illustration of the shape deformation in the partonic p_T distribution is shown in Figure 53 with $\Delta = 0.5$ (which corresponds to $m_c \approx 6m_d$). Another important fact can be read off from Eq. (38), namely the Euler Beta suppression with decreasing powers of X explains why the leading order behavior is usually sufficient to capture the $s_0 \frac{d\sigma}{dx_T}$ shape.

The above observations make it clear that the leading order transverse structure is controlled

by the leading order X dependence of $|\mathcal{M}|^2$. We also see that this should start to fail in cases where the final state mass asymmetry is large (i.e. $\Delta \approx 1$), in which case small shape corrections may be needed. For small Δ , note that we can actually get away with choosing the wrong PDFs as long as we compensate for the transverse shape by also choosing the wrong X dependence of the matrix element. If one is interested in extracting the correct X dependence, then we will see that rapidity information can be used to constrain the PDFs.

We turn now to understanding the approximate shape invariance of $s_0 \frac{d\sigma}{dy}$ under $|\mathcal{M}|^2 \rightarrow |\mathcal{M}|^2 X^P$. Let's start with Eq. (32) and write,

$$\begin{aligned} s_0 \frac{d\sigma}{dy} &= \frac{1}{2} \int_1^{X_{\max}} dX \int_{-\bar{y}_*}^{\bar{y}_*} d\bar{y} \left(1 + \frac{\Delta'}{X}\right) (1 - \tanh(y - \bar{y})^2) \rho_{ab}(\bar{y}, X, s_0) \left(\hat{s}^2 \frac{d\hat{\sigma}}{d\hat{t}}\right), \\ &= \frac{1}{2} \sum_{mn} C_{mn} \int_1^{X_{\max}} dX X^m \left(1 + \frac{\Delta'}{X}\right)^{1+n} g_n(y, X, s_0), \end{aligned} \quad (39)$$

where

$$g_n(y, X, s_0) = \int_{-\bar{y}_*(X)}^{\bar{y}_*(X)} d\bar{y} (1 - \tanh(y - \bar{y})^2) \tanh(y - \bar{y})^n \rho_{ab}(\sqrt{\epsilon X} e^{\bar{y}}, \sqrt{\epsilon X} e^{-\bar{y}}), \quad (40)$$

and we've used the expansion in Eq. (35), Eq. (24), and defined a small expansion parameter $\epsilon = \frac{s_0}{s_b} \ll 1$ that controls the available initial rapidity phase space. We're also taking advantage of the fact that $\rho_{ab}(\bar{y}, X, s_0)$ only depends on $\sqrt{\epsilon X} e^{\pm \bar{y}}$.

From Eq. (29), we see that ρ_{ab} has a pole in ϵ near $\epsilon = 0$. Factoring out the pole, the integrand of $g_n(y, X, s_0)$ has a well-behaved polynomial form if we expand in $\sqrt{\epsilon}$. But ϵ and X in ρ_{ab} only appears in the combination $\sqrt{\epsilon X}$, so we know that at leading order in $\sqrt{\epsilon}$, the y and X dependence of the integrand must factorize. After doing the integral, we are guaranteed to find

$$g_n(y, X, s_0) = \hat{g}_n(y, s_0) \frac{(\epsilon X)^{\eta_a + \eta_b}}{X^2} \left(1 + \mathcal{O}\left(\frac{1}{\log \epsilon}\right)\right), \quad (41)$$

where \hat{g}_n is a function of y , n , and s_0 alone. The PDF information is largely contained in \hat{g}_n . To see why the corrections occur at $\mathcal{O}\left(\frac{1}{\log \epsilon}\right)$ instead of $\mathcal{O}(\sqrt{\epsilon})$, recall that the boundaries of phase space are given by $\bar{y}_* = -\log \sqrt{\epsilon X}$, so the integral over \bar{y} spoils the factorization before the higher order corrections from ρ_{ab} .

With this result, Eq. (39) takes the form

$$s_0 \frac{d\sigma}{dy} \approx \frac{1}{2} \sum_{mn} C_{mn} \hat{g}_n(y, s_0) \int_1^{X_{\max}} dX X^{m-2} \left(1 + \frac{\Delta'}{X}\right)^{1+n} (\epsilon X)^{\eta_a + \eta_b} \left(1 + \mathcal{O}\left(\frac{1}{\log \epsilon}\right)\right). \quad (42)$$

From this, we see that at leading order in $1/\log \epsilon$, the integral over X does not affect the y dependence of $s_0 \frac{d\sigma}{dy}$! Consequently, we expect only the normalization of $s_0 \frac{d\sigma}{dy}$ to change at leading

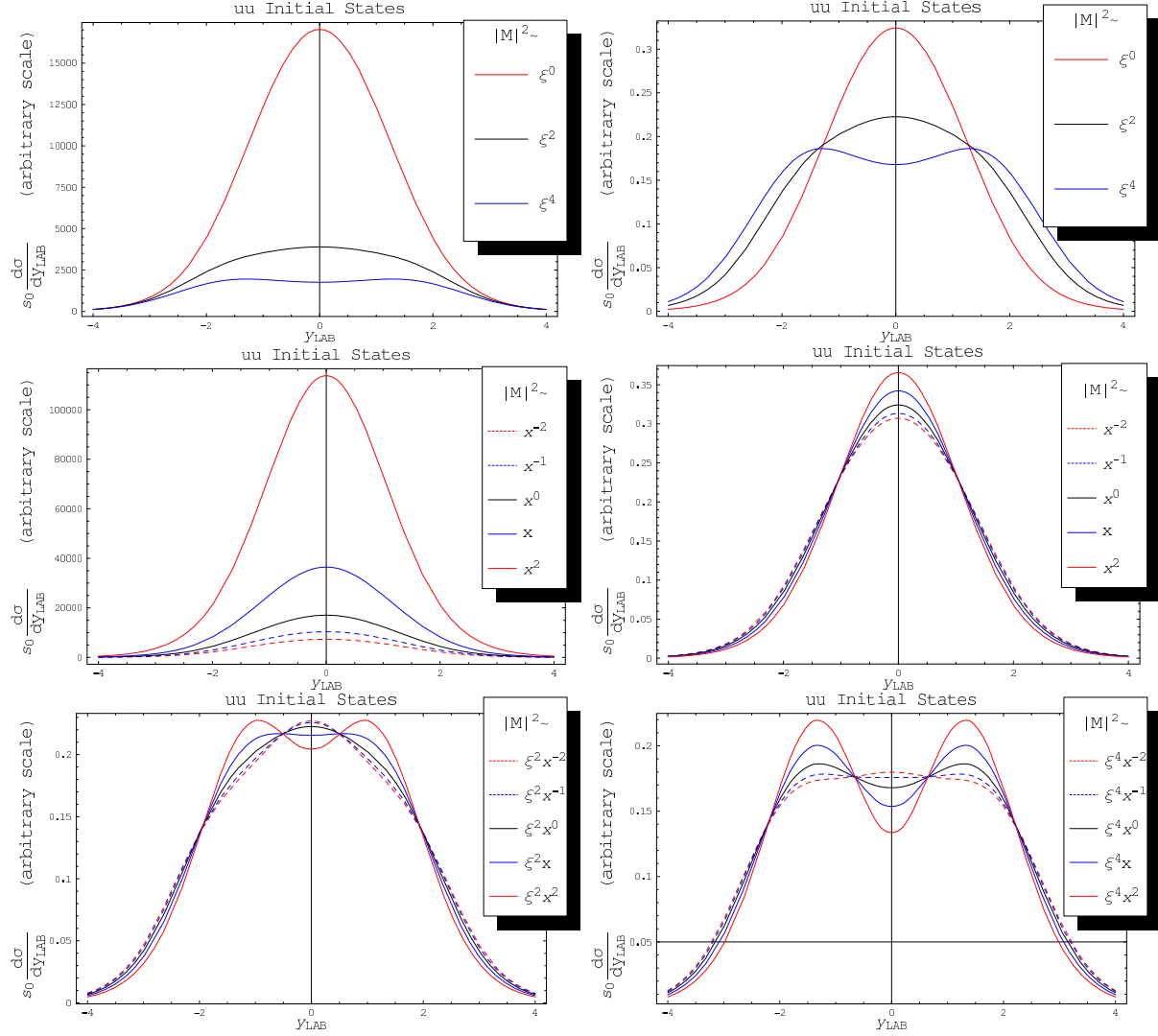


Figure 54: Inclusive rapidity distributions shown for various choices of $|\mathcal{M}|^2 \sim X^m \xi^n$ with uu initial states. Final state masses are taken as equal with $s_0 = 1 \text{ TeV}^2$ and $Q^2 = (500 \text{ GeV})^2$. Top left/right: Un-normalized/normalized distributions for $|\mathcal{M}|^2 \sim \xi^n$. Middle left/right: Un-normalized/normalized distributions for $|\mathcal{M}|^2 \sim X^m$. Bottom left: Normalized distributions for $|\mathcal{M}|^2 \sim \xi^2 X^m$. Bottom right: Normalized distributions for $|\mathcal{M}|^2 \sim \xi^4 X^m$. We see that the rapidity structure is largely independent of X .

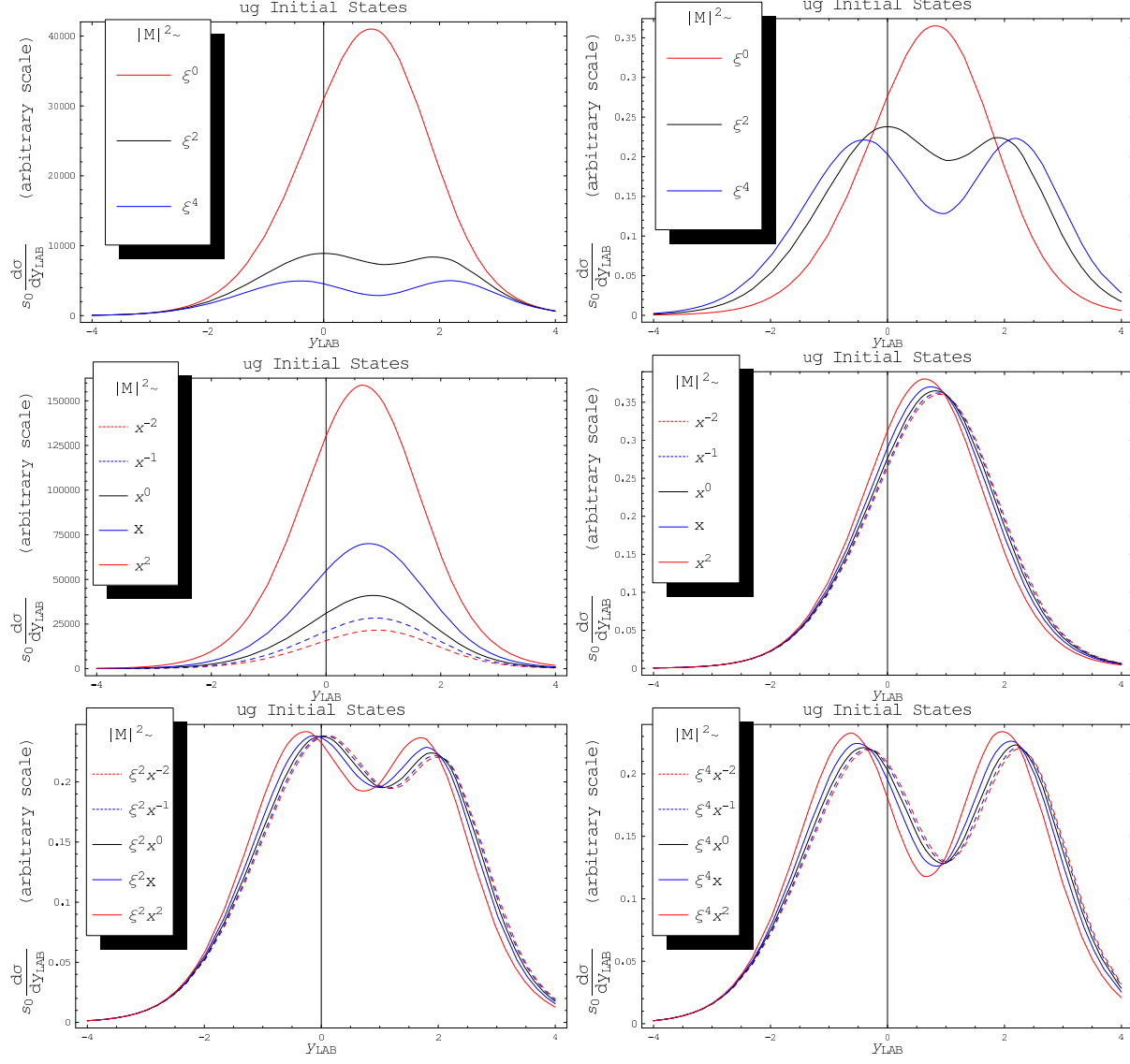


Figure 55: Inclusive rapidity distributions shown for various choices of $|\mathcal{M}|^2 \sim X^m \xi^n$ with ug initial states. Final state masses are taken as equal with $s_0 = 1 \text{ TeV}^2$ and $Q^2 = (500 \text{ GeV})^2$. Top left/right: Un-normalized/normalized distributions for $|\mathcal{M}|^2 \sim \xi^n$. Middle left/right: Un-normalized/normalized distributions for $|\mathcal{M}|^2 \sim X^m$. Bottom left: Normalized distributions for $|\mathcal{M}|^2 \sim \xi^2 X^m$. Bottom right: Normalized distributions for $|\mathcal{M}|^2 \sim \xi^4 X^m$. We see that the rapidity structure is largely independent of X .

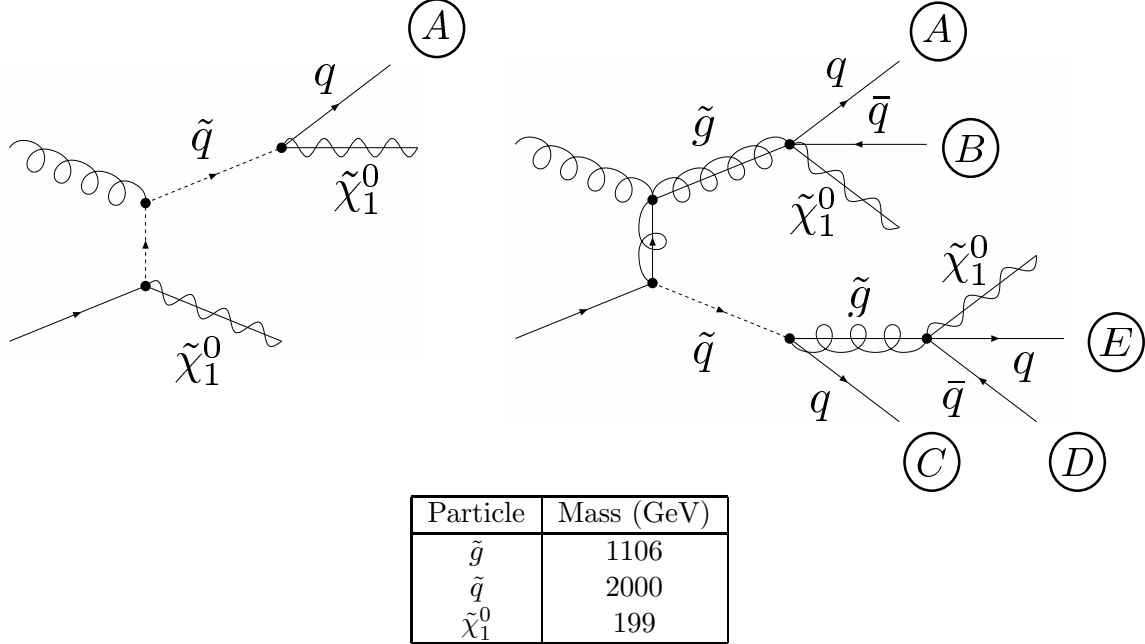


Figure 56: The left figure illustrates the $\tilde{\chi}_1 \tilde{q}_L$ associated production example. The squarks are left handed, first and second generation, and decay to first and second generation quarks and the LSP. The right figure shows the topology and labeling scheme for the $\tilde{g} \tilde{q}_L$ production example. In this case, \tilde{g} decays through an off-shell squark to light quarks and an LSP. For simplicity, we force \tilde{g} to decay to $u \bar{u} \tilde{\chi}_1$. The spectrum for both of these examples is given in the table, and the LSP $\tilde{\chi}_1$ is Bino-like.

order under $|\mathcal{M}|^2 \rightarrow |\mathcal{M}|^2 X^p$. We also see that the leading order rapidity shape structure is controlled by the PDFs quite explicitly!

The above argument tells us that the success of factorization depends on whether or not we explore phase space boundaries. For $|\mathcal{M}|^2 \sim X^m \xi^n$ with non-zero n , the matrix element favors large rapidity so the X -dependent \bar{y}_* boundary is more pronounced, leading to largish violations of shape invariance. Figures 54 and 55 show rapidity shapes and variations for different choices of $|\mathcal{M}|^2$ behavior. The rapidity shape invariance under $|\mathcal{M}|^2 \rightarrow |\mathcal{M}|^2 X^p$ turns out to be numerically less accurate than the transverse shape invariance under $|\mathcal{M}|^2 \rightarrow |\mathcal{M}|^2 \xi^p$, but because the rapidity distributions are controlled mostly by PDFs anyway, getting a robust matrix element parametrization is less important than choosing the right initial state partons.

B A Useful Parametrization With Examples

In Appendix A, we argued that once PDFs are folded into partonic matrix elements, there exists useful shape invariance relations. These shape invariances allow us to capture the leading LHC signatures through a small set of basis matrix elements.

Here, we give several concrete examples where the matrix element parametrization of Section 2 is indeed effective. In Appendix B.1 we give two examples where a two-parameter matrix element fit is sufficient to accurately reproduce almost all final state kinematic distributions. In Appendix B.2, we show how spin information is washed out both by PDF integration and cascade decays. While we have made no attempt to justify the OSET parametrization in every conceivable topology, the examples in this appendix provide ample anecdotal evidence to warrant a more complete study within the context of a realistic detector simulation. All examples are either based on the topologies from Figure 13 or on new topologies defined in Figure 56.

Indeed, for an experimental collaboration, these kinds of case studies can be used to optimize the discovery potential for particular topologies, regardless of the dynamics of the underlying physical model. It may be easier to search for certain pathological matrix elements that violate the shape invariance relations we found, or the persistence of shape invariance might influence the types of experimental cuts used in general searches. Once a discovery is made, the shape of kinematic distributions may provide hints as to the underlying model, so it will be important to know which distributions are most sensitive to detailed dynamics. In the plots that follow, we look only at single object observables; undoubtedly, there exist correlated observables that can be analyzed at high luminosity for which higher order correction must be included in the OSET parametrization scheme.

B.1 Two-Parameter Fits

The first example (Figures 57 and 58) comes from the SUSY $\tilde{\chi}_2\tilde{g}$ associated production channel from Figure 13. Despite the fact that this process exhibits p -wave suppression, there are pieces of the amplitude proportional to powers of ξ , so the transverse shape invariance of $\frac{d\sigma}{dx_T}$ means that there is an effective $|\mathcal{M}|^2 \propto 1$ contribution to the amplitude. As shown in Figures 57 and 58, a constant amplitude gives a reasonable characterization of most kinematic quantities. To better model, say, the H_T distribution, we can account for the p -wave suppression of near-threshold events by adding an additional $|\mathcal{M}|^2 \propto (1 - 1/X)$ piece. With a leading order shape parametrization (LOSP) of $|\mathcal{M}|^2 = A + B(1 - 1/X)$, all single object observables are well-described.

This process has qualitatively different behavior if the t -channel (squark) mass $m_{t\text{-chan}}$ is much larger than the threshold value of $\sqrt{\hat{s}}$ —in this case, for $s \lesssim m_{t\text{-chan}}^2$, $|\mathcal{M}|^2$ grows with t^2 like a contact interaction; because of ξ shape-invariance, this is well modeled by a LOSP that grows as a quadratic polynomial in s : $|\mathcal{M}|^2 = A + B(X - 1)$ or $|\mathcal{M}|^2 = A + B(X - 1) + C(X - 1)^2$. We illustrate this behavior and the success of these fits in Figures 59 and 60. In both cases, the constant term A in $|\mathcal{M}|^2$ is negligible; in the former, linear growth describes $|\mathcal{M}|^2$ well, while in the latter including

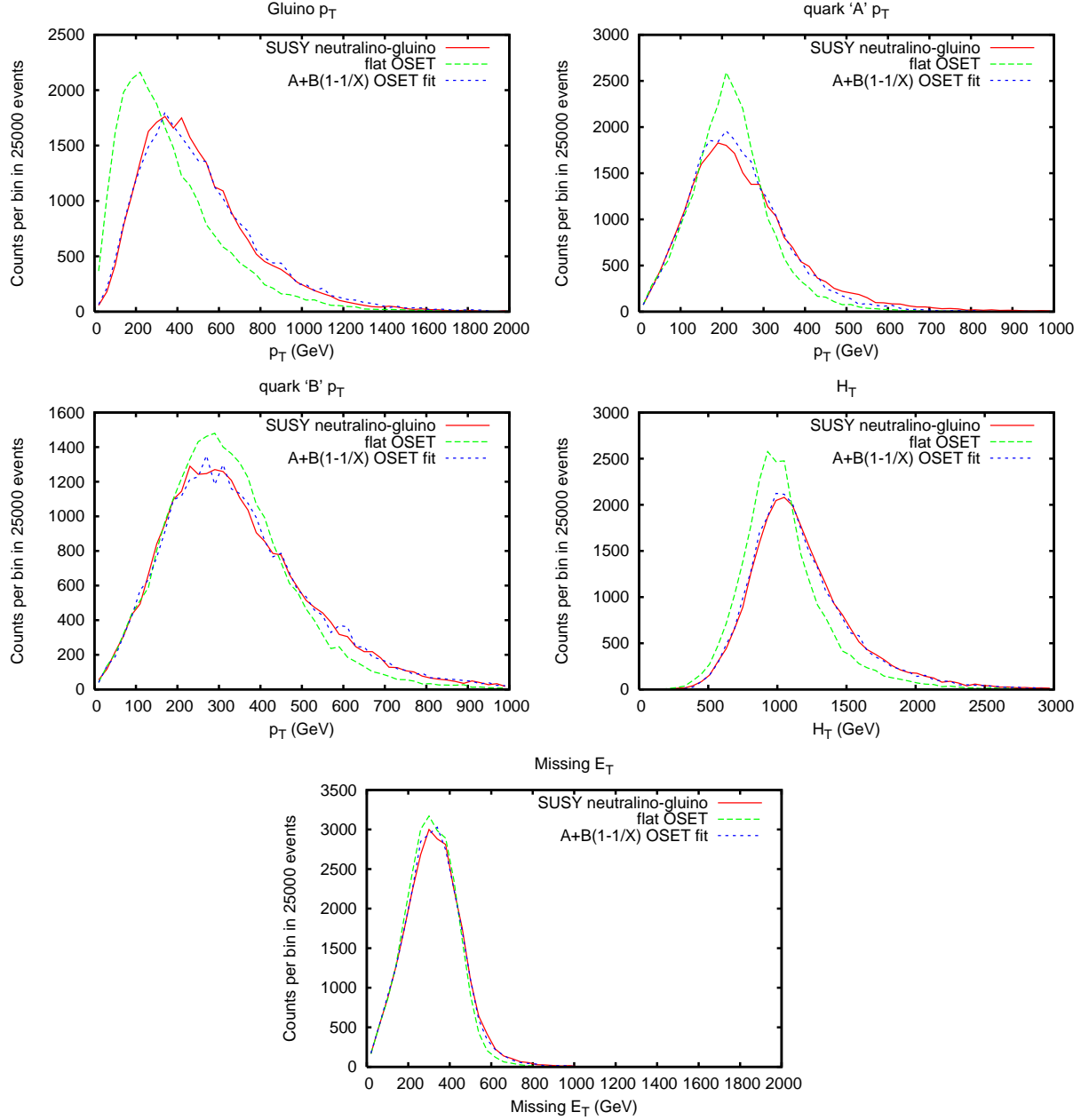


Figure 57: Inclusive p_T and H_T distributions for the SUSY $\tilde{\chi}_2\tilde{g}$ associated production process in Figure 13 compared with an OSET with a flat matrix element $|\mathcal{M}|^2 \propto 1$ and an OSET fit using our leading order shape parametrization (LOSP). In this case, the LOSEP consists of $|\mathcal{M}|^2 = A + B(1 - 1/X)$. The fit is obtained by fitting to the shape of the Z p_T distribution. In all cases, the correct s_0 and Δ are chosen. Top left: p_T of partonic gluino. Top right: p_T of quark “A”. Middle left: p_T of quark “B”. Middle right: Inclusive H_T distribution. Bottom: Missing E_T distribution.

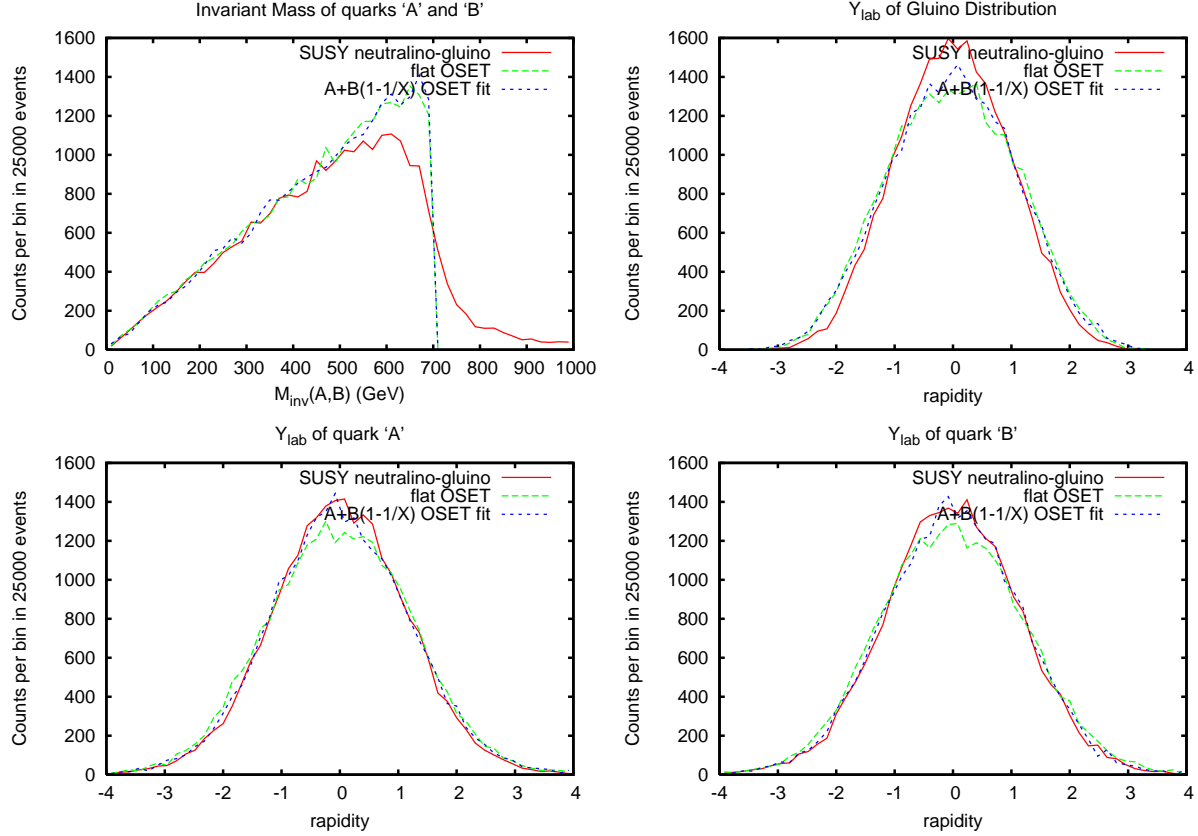
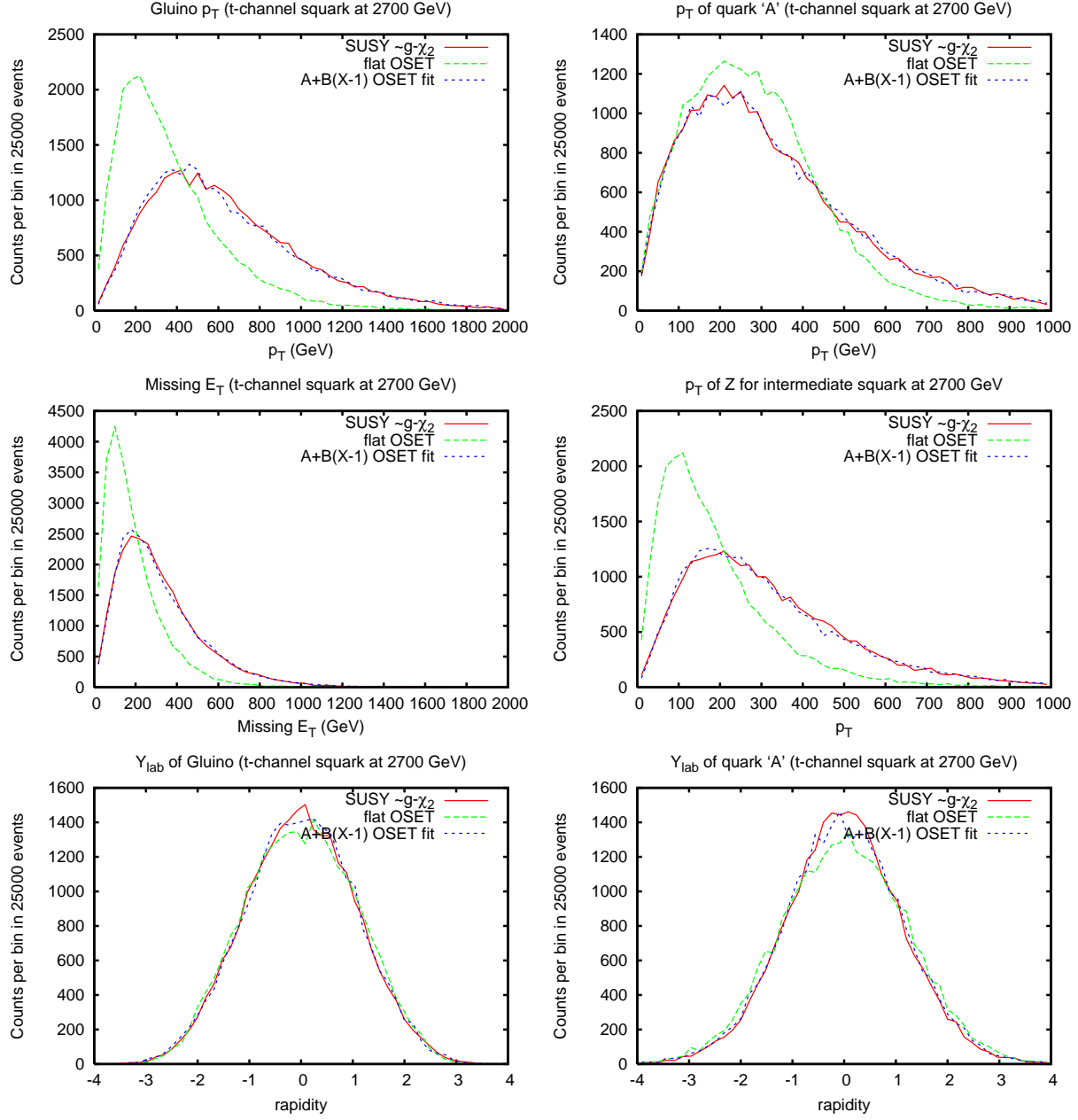


Figure 58: Dijet invariant mass and inclusive rapidity distributions for the SUSY $\tilde{\chi}_2\tilde{g}$ associated production process in Figure 13 compared with an OSET with a flat matrix element $|\mathcal{M}|^2 \propto 1$, and an OSET fit using our leading order shape parametrization (LOSP). In this case, the LOSP consists of $|\mathcal{M}|^2 = A + B(1 - 1/X)$. The fit is obtained by fitting to the shape of the Z p_T distribution. In all cases, the correct s_0 and Δ are chosen. Top left: M_{AB} of “A” and “B” quarks. Top right: rapidity of partonic gluino. Bottom left: rapidity of “A” quark. Bottom right: rapidity of “B” quark.



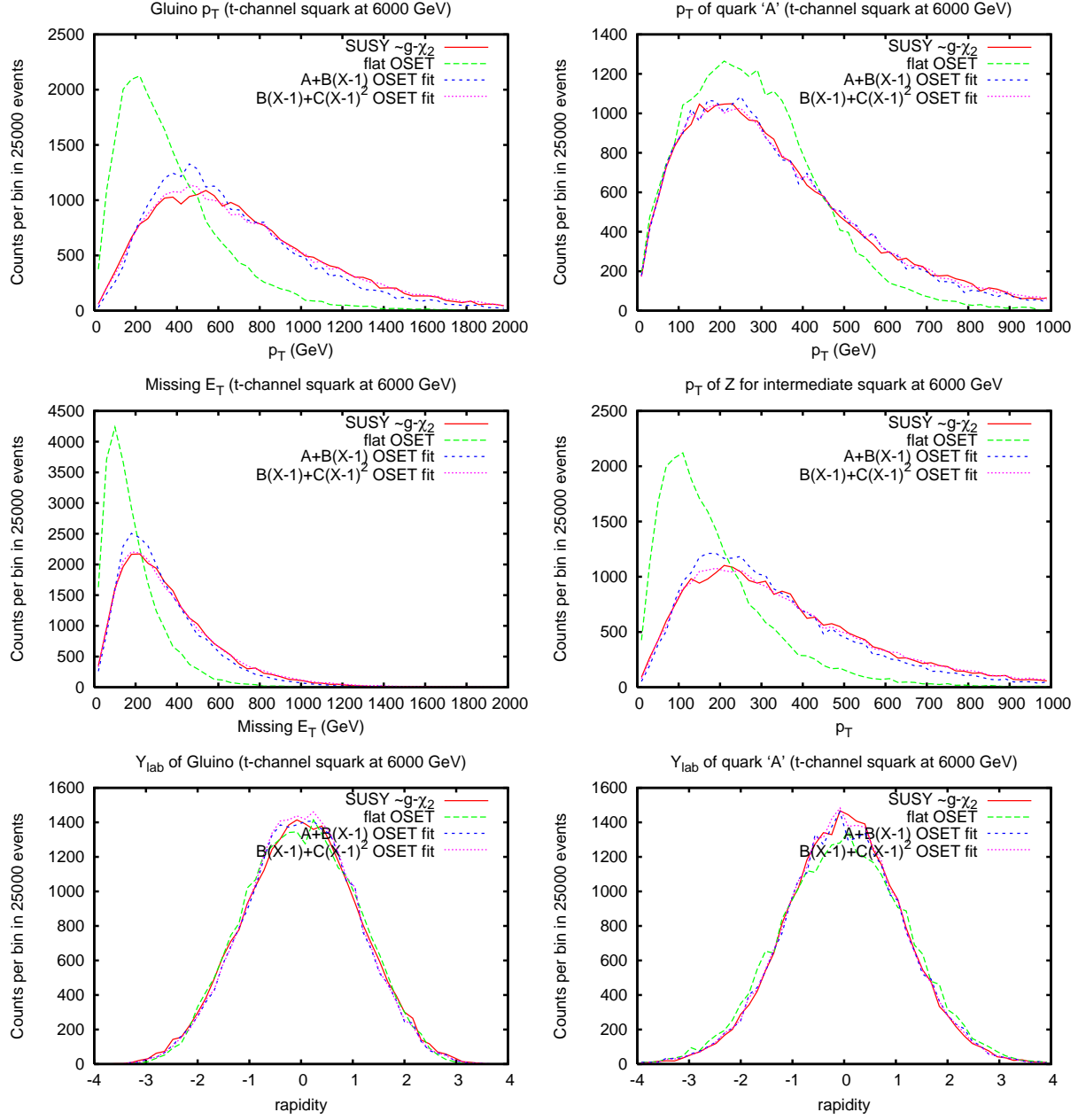


Figure 60: Inclusive p_T and rapidity distributions for SUSY $\tilde{\chi}_2\tilde{g}$ associated production with a heavy (6000 GeV) t -channel propagator, compared with an OSET with a flat matrix element $|\mathcal{M}|^2 \propto 1$ and an OSET fit using our leading order shape parametrization (LOSP). In this case, the LOSP consists of $|\mathcal{M}|^2 = B(X-1) + C(X-1)^2$. The fit is obtained by fitting to the shape of the gluino p_T distribution. In all cases, the correct s_0 and Δ are chosen. Top left: p_T of partonic gluino. Top right: p_T of quark “A” (note unlike Figure 13, gluino decay is directly 3-body). Middle left: Missing E_T . Middle right: p_T of Z boson. Bottom: Rapidity distributions for gluino (left) and quark from gluino decay (right).

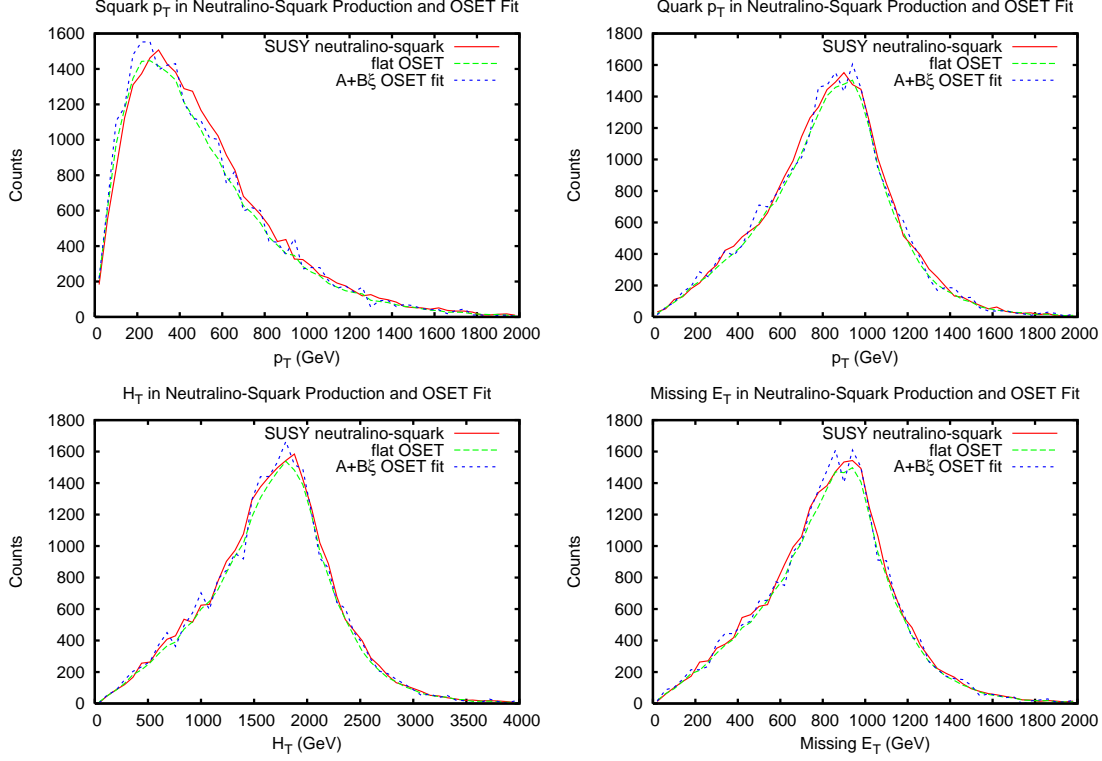


Figure 61: Inclusive p_T and H_T distributions for the SUSY $\tilde{\chi}_1\tilde{q}_L$ associated production process in Figure 56 compared with an OSET with a flat matrix element $|\mathcal{M}|^2 \propto 1$, and an OSET fit using our leading order shape parametrization (LOSP). In this case, the LOSP consists of $|\mathcal{M}|^2 = A + B\xi$. The fit is obtained by fitting to the shape of the primary jet p_T distribution. In all cases, the correct s_0 and Δ are chosen. Top left: p_T of squark. Top right: p_T of primary jet. Bottom left: H_T distribution. Bottom right: Missing E_T distribution.

a quadratic term improves the fit.

The second example is SUSY $\tilde{\chi}_1\tilde{q}_L$ associated production from Figure 56. This diagram has a strong t -channel pole, and despite the fact that this pole is regulated by the squark mass, we expect the amplitude to contain high powers of ξ . Because of the transverse shape invariance, though, we can capture the p_T distributions in Figure 61 using just a flat matrix element! This indicates the success of transverse/rapidity factorization in matrix element modeling. At leading order, the ξ dependence affects the squark rapidity distribution in Figure 62, but after the squark decays, we see that the rapidity of the resulting jet is more-or-less consistent with the flat ansatz, though a LOSP of $|\mathcal{M}|^2 = A + B\xi$ does give a better fit.

B.2 Washout of Spin Correlations

In Section 2.2, we saw that in cascade decays, di-object invariant mass distributions can retain information about the spin structure of the underlying model. As is well known, at Lepton Colliders

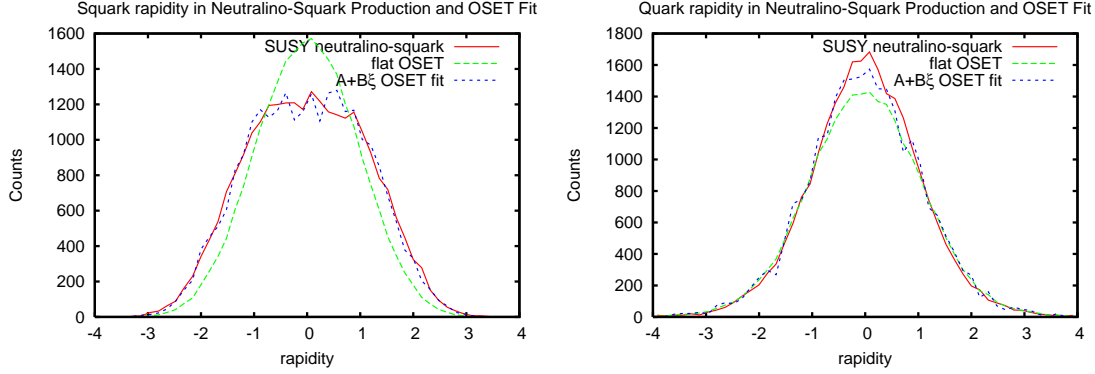


Figure 62: Inclusive rapidity distributions for the SUSY $\tilde{\chi}_1\tilde{q}_L$ associated production process in Figure 56 compared with an OSET with a flat matrix element $|\mathcal{M}|^2 \propto 1$, and an OSET fit using our leading order shape parametrization (LOSP). The fit is obtained by fitting to the shape of the primary jet p_T distribution. In this case, the LOSP consists of $|\mathcal{M}|^2 = A + B\xi$. In all cases, the correct s_0 and Δ are chosen. Top left: Rapidity of squark. Top right: rapidity of primary jet.

one can use production information to also glean information about spin, but at Hadron Colliders spin information in production is often lost. Here, we show two examples comparing SUSY, UED, and flat matrix elements to see how PDFs and subsequent two-body decays wash out production spin information.

The first example involves color adjoint pair production, i.e. gluino pair production or KK-gluon pair production as in Figure 13. Here, we make no attempt to model the matrix elements beyond a flat ansatz, because both gluino and KK-gluon production have strong $|\mathcal{M}|^2 \propto 1$ pieces which are well modeled in Figures 63 and 64. We observe that while the near threshold behavior of the gluino is more suppressed than the KK-gluon due to a β^2 contribution to the gluino amplitude, the effect is small. As expected from Section 2.2, the biggest difference is in the m_{AB} distribution, which measures spin correlations from gluino decays through on-shell squarks, as discussed further in Appendix C. (The extreme sharpness of the KK-gluon edge is due to our not properly taking into account the KK-gluon width. The difference in the shape of the approach is real.) Also noticeable is the small decrease in missing energy in the UED case, due to non-negligible final state correlations.

Finally, we look at gluino/squark vs. KK-gluon/KK-quark associated production from Figure 56. In Figure 65, we see a difference in the squark p_T threshold behavior, but it is washed out in the p_T distribution in the resulting quark from the the squark decay. There is little if anything to distinguish SUSY, UED, and a flat ansatz in single particle kinematic distributions in Figures 66 and 67. After the long cascade decays, all distributions are dominated by phase space considerations alone.

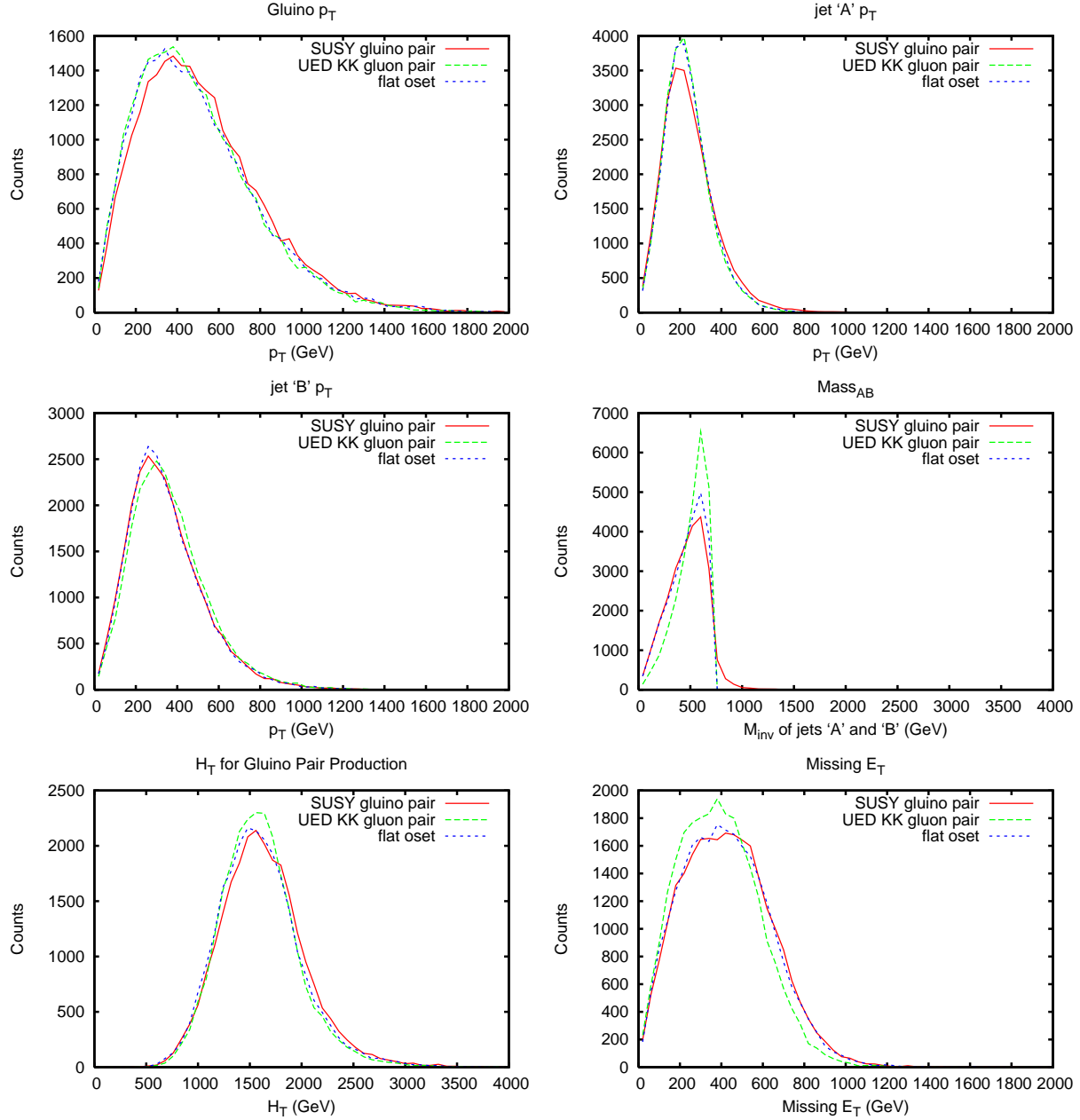


Figure 63: Inclusive p_T distributions for SUSY gluino pair-production simulated with Pythia, UED KK gluon pair-production simulated with HERWIG, and OSET adjoint production. The SUSY and KK processes have the same spectra, illustrated in Figure 13. The OSET also has the same masses, and uses $|\mathcal{M}|^2 \propto 1$. The scale on the y -axis is arbitrary, and all processes are normalized to the same total number of events. Top left: partonic gluino p_T . Top right: p_T of quark “A” (first-stage decay product). Middle left: p_T of quark “B” (second-stage decay product). Middle right: E_T^{miss} . Bottom left: H_T . Bottom right: Edge in invariant mass of the two quarks “A” and “B” from one side of process. The shape of the invariant mass distribution is more dependent on vertex structure, and differs from the OSET parameterization, but the edge location is uniform as it depends only on kinematics.

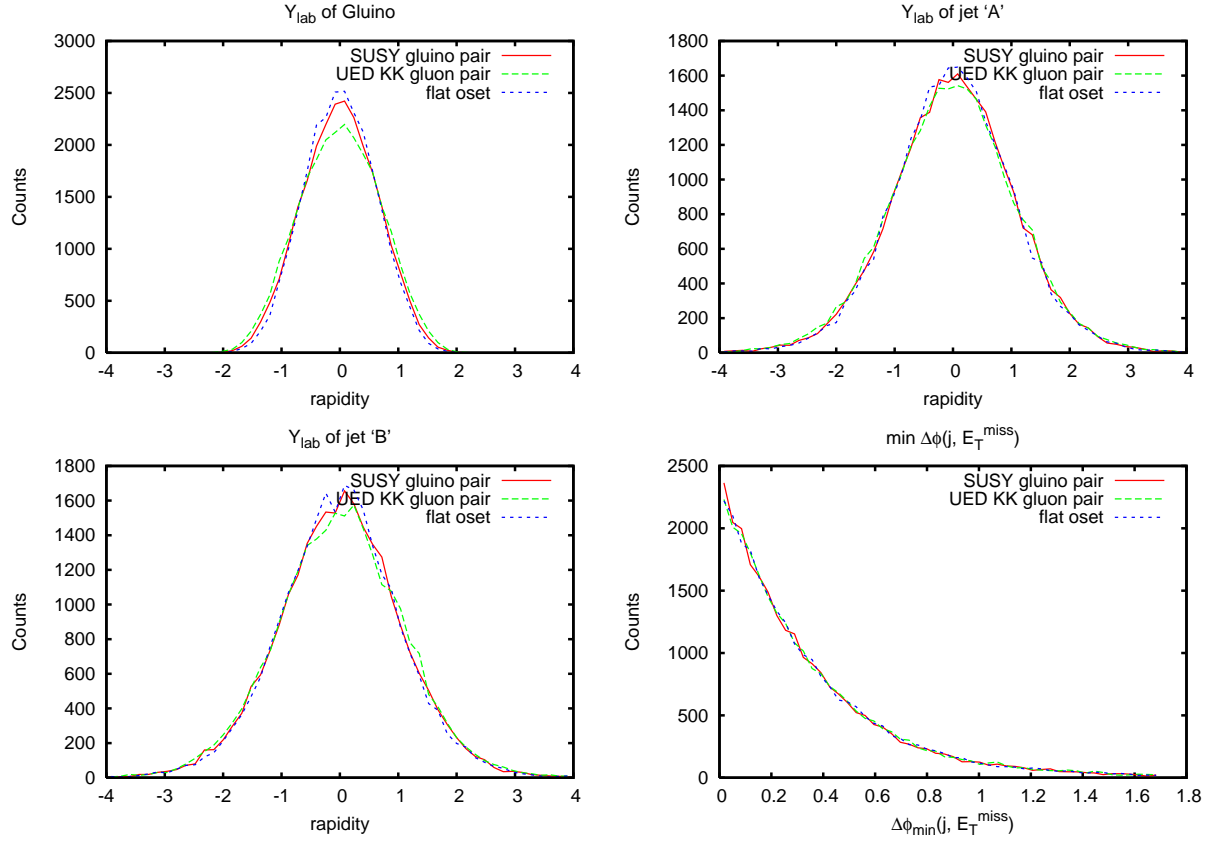


Figure 64: Rapidity distributions for the SUSY gluino production, UED KK-gluon production, and OSET production processes of Figure 63. Top left: lab-frame rapidity of a gluino. Top right: lab-frame rapidity of the quark “A”. Bottom left: lab-frame rapidity of the quark labeled “B”. Bottom right: minimum $\delta\phi$ between a quark and the partonic missing momentum (sum of transverse momenta of the two invisible decay products).

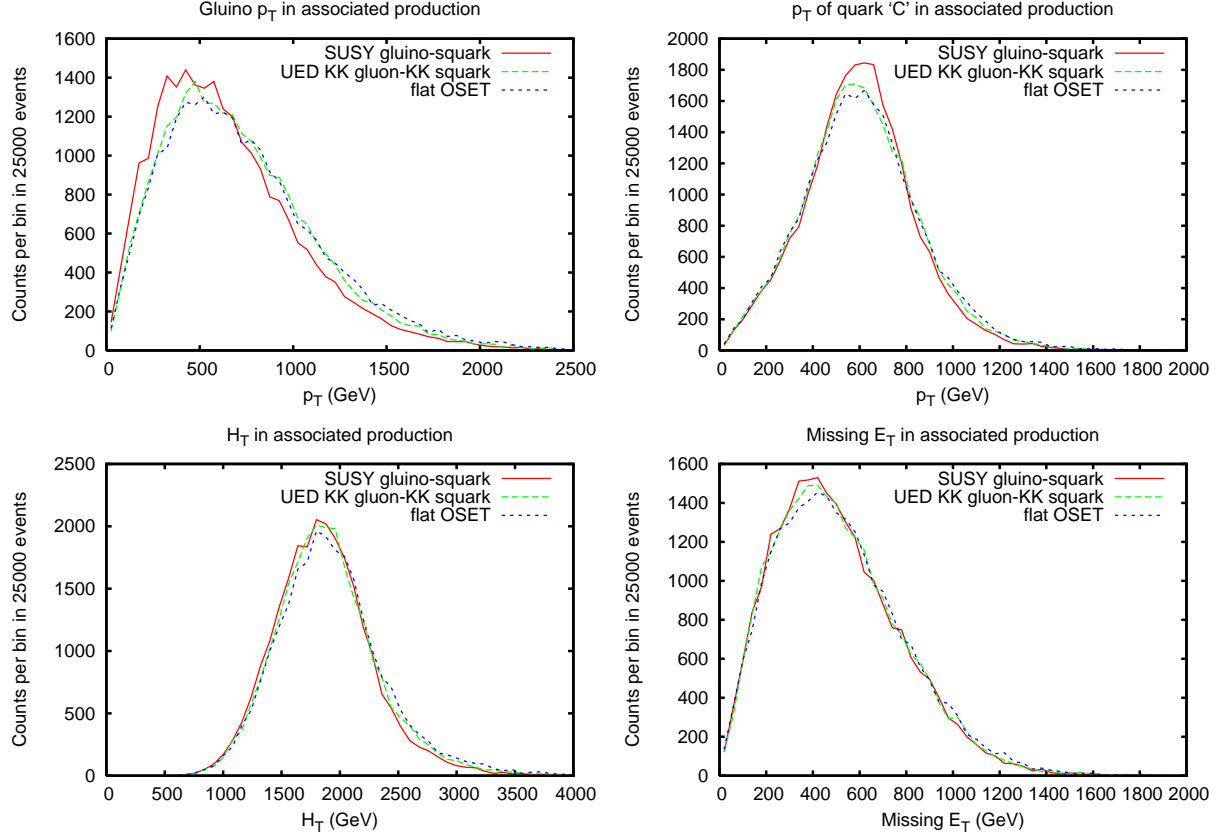


Figure 65: Inclusive p_T distributions for SUSY gluino-squark production simulated with Pythia, UED KK gluon-KK quark production simulated with HERWIG, and an analogous OSET process. The SUSY and KK processes have the same spectra, illustrated in Figure 56; the OSET has the same masses, and uses $|\mathcal{M}|^2 \propto 1$. The scale in the y -axis is arbitrary, and all processes are normalized to the same total number of events. Top left: partonic gluino p_T . Top right: p_T of quark “C” (first-stage decay product). Bottom left: H_T . Bottom right: E_T^{miss} .

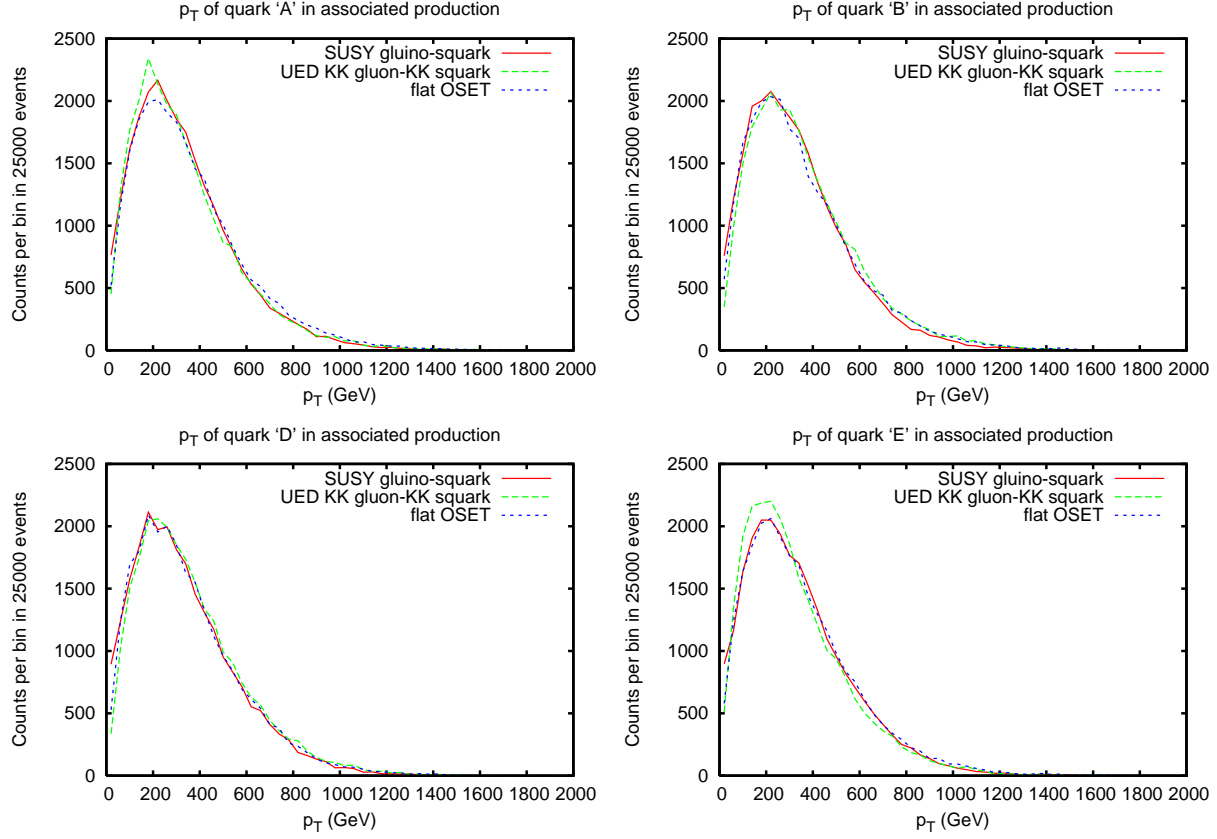


Figure 66: Distributions of final state p_T s comparing SUSY gluino-squark production, UED KK gluon-KK quark production, and an analogous OSET process. Top left: p_T of “A” quark. Top right: p_T of “B” quark. Bottom left: p_T of “D” quark. Bottom Right: p_T of “E” quark. Despite the different underlying dynamics among the three models, after long cascade decays, phase space dominates the transverse structure.

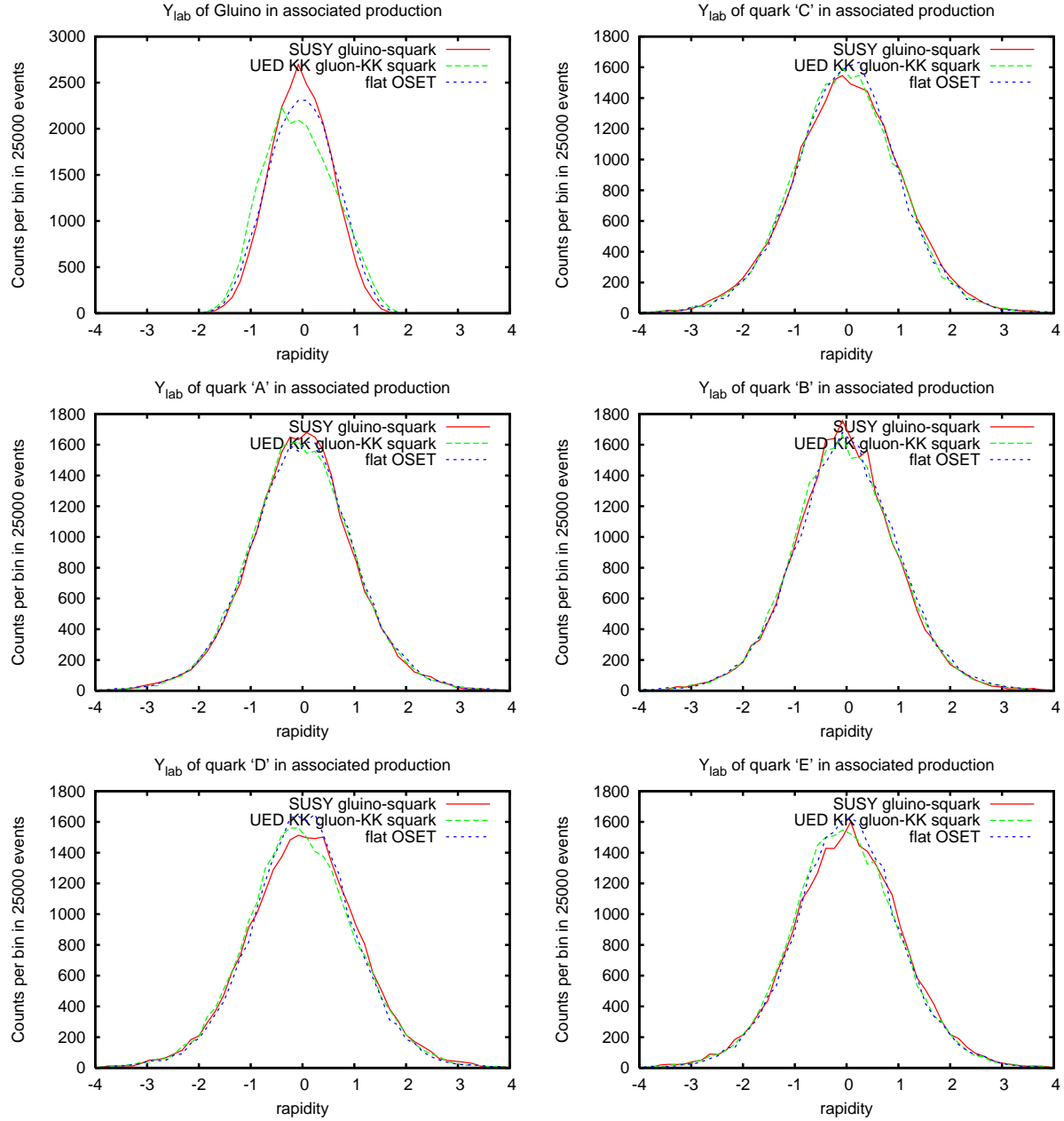


Figure 67: Distributions of rapidities comparing SUSY gluino-squark production, UED KK gluon-KK quark production, and an analogous OSET process. Top left: gluino rapidity. Top right: “C” quark rapidity. Middle left: “A” quark rapidity. Middle right: “B” quark rapidity. Bottom left: “D” quark rapidity. Bottom Right: “E” quark rapidity. Despite the different underlying dynamics among the three models, after long cascade decays, phase space dominates the rapidity structure.

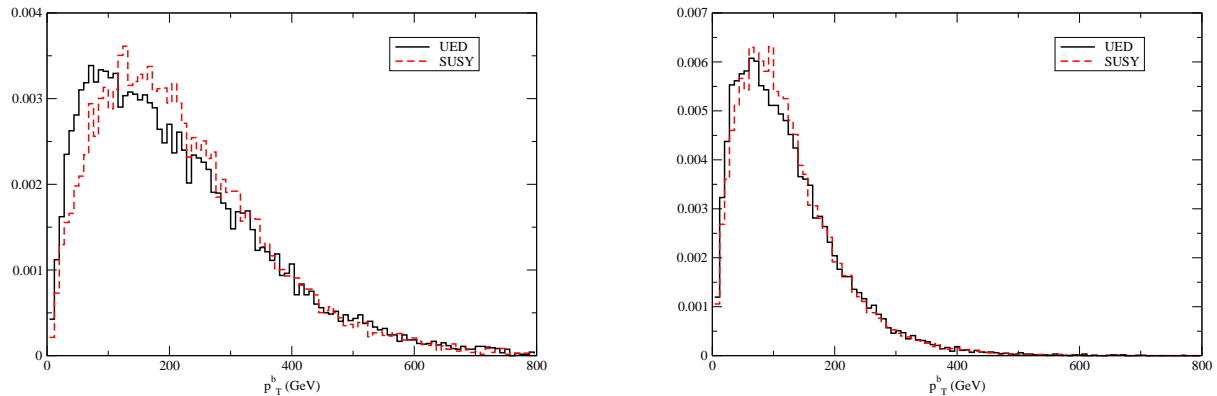


Figure 68: Comparison of jet- P_T distribution in SUSY and UED-like decay chains where there is colored adjoint pair production followed by $Adj \rightarrow b\bar{b}Ne$. Left: gluino/KK-gluon at 700 GeV, sbottom/KK-bottom at 900 GeV, and bino/ B' at 100 GeV. Right: Same process with gluino/KK-gluon at 400 GeV and sbottom/KK-bottom at 500 GeV.

C Spin Correlations and Decay Kinematics: Examples

In this appendix, we develop the discussion in Section 2.2 on the inclusion of spin correlations and the resulting impact on final state kinematics. This discussion is only meant to highlight the basic physics. A more detailed study of this topic is presented in [56].

We have argued that for variables such as p_T and η , our approximation captures the leading features. In the rest frame of the decaying particle, there are correlations between the various decay products and the direction of the polarization of the decaying particle. In many cases however, we do not have enough information to reconstruct the rest frame of the decaying particle. Moreover, the directional information is always projected onto the transverse plane of the decay. Therefore, such correlations will tend to be washed out after boosting to the lab frame, which depends on the transverse velocity.

A good example of such an effect is top quark decay. Consider a top quark with some definite helicity. In the rest frame of the top quark, there is a correlation between the direction of the decay products, such as the charge lepton, and the direction of top polarization. On the other hand, if we can only measure the transverse momentum of the lepton, the only effect is that the p_T of the lepton will be somewhat harder (softer) if the top quark is right-handed (left-handed) polarized. On the other hand, this is purely an effect of transverse boost from the top rest frame to the lab frame. If the top quark is produced far away from threshold, such as decaying from a heavy resonance [45], this effect can be significant and carries useful information.

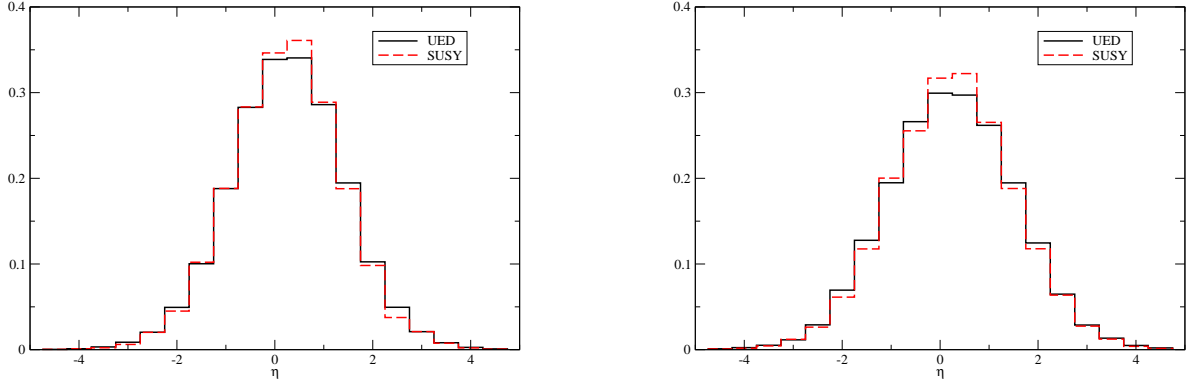


Figure 69: Comparison of rapidity observables in SUSY and UED-like decay chains using the same processes as Figure 68.

On a case by case basis, the origin of such correlation effects is subtle as it depends on the spin of the particles as well as the chirality of their couplings. For most new physics scenarios that we have in mind at the LHC, new particles are mostly produced close to threshold. Therefore, without an extreme boost, we do not expect the p_T spectrum to be severely distorted in our approximation. Similarly, we expect our approximation will be accurate for η variables as well. As an example of such a comparison, we compared the jet- P_T distribution in the decay chain $Adj \rightarrow b\bar{b}Ne$. We have used two choices of mass parameters. For supersymmetry, we have chosen the gluino mass to be 700 (400) GeV, the sbottom mass to be 900 (500) GeV, and the LSP (Bino) mass to be 100 GeV. All the other superpartners are decoupled. For comparison, we adopted an UED-like scenario where KK-gluon, KK-bottom, and KK- B' have the same masses as gluino, sbottom and Bino, respectively. The result is shown in Figure 68. The difference between the two scenarios are not significant. A comparison the rapidity distribution is shown in Figure 69. Although we have presented studies here on the off-shell 3-body decay, we have checked that on-shell decay does not make a qualitative difference to our conclusion (see, for example, Figures 63 and 64).

Another important two object correlation variable is ΔR , which is important for isolation cuts. We have compared this variable in the example described above with the same parameter choice, shown in Figure 70. We see that there are virtually no important differences.

We end our discussion on transverse variables with a study of observables that correlate the direction of missing energy and the P_T of any jet. Such variables, $\delta\phi(j, E_T^{\text{miss}})$, are used to remove QCD background from searches for new physics in hadronic channels. At the partonic level, these distributions are virtually identical for SUSY, UED, and the OSET processes with the same topologies (see Figure 71, again for the $\tilde{g}\tilde{g}$ and $\tilde{q}\tilde{q}$ production process).

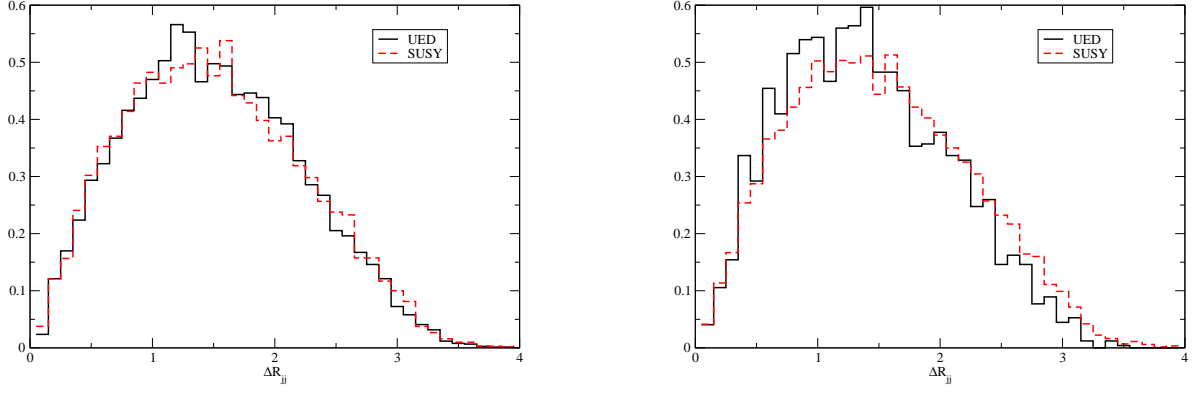


Figure 70: Comparison of ΔR between two b -jets in SUSY and UED-like decay chains using the same processes as Figure 68.

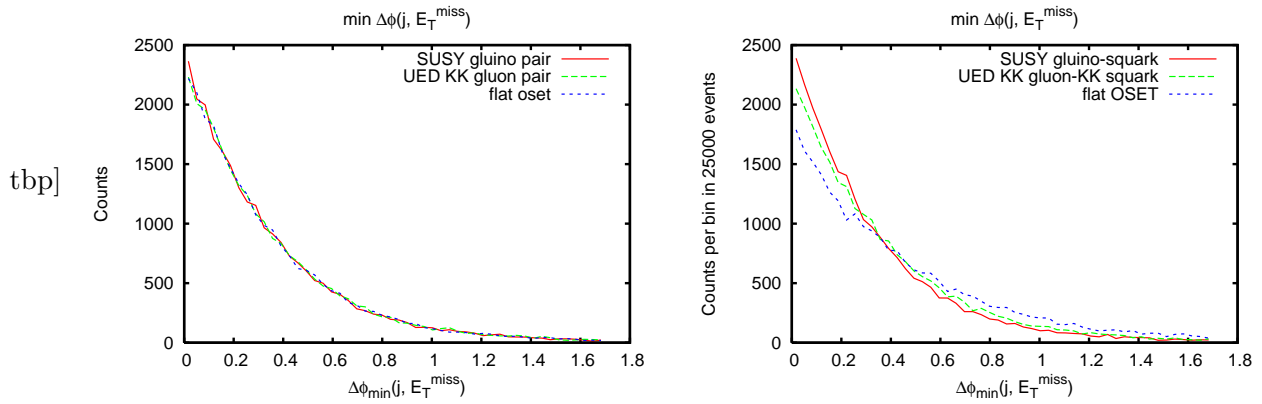


Figure 71: Comparison of $\delta\phi(j, E_T^{\text{miss}})$ for adjoint pair-production and adjoint-triplet associated production.

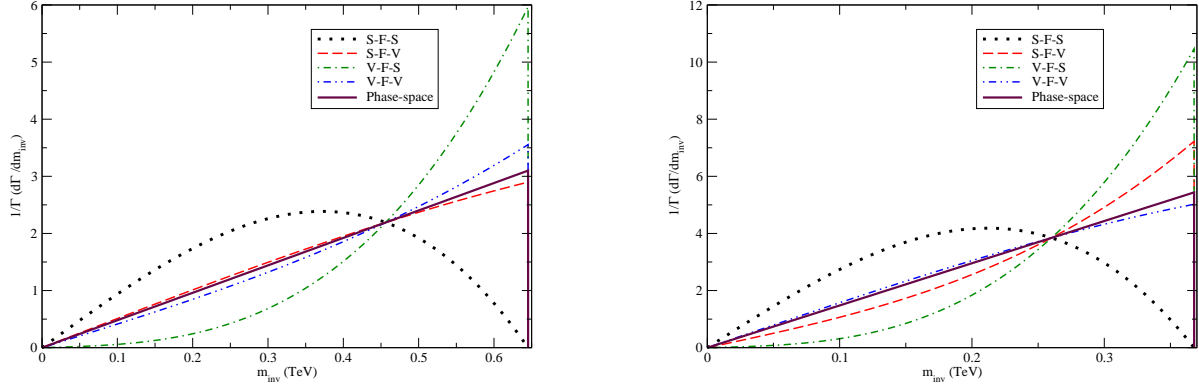


Figure 72: Comparison of shapes invariant mass distributions. We focus on the decay chain of Figure 18 in which A is a fermion. We vary the spin of outside particles as well as mass hierarchy.

We emphasize here that the difference caused by spin correlations are generally sub-dominant to phase space considerations. The detailed magnitude and structure of the difference will depend on parameter choices and couplings. What we have shown are by no means the best or worst possible cases. More studies are necessary to fully assess the range of possible variations.

Next, we consider invariant mass distributions. To this end, we again consider the decay chain in Figure 18. As we have pointed out in the text, the shape depends on spin identities of new physics particles in the decay chain, the chirality of the couplings and the mass hierarchy.

As an example, we consider the case when A is a fermion and both the $X - 1 - A$ and $A - 2 - Y$ couples are left-handed (or right-handed). In this case, the invariant mass distribution has the following form

$$\frac{d}{dt_{12}}\Gamma = a_0 + a_1 t_{12}, \quad (43)$$

where a_1 depends on the spins of the external particles. When both X and Y are spin-1 vectors (transversely polarized), the slope is positive. On the other hand, if one of them is a scalar, the slope is negative. This fact can be simply understood. In the rest frame of the intermediate particle A , the preference of colinearity or anti-colinearity of \mathbf{p}_1 and \mathbf{p}_2 is fixed by angular momentum conservation.

Moreover, a_1 also depends on the mass hierarchy of the particles involved in the decay chain. For example, in the case that X and Y are spin-1 vectors, the slope will become negative once $M_A^2 > 2M_Y^2$. In this case, decaying into Y will be longitudinally dominated and more similar to decaying into a scalar. Such ambiguities in interpretation of the shapes demonstrate perfectly the fact that we must have some information about the mass hierarchy before we can definitely

determine the spin of new physics particles.

Therefore, the shape of the two-body invariant mass distributions could vary significantly as a result of the spin correlations. Of course, realistically, we do not expect all two-body invariant mass distributions to carry such clean information, as we are clearly limited by statistics, resolution, and trigger/cuts effects to measure the shape of distributions. Moreover, it is difficult to identify unambiguously the correct objects to pair, in particular if such a combination involve jet object(s). Such combinatorics tends to reduce the statistical significance of any feature in the invariant mass distribution.

Next, we consider the case when the intermediate particle is off-shell and therefore the decay is 3-body. We expect that the effects of virtual particle exchange will be enhanced if it is close to on-shell. Interference between several processes will also be important here. Consider the process in Figure 20. If process A dominates, we have a propagator $(q^2 - M_A^2)^{-2}$, where $q = p_2 + p_Y$. The presence of such an propagator generically pushes the distribution towards smaller t_{12} . On the other hand, if process B dominates, the presence of propagator $(t_{12} - M_B^2)^{-2}$ will push the distribution to higher t_{12} . Such effects are well-known in electroweak-ino decays when both W/Z and the slepton are off-shell [21, 24]. In principle, such deformations could be parameterized by a polynomial of t_{12} . Given the uncertainties of the shape measurements, we do not expect that we need many terms in this expansion to produce a good fit.

Spin correlation will have an important effect here as well. For example, consider the case where process A dominates. If X and Y are fermions and A is a scalar, we have no spin correlation between 1 and 2. The propagator forces the distribution to peak at the lower end. On the other hand, consider the case where A is a fermion and X and Y are transversely polarized spin-1 vectors, which has identical couplings as the on-shell example discussed above. A completely parallel argument of angular momentum conservation tell us the distribution is forced to peak more towards the higher t_{12} . Several examples of such effects are shown in Figure 73.

References

- [1] **UA1** Collaboration, G. Arnison *et al.*, *Experimental observation of isolated large transverse energy electrons with associated missing energy at $s^{*}(1/2) = 540\text{-gev}$* , *Phys. Lett.* **B122** (1983) 103–116.
- [2] **UA2** Collaboration, M. Banner *et al.*, *Observation of single isolated electrons of high transverse momentum in events with missing transverse energy at the cern anti- p p collider*, *Phys. Lett.* **B122** (1983) 476–485.

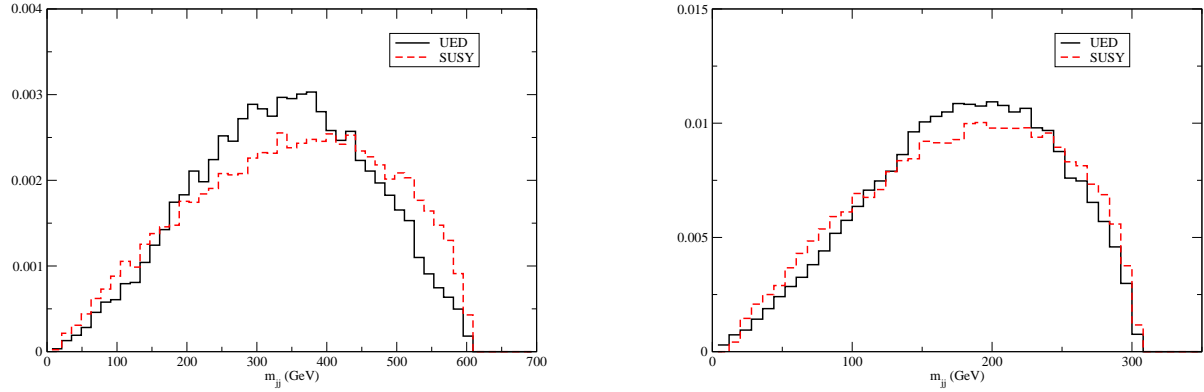


Figure 73: Comparison of di-object invariant mass distributions for 3-body decays. The mass splitting is 600 GeV and 300 GeV on the left and right respectively.

- [3] **UA1** Collaboration, G. Arnison *et al.*, *Experimental observation of lepton pairs of invariant mass around 95-gev/c**2 at the cern sps collider*, *Phys. Lett.* **B126** (1983) 398–410.
- [4] **UA2** Collaboration, P. Bagnaia *et al.*, *Evidence for z0 to e+ e- at the cern anti-p p collider*, *Phys. Lett.* **B129** (1983) 130–140.
- [5] **CDF** Collaboration, F. Abe *et al.*, *Observation of top quark production in $\bar{p}p$ collisions*, *Phys. Rev. Lett.* **74** (1995) 2626–2631, [[hep-ex/9503002](#)].
- [6] **D0** Collaboration, S. Abachi *et al.*, *Observation of the top quark*, *Phys. Rev. Lett.* **74** (1995) 2632–2637, [[hep-ex/9503003](#)].
- [7] D. Green, *An lhc run plan: The first inverse femtobarn*, [hep-ph/0601038](#).
- [8] *Atlas: Detector and physics performance technical design report. volume 1*, . CERN-LHCC-99-14.
- [9] *Atlas detector and physics performance. technical design report. vol. 2*, . CERN-LHCC-99-15.
- [10] *Cms technical design report v.1.*, . CERN-LHCC-2006-001.
- [11] *Cms technical design report v.2.*, . CERN-LHCC-2006-021.
- [12] **LEP Working Group for Higgs boson searches** Collaboration, R. Barate *et al.*, *Search for the standard model higgs boson at lep*, *Phys. Lett.* **B565** (2003) 61–75, [[hep-ex/0306033](#)].
- [13] **Higgs Working Group** Collaboration, M. Carena *et al.*, *Report of the tevatron higgs working group*, [hep-ph/0010338](#).

- [14] **D0** Collaboration, A. Melnitchouk, *Search for non-sm light higgs boson in the h to gamma gamma channel at $d0$ in run ii*, *Int. J. Mod. Phys.* **A20** (2005) 3305–3307, [[hep-ex/0501067](#)].
- [15] **CDF** Collaboration, A. Abulencia *et al.*, *Search for new high mass particles decaying to lepton pairs in $p\bar{p}$ collisions at $\sqrt{s} = 1.96$ tev*, *Phys. Rev. Lett.* **95** (2005) 252001, [[hep-ex/0507104](#)].
- [16] **D0** Collaboration, V. M. Abazov *et al.*, *Search for a heavy resonance decaying into a z + jet final state in p anti- p collisions at $s^{**}(1/2) = 1.96$ -tev using the $d0$ detector*, *Phys. Rev.* **D74** (2006) 011104, [[hep-ex/0606018](#)].
- [17] **D0** Collaboration, V. M. Abazov *et al.*, *Search for associated higgs boson production $w h$ to $w w^*$ to $l^+ - \nu l'^+ - \nu' + x$ in p anti- p collisions at $s^{**}(1/2) = 1.96$ -tev*, *Phys. Rev. Lett.* **97** (2006) 151804, [[hep-ex/0607032](#)].
- [18] **CDF** Collaboration, *Cdf exotics group*,
<http://www-cdf.fnal.gov/physics/exotic/exotic.html>.
- [19] **D0** Collaboration, *D0 new phenomena results*,
<http://www-d0.fnal.gov/Run2Physics/WWW/results/np.htm>.
- [20] B. C. Allanach *et al.*, *The snowmass points and slopes: Benchmarks for susy searches*,
[hep-ph/0202233](#).
- [21] H. Baer, C.-h. Chen, F. Paige, and X. Tata, *Signals for minimal supergravity at the cern large hadron collider ii: Multilepton channels*, *Phys. Rev.* **D53** (1996) 6241–6264, [[hep-ph/9512383](#)].
- [22] H. Baer, C.-h. Chen, F. Paige, and X. Tata, *Signals for minimal supergravity at the cern large hadron collider: Multi - jet plus missing energy channel*, *Phys. Rev.* **D52** (1995) 2746–2759, [[hep-ph/9503271](#)].
- [23] S. Mrenna, G. L. Kane, G. D. Kribs, and J. D. Wells, *Possible signals of constrained minimal supersymmetry at a high luminosity fermilab tevatron collider*, *Phys. Rev.* **D53** (1996) 1168–1180, [[hep-ph/9505245](#)].
- [24] I. Hinchliffe, F. E. Paige, M. D. Shapiro, J. Soderqvist, and W. Yao, *Precision susy measurements at lhc*, *Phys. Rev.* **D55** (1997) 5520–5540, [[hep-ph/9610544](#)].
- [25] T. Sjostrand, S. Mrenna, and P. Skands, *Pythia 6.4 physics and manual*, *JHEP* **05** (2006) 026, [[hep-ph/0603175](#)].

- [26] **CDF** Collaboration, J. Freeman, *Cdf measurement of the top quark mass in the lepton + jets channel using the multivariate template method*, *Int. J. Mod. Phys.* **A20** (2005) 3206.
- [27] B. Knuteson, *Systematic analysis of frontier energy collider data*, [hep-ex/0504041](#).
- [28] B. Knuteson and S. Mrenna, *Bard: Interpreting new frontier energy collider physics*, [hep-ph/0602101](#).
- [29] *3rd lhc olympics workshop*, http://online.kitp.ucsb.edu/online/lhco_c06/.
- [30] P. Meade and M. Reece, *Bridge: Branching ratio inquiry/decay generated events*, [hep-ph/0703031](#).
- [31] A. Pukhov *et al.*, *Comphep: A package for evaluation of feynman diagrams and integration over multi-particle phase space. user's manual for version 33*, [hep-ph/9908288](#).
- [32] A. Pukhov, *Calcchep 3.2: Mssm, structure functions, event generation, batchs, and generation of matrix elements for other packages*, [hep-ph/0412191](#).
- [33] **MINAMI-TATEYA group** Collaboration, T. Ishikawa *et al.*, *Grace manual: Automatic generation of tree amplitudes in standard models: Version 1.0*, . KEK-92-19.
- [34] G. Corcella *et al.*, *Herwig 6.5 release note*, [hep-ph/0210213](#).
- [35] F. Maltoni and T. Stelzer, *Madevent: Automatic event generation with madgraph*, *JHEP* **02** (2003) 027, [[hep-ph/0208156](#)].
- [36] M. E. Peskin, *Pandora: An object-oriented event generator for linear collider physics*, [hep-ph/9910519](#).
- [37] T. Gleisberg *et al.*, *Sherpa 1.alpha, a proof-of-concept version*, *JHEP* **02** (2004) 056, [[hep-ph/0311263](#)].
- [38] W. Kilian, *Whizard 1.0: A generic monte-carlo integration and event generation package for multi-particle processes. manual*, . LC-TOOL-2001-039.
- [39] A. D. Martin, R. G. Roberts, W. J. Stirling, and R. S. Thorne, *Uncertainties of predictions from parton distributions. i: Experimental errors. ((t))*, *Eur. Phys. J.* **C28** (2003) 455–473, [[hep-ph/0211080](#)].
- [40] S. Dawson, E. Eichten, and C. Quigg, *Search for supersymmetric particles in hadron - hadron collisions*, *Phys. Rev.* **D31** (1985) 1581.

- [41] D. J. Miller, P. Osland, and A. R. Raklev, *Invariant mass distributions in cascade decays*, *JHEP* **03** (2006) 034, [[hep-ph/0510356](#)].
- [42] F. Hubaut, E. Monnier, P. Pralavorio, K. Smolek, and V. Simak, *Atlas sensitivity to top quark and w boson polarization in t anti-t events*, *Eur. Phys. J.* **C44S2** (2005) 13–33, [[hep-ex/0508061](#)].
- [43] **CDF-Run II** Collaboration, A. Abulencia *et al.*, *Measurement of the helicity of w bosons in top-quark decays*, *Phys. Rev.* **D73** (2006) 111103, [[hep-ex/0511023](#)].
- [44] **CDF II** Collaboration, A. Abulencia *et al.*, *Measurement of the helicity fractions of w bosons from top quark decays using fully reconstructed t anti-t events with cdf ii*, [hep-ex/0612011](#).
- [45] B. Lillie, L. Randall, and L.-T. Wang, *The bulk rs kk-gluon at the lhc*, [hep-ph/0701166](#).
- [46] A. J. Barr, *Using lepton charge asymmetry to investigate the spin of supersymmetric particles at the lhc*, *Phys. Lett.* **B596** (2004) 205–212, [[hep-ph/0405052](#)].
- [47] M. Battaglia, A. Datta, A. De Roeck, K. Kong, and K. T. Matchev, *Contrasting supersymmetry and universal extra dimensions at the clic multi-tev e+ e- collider*, *JHEP* **07** (2005) 033, [[hep-ph/0502041](#)].
- [48] J. M. Smillie and B. R. Webber, *Distinguishing spins in supersymmetric and universal extra dimension models at the large hadron collider*, *JHEP* **10** (2005) 069, [[hep-ph/0507170](#)].
- [49] A. Datta, K. Kong, and K. T. Matchev, *Discrimination of supersymmetry and universal extra dimensions at hadron colliders*, *Phys. Rev.* **D72** (2005) 096006, [[hep-ph/0509246](#)].
- [50] A. Datta, G. L. Kane, and M. Toharia, *Is it susy?*, [hep-ph/0510204](#).
- [51] A. J. Barr, *Measuring slepton spin at the lhc*, *JHEP* **02** (2006) 042, [[hep-ph/0511115](#)].
- [52] A. Alves, O. Eboli, and T. Plehn, *It’s a gluino*, *Phys. Rev.* **D74** (2006) 095010, [[hep-ph/0605067](#)].
- [53] C. Athanasiou, C. G. Lester, J. M. Smillie, and B. R. Webber, *Distinguishing spins in decay chains at the large hadron collider*, *JHEP* **08** (2006) 055, [[hep-ph/0605286](#)].
- [54] L.-T. Wang and I. Yavin, *Spin measurements in cascade decays at the lhc*, [hep-ph/0605296](#).
- [55] J. M. Smillie, *Spin correlations in decay chains involving w bosons*, [hep-ph/0609296](#).
- [56] C. Kilic, L.-T. Wang, and I. Yavin, *On the existence of angular correlations in decays with heavy matter partners*, [hep-ph/0703085](#).

- [57] **Particle Data Group** Collaboration, W. M. Yao *et al.*, *Review of particle physics*, *J. Phys.* **G33** (2006) 1–1232.
- [58] L. Garren, *Stdhep 5.05: Monte carlo standardization at fnal*, <http://cepa.fnal.gov/psm/stdhep/>.
- [59] J. Conway, *Pgs: Pretty good simulator*, <http://www.physics.ucdavis.edu/~conway/research/software/pgs/pgs4-general.htm>.
- [60] **D0** Collaboration, B. Abbott *et al.*, *Search for new physics in $e\mu x$ data at $d\bar{o}$ using sherlock: A quasi model independent search strategy for new physics*, *Phys. Rev.* **D62** (2000) 092004, [[hep-ex/0006011](#)].
- [61] **D0** Collaboration, B. Abbott *et al.*, *A quasi-model-independent search for new physics at large transverse momentum*, *Phys. Rev.* **D64** (2001) 012004, [[hep-ex/0011067](#)].
- [62] **D0** Collaboration, B. Knuteson, *Sleuth: A quasi-model-independent search strategy for new physics*, [hep-ex/0105027](#).
- [63] B. Knuteson, *Sleuth: A quasi-model-independent search strategy for new high $p(t)$ physics*, . Prepared for 7th International Workshop on Advanced Computing and Analysis Techniques in Physics Research (ACAT 2000), Batavia, Illinois, 16-20 Oct 2000.
- [64] **D0** Collaboration, B. Knuteson, *Search for new physics in $e\mu x$ data at the tevatron using sleuth: A quasi-model-independent search strategy for new physics*, *Int. J. Mod. Phys.* **A16S1B** (2001) 888–890.
- [65] **H1** Collaboration, A. Aktas *et al.*, *A general search for new phenomena in $e p$ scattering at hera*, *Phys. Lett.* **B602** (2004) 14–30, [[hep-ex/0408044](#)].
- [66] T. Stelzer and W. F. Long, *Automatic generation of tree level helicity amplitudes*, *Comput. Phys. Commun.* **81** (1994) 357–371, [[hep-ph/9401258](#)].
- [67] **D0** Collaboration, V. M. Abazov *et al.*, *Search for new physics using quaero: A general interface to $d\bar{o}$ event data*, *Phys. Rev. Lett.* **87** (2001) 231801, [[hep-ex/0106039](#)].
- [68] B. Knuteson, *Quaero: Motivation, summary, status*, [hep-ex/0305065](#).
- [69] B. Knuteson, *Systematic analysis of hep collider data*, [hep-ex/0311059](#).
- [70] S. Caron and B. Knuteson, *Quaero at h1: An interface to high- $p(t)$ hera event data*, [hep-ph/0612201](#).

- [71] B. Knuteson, *Systematic analysis of high energy collider data*, *Nucl. Instrum. Meth.* **A534** (2004) 7–14, [[hep-ex/0402029](#)].
- [72] B. Knuteson, *Solution to the lhc inverse problem*, [hep-ph/0608025](#).