

QCD SUM RULES STUDY OF $QQ - \bar{u}\bar{d}$ MESONS

Fernando S. Navarra* and Marina Nielsen†
*Instituto de Física, Universidade de São Paulo,
 C.P. 66318, 05389-970 São Paulo, SP, Brazil*

Su Hounng Lee‡
Institute of Physics and Applied Physics, Yonsei University, Seoul 120-749, Korea

We use QCD sum rules to study the possible existence of $QQ - \bar{u}\bar{d}$ mesons, assumed to be a state with $J^P = 1^+$. For definiteness, we work with a current with an axial heavy diquark and a scalar light antidiquark, at leading order in α_s . We consider the contributions of condensates up to dimension eight. For the b -quark, we predict $M_{T_{bb}} = (10.2 \pm 0.3)$ GeV, which is below the $\bar{B}\bar{B}^*$ threshold. For the c -quark, we predict $M_{T_{cc}} = (4.0 \pm 0.2)$ GeV, in agreement with quark model predictions.

PACS numbers: 11.55.Hx, 12.38.Lg, 12.39.-x

The general idea of possible stable heavy tetraquarks has been first suggested by Jaffe [1]. The case of a tetraquark $QQ\bar{u}\bar{d}$ with quantum numbers $I = 0$, $J = 1$ and $P = +1$ which, following ref.[2], we call T_{QQ} , is especially interesting. As already noted previously [2, 3], the T_{bb} and T_{cc} states cannot decay strongly or electromagnetically into two \bar{B} or two D mesons in the S wave due to angular momentum conservation nor in P wave due to parity conservation. If their masses are below the $\bar{B}\bar{B}^*$ and DD^* thresholds, these decays are also forbidden. Moreover, in the large m_Q limit, the light degrees of freedom cannot resolve the closely bound QQ system. This results in bound states similar to the $\bar{\Lambda}_Q$ states, with QQ playing the role of the heavy antiquark [4]. Therefore, the stability of $\bar{\Lambda}_Q$ implies that $QQ\bar{u}\bar{d}$ is also safe from decaying through $QQ\bar{u}\bar{d} \rightarrow QQq + \bar{q}\bar{u}\bar{d}$. As a result, T_{QQ} is stable with respect to strong interactions and must decay weakly.

There are some predictions for the masses of the T_{QQ} states. In ref. [5] the authors use a color-magnetic interaction, with flavor symmetry breaking corrections, to study heavy tetraquarks. They assume that the Belle resonance, $X(3872)$, is a $c\bar{q}c\bar{q}$ tetraquark, and use its mass as input to determine the mass of other tetraquark states. They get $M_{T_{cc}} = 3966$ MeV and $M_{T_{bb}} = 10372$ MeV. In ref. [2], the authors use one-gluon exchange potentials and two different spatial configurations to study the mesons T_{cc} and T_{bb} . They get $M_{T_{cc}} = 3876 - 3905$ MeV and $M_{T_{bb}} = 10519 - 10651$ MeV. There are also calculations using expansion in the harmonic oscillator basis [6], and variational method [7].

In this work we use QCD sum rules (QCDSR) [8, 9, 10], to study the two-point functions of the state T_{QQ} . There are several reasons, why it is interesting to investigate this channel. First of all, having two heavy quarks, it is an explicit exotic state. The experimental observation would already prove the existence of the tetraquark state without any theoretical extrapolation. Moreover, from a technical point of view, this means that there are no contributions from the disconnected diagrams, which are technically very difficult to estimate in QCD sum rules or in lattice gauge theory calculation.

In previous calculations, the QCDSR approach was used to study the light scalar mesons [11, 12, 13, 14, 15] the $D_{sJ}^+(2317)$ meson [16, 17] and the $X(3872)$ meson [18], considered as four-quark states and a good agreement with the experimental masses was obtained. However, the tests were not decisive as the usual quark-antiquark assignments also provide predictions consistent with data [10, 12, 19, 20].

Considering T_{QQ} as an axial diquark-antidiquark state, a possible current describing such state is given by:

$$j_\mu = i[Q_a^T C \gamma_\mu Q_b][\bar{u}_a \gamma_5 C \bar{d}_b^T], \quad (1)$$

where a , b are color indices, C is the charge conjugation matrix and Q denotes the heavy quark.

In general, one should consider all possible combinations of different 1^+ four-quark operators, as was done in [21] for the 0^{++} light mesons. However, the current in Eq.(1) well represents the most attractive

*Electronic address: navarra@if.usp.br

†Electronic address: mnielsen@if.usp.br

‡Electronic address: suhounng@phya.yonsei.ac.kr

configuration expected with two heavy quarks. This is so because the most attractive light antiquark is expected to be in the color triplet, flavor anti-symmetric and spin 0 channel [22, 23, 24]. This is also expected quite naturally from the color magnetic interaction, which can be phenomenologically parameterized as,

$$V_{ij} = -\frac{C}{m_i m_j} \lambda_i \cdot \lambda_j \sigma_i \cdot \sigma_j. \quad (2)$$

Here, m, λ, σ are the mass, color and spin of the constituent quark i, j . Eq.(2) favors the anti-diquark to be in the color triplet and spin 0 channel. The flavor anti-symmetric condition then follows from requiring anti-symmetric wave function of the anti-diquark. Similarly, since the anti-diquark is in the color triplet state the remaining QQ should be in the color anti-triplet spin 1 state. Although the spin 1 configuration is repulsive, its strength is much smaller than that for the light diquark due to the heavy charm quark mass. Therefore a constituent quark picture for T_{QQ} would be a light anti-diquark in color triplet, flavor anti-symmetric and spin 0 ($\epsilon_{abc}[\bar{u}_b \gamma_5 C \bar{d}_c^T]$) combined with a heavy diquark of spin 1 ($\epsilon_{aef}[Q_e^T C \gamma_\mu Q_f]$). The simplest choice for the current to have a non zero overlap with such a T_{QQ} configuration is given in Eq. (1). While a similar configuration T_{ss} is also possible [25], we believe that the repulsion in the strange diquark with spin 1 will be larger and hence energetically less favorable. As discussed above, since the quantum number is 1^+ , the decay into DD or $\bar{B}\bar{B}$ would be forbidden and the allowed decay into DD^* or $\bar{B}\bar{B}^*$ would have a smaller phase space, and the tetraquark state might have a small width, or may even be bound.

The QCDSR is constructed from the two-point correlation function

$$\Pi_{\mu\nu}(q) = i \int d^4x e^{iq \cdot x} \langle 0 | T[j_\mu(x) j_\nu^\dagger(0)] | 0 \rangle = -\Pi_1(q^2)(g_{\mu\nu} - \frac{q_\mu q_\nu}{q^2}) + \Pi_0(q^2) \frac{q_\mu q_\nu}{q^2}. \quad (3)$$

Since the axial vector current is not conserved, the two functions, Π_1 and Π_0 , appearing in Eq. (3) are independent and have respectively the quantum numbers of the spin 1 and 0 mesons.

The calculation of the phenomenological side proceeds by inserting intermediate states for the meson T_{QQ} . Parametrizing the coupling of the axial vector meson 1^+ , to the current, j_μ , in Eq. (1) in terms of the meson decay constant f_T and the meson mass M_T as:

$$\langle 0 | j_\mu | T_{QQ} \rangle = \sqrt{2} f_T M_T^4 \epsilon_\mu, \quad (4)$$

the phenomenological side of Eq. (3) can be written as

$$\Pi_{\mu\nu}^{phen}(q^2) = \frac{2f_T^2 M_T^8}{M_T^2 - q^2} \left(-g_{\mu\nu} + \frac{q_\mu q_\nu}{M_T^2} \right) + \dots, \quad (5)$$

where the Lorentz structure $g_{\mu\nu}$ gets contributions only from the 1^+ state. The dots denote higher axial-vector resonance contributions that will be parametrized, as usual, through the introduction of a continuum threshold parameter s_0 [26].

On the OPE side, we work at leading order in α_s and consider the contributions of condensates up to dimension eight. To keep the charm quark mass finite, we use the momentum-space expression for the charm quark propagator. We follow ref. [27] and calculate the light quark part of the correlation function in the coordinate-space, which is then Fourier transformed to the momentum space in D dimensions. The resulting light-quark part is combined with the charm quark part before it is dimensionally regularized at $D = 4$.

The correlation function, Π_1 , in the OPE side can be written as a dispersion relation:

$$\Pi_1^{OPE}(q^2) = \int_{4m_Q^2}^{\infty} ds \frac{\rho(s)}{s - q^2}, \quad (6)$$

where the spectral density is given by the imaginary part of the correlation function: $\pi\rho(s) = \text{Im}[\Pi_1^{OPE}(s)]$. After making a Borel transform of both sides, and transferring the continuum contribution to the OPE side, the sum rule for the axial vector meson T_{QQ} up to dimension-eight condensates can be written as:

$$2f_T^2 M_T^8 e^{-M_T^2/M^2} = \int_{4m_Q^2}^{s_0} ds e^{-s/M^2} \rho(s) + \Pi_1^{mix(\bar{q}q)}(M^2), \quad (7)$$

where

$$\rho(s) = \rho^{pert}(s) + \rho^{\langle \bar{q}q \rangle}(s) + \rho^{\langle G^2 \rangle}(s) + \rho^{mix}(s) + \rho^{\langle \bar{q}q \rangle^2}(s) + \rho^{mix\langle \bar{q}q \rangle}(s), \quad (8)$$

with

$$\begin{aligned} \rho^{pert}(s) &= \frac{1}{2^9 \pi^6} \int_{\alpha_{min}}^{\alpha_{max}} \frac{d\alpha}{\alpha^3} \int_{\beta_{min}}^{1-\alpha} \frac{d\beta}{\beta^3} (1-\alpha-\beta) [(\alpha+\beta)m_Q^2 - \alpha\beta s]^3 \\ &\times \left[\frac{1+\alpha+\beta}{4} ((\alpha+\beta)m_Q^2 - \alpha\beta s) - m_Q^2(1-\alpha-\beta) \right], \\ \rho^{\langle \bar{q}q \rangle}(s) &= 0, \\ \rho^{\langle G^2 \rangle}(s) &= -\frac{\langle g^2 G^2 \rangle}{2^{10} \pi^6} \left\{ -\frac{1}{4} \int_{\alpha_{min}}^{\alpha_{max}} \frac{d\alpha}{\alpha(1-\alpha)} (m_Q^2 - \alpha(1-\alpha)s)^2 \right. \\ &+ \int_{\alpha_{min}}^{\alpha_{max}} \frac{d\alpha}{\alpha} \int_{\beta_{min}}^{1-\alpha} d\beta \left[\frac{(\alpha+\beta)m_Q^2 - \alpha\beta s}{4\beta} ((\alpha+\beta)m_Q^2 - \alpha\beta s + 2m_Q^2) \right. \\ &+ \frac{m_Q^2}{3\alpha^2} (1-\alpha-\beta) \left[m_Q^2(1-\alpha-\beta) + ((\alpha+\beta)m_Q^2 - \alpha\beta s) \left(-4-\alpha-\beta + \frac{3}{\beta}(1-\alpha) \right) \right] \\ &\left. \left. + \frac{1}{48\alpha\beta^2} (1-\alpha-\beta) ((\alpha+\beta)m_Q^2 - \alpha\beta s)^2 (5-\alpha-\beta) \right] \right\}, \\ \rho^{mix}(s) &= 0, \\ \rho^{\langle \bar{q}q \rangle^2}(s) &= \frac{\langle \bar{q}q \rangle^2}{24\pi^2} s \sqrt{1-4m_Q^2/s}. \end{aligned} \quad (9)$$

where the integration limits are given by $\alpha_{min} = (1 - \sqrt{1-4m_Q^2/s})/2$, $\alpha_{max} = (1 + \sqrt{1-4m_Q^2/s})/2$ and $\beta_{min} = \alpha m_Q^2/(s\alpha - m_Q^2)$. The contribution of dimension-six condensates $\langle g^3 G^3 \rangle$ is neglected, since it is assumed to be suppressed by the loop factor $1/16\pi^2$. We have included, for completeness, a part of the dimension-8 condensate contributions. We should note that a complete evaluation of these contributions require more involved analysis including a non-trivial choice of the factorization assumption basis [28]

$$\begin{aligned} \rho^{mix\langle \bar{q}q \rangle}(s) &= -\frac{\langle \bar{q}q \sigma.Gq \rangle \langle \bar{q}q \rangle}{2^6 \pi^2} \sqrt{1-4m_Q^2/s}, \\ \Pi_1^{mix\langle \bar{q}q \rangle}(M^2) &= -\frac{m_Q^2 \langle \bar{q}q \sigma.Gq \rangle \langle \bar{q}q \rangle}{2^5 3\pi^2} \int_0^1 d\alpha \left[4 - \frac{m_Q^2}{\alpha(1-\alpha)M^2} \right] \exp \left[-\frac{m_Q^2}{\alpha(1-\alpha)M^2} \right]. \end{aligned} \quad (10)$$

In order to extract the mass M_T without worrying about the value of the decay constant f_T , we take the derivative of Eq. (7) with respect to $1/M^2$, divide the result by Eq. (7) and obtain:

$$M_T^2 = \frac{\int_{4m_Q^2}^{s_0} ds e^{-s/M^2} s \rho(s)}{\int_{4m_Q^2}^{s_0} ds e^{-s/M^2} \rho(s)}. \quad (11)$$

This quantity has the advantage to be less sensitive to the perturbative radiative corrections than the individual moments. Therefore, we expect that our results obtained to leading order in α_s will be quite accurate.

In the numerical analysis of the sum rules, the values used for the quark masses and condensates are (see e.g. [10, 29]): $m_c(m_c) = (1.23 \pm 0.05)$ GeV, $m_b(m_b) = (4.24 \pm 0.06)$ GeV, $\langle \bar{q}q \rangle = -(0.23 \pm 0.03)^3$ GeV³, $\langle \bar{q}q \sigma.Gq \rangle = m_0^2 \langle \bar{q}q \rangle$ with $m_0^2 = 0.8$ GeV², $\langle g^2 G^2 \rangle = 0.88$ GeV⁴.

We start with the double charmed meson T_{cc} . We evaluate the sum rules in the range $2.0 \leq M^2 \leq 4$ GeV² for s_0 in the range: $4.6 \leq \sqrt{s_0} \leq 5.0$ GeV.

Comparing the relative contribution of each term in Eqs. (9) to (10), to the right hand side of Eq. (7) we obtain a quite good OPE convergence (the perturbative contribution is at least 50% of the total)

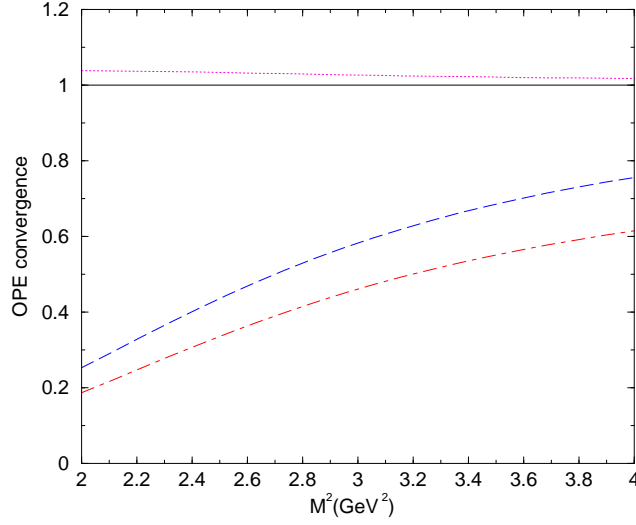


FIG. 1: The relative OPE convergence in the region $2.0 \leq M^2 \leq 4.0$ GeV^2 for $\sqrt{s_0} = 4.8$ GeV . We start with the perturbative contribution divided by the total (long-dashed line) and each subsequent line represents the addition of one extra condensate dimension in the expansion: $+ \langle g^2 G^2 \rangle$ (dot-dashed line), $+ \langle \bar{q}q \rangle^2$ (dotted-line), $+ m_0^2 \langle \bar{q}q \rangle^2$ (solid line).

for $M^2 > 2.5$ GeV^2 , as can be seen in Fig. 1. This analysis allows us to determine the lower limit constraint for M^2 in the sum rules window. This figure also shows that, although there is a change of sign between dimension-six and dimension-eight condensates contributions, the contribution of the latter is very small, where, we have assumed, in Fig. 1 to Fig. 4, the validity of the vacuum saturation for these condensates. The relatively small contribution of the dimension-eight condensates may justify the validity of our approximation, unlike in the case of the 5-quark current correlator, as noticed in [30].

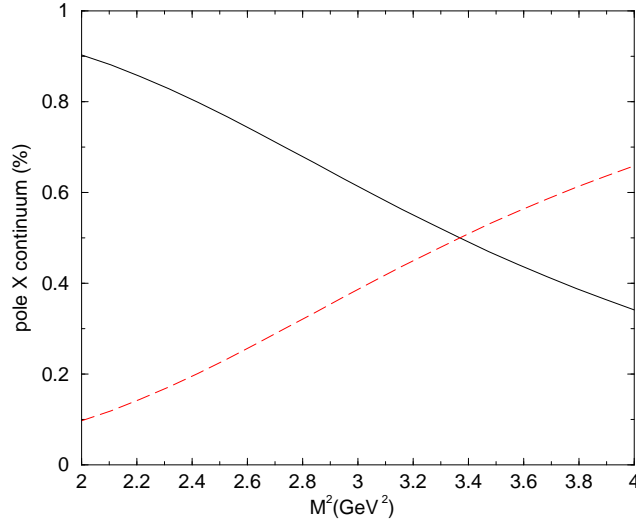


FIG. 2: The solid line shows the relative pole contribution (the pole contribution divided by the total, pole plus continuum, contribution) and the dashed line shows the relative continuum contribution for $\sqrt{s_0} = 4.8$ GeV .

We get an upper limit constraint for M^2 by imposing the rigorous constraint that the QCD continuum contribution should be smaller than the pole contribution. The maximum value of M^2 for which this constraint is satisfied depends on the value of s_0 . The comparison between pole and continuum contributions for $\sqrt{s_0} = 4.8$ GeV is shown in Fig. 2. The same analysis for the other values of the continuum threshold gives $M^2 \leq 3.1$ GeV^2 for $\sqrt{s_0} = 4.6$ GeV and $M^2 \leq 3.6$ GeV^2 for $\sqrt{s_0} = 5.0$ GeV .

In Fig. 3, we show the T_{cc} meson mass obtained from Eq. (11), in the relevant sum rules window, with

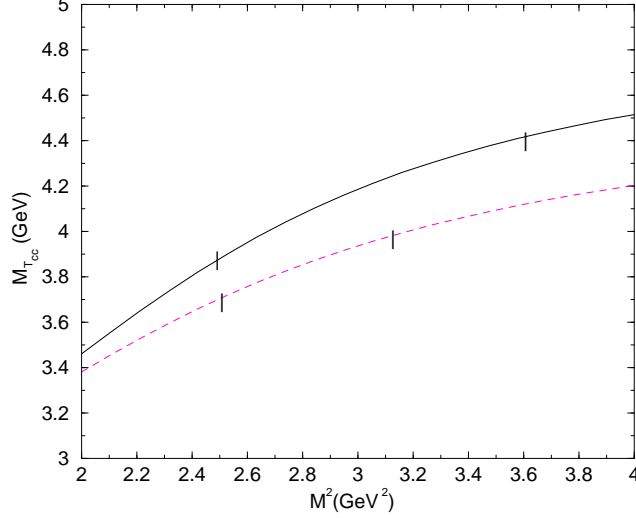


FIG. 3: The T_{cc} meson mass as a function of the sum rule parameter (M^2) for different values of the continuum threshold: $\sqrt{s_0} = 4.6$ GeV (dotted line) and $\sqrt{s_0} = 5.0$ GeV (solid line). The bars indicate the region allowed for the sum rules: the lower limit (cut below 2.5 GeV^2) is given by OPE convergence requirement and the upper limit by the dominance of the QCD pole contribution.

the upper and lower validity limits indicated. From Fig. 3 we see that the results are reasonably stable as a function of M^2 . In our numerical analysis, we shall then consider the range of M^2 values from 2.5 GeV^2 until the one allowed by the sum rule window criteria as can be deduced from Fig. 3 for each value of s_0 .

We found that our results are not very sensitive to the value of the charm quark mass, neither to the value of the condensates. The most important source of uncertainty is the value of the continuum threshold and the Borel interval. Using the QCD parameters given above, the QCDSR predictions for the T_{cc} mesons mass is:

$$M_{T_{cc}} = (4.0 \pm 0.2) \text{ GeV}, \quad (12)$$

in a very good agreement with the predictions in refs. [2] and [5].

One can also evaluate the decay constant, defined in Eq. (4), to leading order in α_s :

$$f_{T_{cc}} = (5.95 \pm 0.65) \times 10^{-5} \text{ GeV}, \quad (13)$$

which can be more affected by radiative corrections than $M_{T_{cc}}$.

In the case of the double-beauty meson T_{bb} , using consistently the perturbative \overline{MS} -mass $m_b(m_b) = (4.24 \pm 0.6) \text{ GeV}$, and the continuum threshold in the range $11.3 \leq \sqrt{s_0} \leq 11.7 \text{ GeV}$, we find a good OPE convergence for $M^2 > 7.5 \text{ GeV}^2$. We also find that the pole contribution is bigger than the continuum contribution for $M^2 < 9.6 \text{ GeV}^2$ for $\sqrt{s_0} < 11.3 \text{ GeV}$, and for $M^2 < 11.2 \text{ GeV}^2$ for $\sqrt{s_0} < 11.7 \text{ GeV}$.

In Fig. 4 we show the T_{bb} meson mass obtained from Eq. (11), in the relevant sum rules window, with the upper and lower validity limits indicated. From Fig. 4 we see that the results are very stable as a function of M^2 in the allowed region. Taking into account the variation of M^2 and varying s_0 and m_b in the regions indicated above, we arrive at the prediction:

$$M_{T_{bb}} = (10.2 \pm 0.3) \text{ GeV}, \quad (14)$$

also in a very good agreement with the results in refs. [2], [5] and [7]. For completeness, we predict the corresponding value of the decay constant to leading order in α_s :

$$f_{T_{bb}} = (10.4 \pm 2.8) \times 10^{-6} \text{ GeV}. \quad (15)$$

We have presented a QCDSR analysis of the two-point functions of the double heavy-quark axial meson, T_{QQ} , considered as a four quark state. We find that the sum rules results for the masses of T_{cc} and T_{bb}

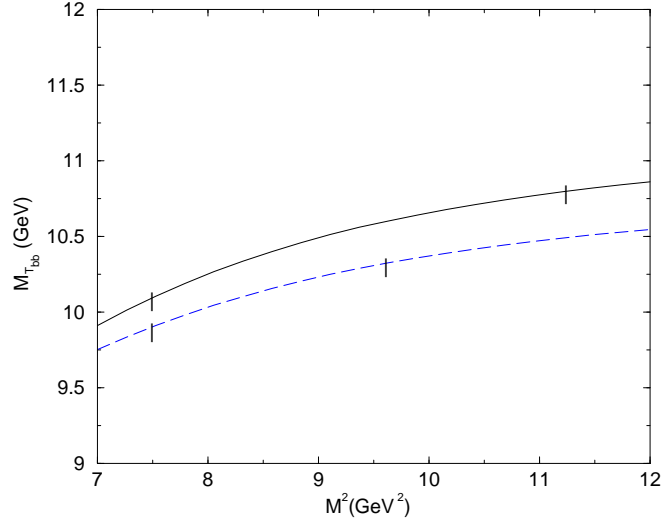


FIG. 4: The T_{bb} meson mass as a function of the sum rule parameter (M^2) for different values of the continuum threshold: $\sqrt{s_0} = 11.3$ GeV (dashed line), $\sqrt{s_0} = 11.7$ GeV (solid line). The bars delimit the region allowed for the sum rules.

are compatible with the results in refs. [2] and [5]. An improvement of this result needs an accurate determination of running masses m_c and m_b of the \overline{MS} -scheme and the inclusion of radiative corrections.

Our results show that while the T_{cc} mass is bigger than the D^*D threshold at about 3.875 GeV, the T_{bb} mass is appreciably below the \bar{B}^*B threshold at about 10.6 GeV. Therefore, our results indicate that the T_{bb} meson should be stable with respect to strong interactions and must decay weakly. Our result also confirms the naive expectation that the exotic states with heavy quarks tend to be more stable than the corresponding light states[31].

We present in Eqs. (13), and (15) predictions for the decay constants of the T_{cc} and T_{bb} .

Different choices of the four-quark operators have been systematically presented for the 0^{++} light mesons in [21]. Though some combinations can provide a faster convergence of the OPE, we do not expect that the choice of the operators will affect much our results, where, in our analysis, the OPE has a good convergence.

Acknowledgements

This work has been partly supported by FAPESP and CNPq-Brazil, and by the Korea Research Foundation KRF-2006-C00011.

-
- [1] R.F. Jaffe, Phys. Rev. **D15**, 267 (1977).
 - [2] D. Janc and M. Rosina, Few Body Syst. **35**, 175 (2004).
 - [3] S. Zouzou, B. Silvestre-Brac, C. Gignoux and J.M. Richard, Z. Phys. **C30**, 457 (1986).
 - [4] C.-K. Chow, Phys. Rev. **D51**, 3541 (1995).
 - [5] Y. Cui, X.-L. Chen, W.-Z. Deng and S.-L. Zhu, High Energy Phys. Nucl. Phys. **31**, 7 (2007).
 - [6] B. Silvestre-Brac and C. Semay, Z. Phys. **C57**, 273 (1993); C. Semay and B. Silvestre-Brac, Z. Phys. **C61**, 271 (1994).
 - [7] D.M. Brink and Fl. Stancu, Phys. Rev. **D57**, 6778 (1998).
 - [8] M.A. Shifman, A.I. and Vainshtein and V.I. Zakharov, Nucl. Phys. **B147**, 385 (1979).
 - [9] L.J. Reinders, H. Rubinstein and S. Yazaki, Phys. Rept. **127**, 1 (1985).
 - [10] For a review and references to original works, see e.g., S. Narison, *QCD as a theory of hadrons*, Cambridge Monogr. Part. Phys. Nucl. Phys. Cosmol. **17**, 1 (2002) [hep-h/0205006]; *QCD spectral sum rules*, World Sci. Lect. Notes Phys. **26**, 1 (1989); Acta Phys. Pol. **B26**, 687 (1995); Riv. Nuov. Cim. **10N2**, 1 (1987); Phys. Rept. **84**, 263 (1982).
 - [11] J. Latorre and P. Pascual, J. Phys. **G11**, L231 (1985).

- [12] S. Narison, Phys. Lett. **B175**, 88 (1986).
- [13] T.V. Brito *et al.*, Phys. Lett. **B608**, 69 (2005).
- [14] H-J. Lee and N.I. Kochelev, Phys. Lett. **B642**, 358 (2006); Z.-G. Wang, W.-M. Yang, S.-L. Wan, J. Phys. **G31**, 971 (2005).
- [15] A. Zhang, Phys. Rev. **D61**, 114021 (2000); A. Zhang, T. Huang and T. Steele, hep-ph/0612146.
- [16] M.E. Bracco *et al.*, Phys. Lett. **B624**, 217 (2005).
- [17] H. Kim and Y. Oh, Phys. Rev. **D72**, 074012 (2005).
- [18] R.D. Matheus, S. Narison, M. Nielsen and J.-M. Richard, Phys. Rev. **D75**, 014005 (2007).
- [19] S. Narison, Phys. Rev. **D73**, 114024 (2006); S. Narison, Phys. Lett. **B605**, 319 (2005); S. Narison, Phys. Lett. **B210**, 238 (1988).
- [20] W.A. Bardeen *et al.*, Phys. Rev. **D68**, 054024 (2003); S. Godfrey, Phys. Lett. **B568**, 254 (2003); M. Harada *et al.*, Phys. Rev. **D70**, 074002 (2004); Y.B. Dai *et al.* Phys. Rev. **D68**, 114011 (2003).
- [21] H-X. Chen, A. Hosaka and S-L. Zhu, Phys. Rev. **D74**, 054001 (2006).
- [22] R. L. Jaffe and F. Wilczek, Phys. Rev. Lett. **91**, 232003 (2003).
- [23] E. Shuryak and I. Zahed, Phys. Lett. B **589**, 21 (2004).
- [24] T. Schafer, E. V. Shuryak and J. J. M. Verbaarschot, Nucl. Phys. B **412**, 143 (1994).
- [25] Y. Kanada-En'yo, O. Morimatsu and T. Nishikawa, Phys. Rev. D **71**, 094005 (2005).
- [26] B. L. Ioffe, Nucl. Phys. **B188**, 317 (1981); **B191**, 591(E) (1981).
- [27] H. Kim, S.H. Lee and Y. Oh, Phys. Lett. **B595**, 293 (2004).
- [28] Bagan *et al.*, Nucl. Phys. **B254**, 55 (1985); D.J. Broadhurst and S. Generalis, Phys. Lett. **B139**, 85 (1984).
- [29] S. Narison, Phys. Lett. **B466**, 345 (1999); S. Narison, Phys. Lett. **B361**, 121 (1995); S. Narison, Phys. Lett. **B387**, 162 (1996). S. Narison, Phys. Lett. **B624**, 223 (2005).
- [30] A.G. Oganesian, hep-ph/0510327.
- [31] S. H. Lee, Y. Kwon and Y. Kwon, Phys. Rev. Lett. **96**, 102001 (2006).