

# Phenomenological insight into JLab proton polarization data puzzle by deuteron impulse approximation

C Adamusci<sup>1</sup>, L Binbot<sup>2</sup>, S Dubnicka<sup>1</sup>, A Z Dubnickova<sup>3</sup> and E Tomasi-Gustafsson<sup>4</sup>

<sup>1</sup>Institute of Physics, Slovak Academy of Sciences, Bratislava, Slovak Republic

<sup>2</sup>IPNO, IN2P3, BP 1, 91406 Orsay, France

<sup>3</sup>Dept. of Theoretical Physics, Comenius Univ., Bratislava, Slovak Republic

<sup>4</sup>DAPNIA/SPHN, CEA/Saclay, 91191 Gif-sur-Yvette Cedex, France

(Dated: July 15, 2018)

The non-relativistic impulse approximation of deuteron electromagnetic form factors is used to investigate the space-like region behavior of the proton electric form factor in regard of the two contradictory experimental results extracted either from Rosenbluth separation method or from recoilproton JLab polarization data.

PACS numbers: 12.20.-m, 13.40.-f, 13.60.Hb, 13.88.+e

Keywords: electromagnetic interactions, polarization, electromagnetic form factors, deuteron

## I. INTRODUCTION

A study of the deuteron electromagnetic (EM) structure is very interesting as the deuteron is the most simple bound state system of nucleons, which provides an excellent opportunity to study nucleon-nucleon (NN) interaction as well as its dependence on electromagnetic structure of underlying nucleons. Up to now several (phenomenological) models of the deuteron electromagnetic structure have been developed. The purely phenomenological [1] give small <sup>2</sup> but they come without any physical background. The vector meson dominance (VMD) models (and their generalization by incorporating correct deuteron form factor (FF) analytic properties) [2, 3, 4] describe deuteron EM structure through exchange of isoscalar vector mesons  $\omega$ ; (and their excitations) and they don't assume NN interaction effects explicitly. Another class of models, non-relativistic (NIA) and relativistic (RIA) impulse approximations, reviewed in [5], assume NN interaction based on deuteron wave functions and describe the deuteron EM FFs through the nucleon EM FFs. Just such models seem to be able to bring some light into existence of two contradicting space-like behaviors of the electric nucleon FF, obtained in elastic scattering of unpolarized electrons on unpolarized protons by Rosenbluth method and in polarization transfer process  $e p \rightarrow e p$  measuring transversal and longitudinal components of the recoil proton's polarization simultaneously.

## II. TWO CONTRADICTING PROTON ELECTRIC FORM FACTOR BEHAVIORS IN SPACE-LIKE REGION

The electron-proton elastic scattering was used to be the most common way of the proton electromagnetic structure study from the half of 50's of the last century

[6] and abundant data (more than 400 data points) on proton electric  $G_E p(t)$  and magnetic  $G_M p(t)$  FFs in the space-like region  $Q^2 = q^2 = t < 0$  appeared (for references see paper [7]). They have been obtained from the measured differential cross-section of the elastic scattering of unpolarized electrons on unpolarized protons in laboratory system

$$\frac{d \text{lab}(e p \rightarrow e p)}{d\Omega} = \frac{1}{4E^2} \frac{\cos^2(\theta/2)}{\sin^4(\theta/2)} \frac{1}{1 + \left(\frac{2E}{m_p}\right) \sin^2(\theta/2)} \quad (1)$$

$$= A(t) + B(t) \tan^2(\theta/2);$$

$$E = 137, E \text{ - the incident electron energy}$$

$$A(t) = \frac{G_E^2 p(t)}{1 + \frac{t}{4m_p^2}}; \quad B(t) = \frac{t}{4m_p^2} G_M^2 p(t) \quad (2)$$

by the Rosenbluth technique. Their ratio  $\frac{G_E p(t)}{G_M p(t)}$  in error bars roughly equals one, showing the electric and magnetic distributions in the proton to be equal.

Recently in JLab [8]–[10], measuring transverse

$$P_t = \frac{h}{I_0} \left( \frac{P}{1 + \frac{t}{4m_p^2}} \right) G_M p G_E p \tan^2(\theta/2) \quad (3)$$

and longitudinal

$$P_l = \frac{h(E + E^0)}{I_0 m_p} \left( \frac{P}{1 + \frac{t}{4m_p^2}} \right) G_M^2 p \tan^2(\theta/2) \quad (4)$$

components of the recoil proton's polarization (as suggested in Refs. [11]) in the electron scattering plane of the polarization transfer process  $e p \rightarrow e p$  ( $h$  is the electron beam helicity,  $I_0$  is the unpolarized cross-section excluding  $M_{\text{ott}}$  and  $\frac{t}{4m_p^2} = t/4m_p^2$ ) simultaneously, the very precise and surprising data on the ratio  $\frac{G_E p(t)}{G_M p(t)}$  have been obtained, showing the electric and magnetic

distributions in the proton to be different, contrary to what was followed from Rosenbluth data.

The latter contradiction is now well known as the JLab proton polarization data puzzle and a natural question is arisen "Which data are correct"?

A lot of effort has been devoted to the search of a definite solution [12]–[19]. The explanation is likely to be related to radiative corrections, which may reach 40% on the unpolarized cross-section, but are negligible on the polarization ratio.

In Ref. [12] the structure functions method was applied for an evaluation of the radiative corrections in transferred polarization experiment and their size was of order of magnitude too small to bring the polarization data in agreement with the Rosenbluth ones.

In the papers [13], [14] authors came to a conclusion that the presence of the two photon contributions could solve the problem, however, the kinematical properties related to fast decreasing form factors and the possible presence of inelastic contributions in the intermediate state were not investigated in detail.

The structure functions method has been also applied in Ref. [15], where it was shown that the corrections can become very large, if one takes into account the initial state photon emission. However, the corresponding kinematical region is usually rejected (by appropriate selection of the scattered electron energy) in the experimental analysis.

In the paper [16] a model dependent calculation based on GPD showed an agreement more qualitative than quantitative with one set of data [17].

In Ref. [18] it was noted that the reason of the discrepancy lies in the slope of the reduced cross-section as a function of the virtual photon polarization.

In the paper [19] higher order radiative corrections for initial state emission, in frame of the structure function approach, has been applied to polarized and unpolarized cross-section. It was shown that they have the right size and behaviour to bring data in agreement. The 2-photon box is shown to be irrelevant to this problem in the approximation of rapidly decreasing FFs and an equally shared momentum between the two photons.

In this work we take another approach, a phenomenological point of view to investigate this problem. We show that the proton electric FF  $G_{Ep}(t)$ , and in no case the magnetic FF, is responsible for the discrepancy in the above-mentioned sets of results.

For the latter there are indications already in the form of the differential cross-section (1), where the proton magnetic FF is multiplied by  $t = (4m_p^2)$  factor, i.e. as  $t$  increases, the measured cross-section (1) becomes dominated by  $G_{Mp}^2(t)$  part contribution, making the extraction of  $G_{Ep}^2(t)$  more and more difficult. As a result, one can have confidence only in the proton magnetic FF data obtained by the Rosenbluth technique in higher values of momentum transfer squared.

A definite conclusion for the above-mentioned assertion follows from the global analysis [20], [21] of the nu-

cleon FF data in the framework of the ten-resonance unitary and analytic model of the nucleon EM structure [7], which provides a test of:

consistency of the JLab proton polarization data with all other proton and neutron EM FF data

consistency of these data with the powerful tool of physics – the analyticity

their consistency with the asymptotic behaviour as predicted (up to logarithmic corrections) by QCD.

In the analysis all Rosenbluth data for proton electric FF in space-like region were substituted for the ratio  $pG_{Ep}(t)/G_{Mp}(t)$  data obtained in JLab proton polarization experiments. As a result, the parameters in comparison with those in [7] were changed very little, a perfect description of the new JLab data was achieved and almost nothing has been changed in the description of  $G_{Mp}(t)$ ,  $G_{En}(t)$ ,  $G_{Mn}(t)$  in both the space-like and time-like regions and  $|j_{Ep}(t)|$  in the time-like region. However, the new JLab data strongly require an existence of the zero (see the full line in Fig.1a), i.e. a diffraction minimum in the space-like region of  $|j_{Ep}(t)|$  around  $t = Q^2 = 13 \text{ GeV}^2$ .

Consequently, there are two contradicting behaviors (see Fig.1a) of the proton electric FF  $G_{Ep}(t)$  in the space-like region. In the following sections they are tested in the framework of the NIA by existing deuteron electromagnetic structure data.

### III. NON-RELATIVISTIC IMPULSE APPROXIMATION FOR DEUTERON EM STRUCTURE

In the one-photon exchange approximation the deuteron EM structure can be described by three scalar functions – EM FFs [22] and the matrix element of the deuteron EM current can be written, in the most general form, as

$$d^0 J^{\text{EM}} d = G_1(q^2) \begin{pmatrix} 0 \\ 0 \end{pmatrix} d + G_2(q^2) \begin{pmatrix} 0 \\ q \end{pmatrix} \begin{pmatrix} 0 \\ q \end{pmatrix} d + G_3(q^2) \frac{(q \cdot q) \begin{pmatrix} 0 \\ q \end{pmatrix} \begin{pmatrix} 0 \\ q \end{pmatrix}}{2m_d^2} d; \quad (5)$$

where  $\begin{pmatrix} 0 \\ q \end{pmatrix}$  are polarization vectors of incoming and outgoing deuterons  $d$ ;  $d^0$  of four-momenta  $p$ ;  $p^0$  obeying the relations

$$p^0 = 0; \quad p = 0; \quad q^2 = -1; \quad q^2 = -1; \quad d = p^0 + p; \quad q = p^0 - p;$$

However, from practical point of view another linear combinations of deuteron EM FFs are used [5]

$$\begin{aligned} G_C(q^2) &= G_1(q^2) + \frac{2}{3} G_2(q^2) \\ G_M(q^2) &= G_2(q^2) \\ G_Q(q^2) &= G_1(q^2) - G_2(q^2) + (1 + \frac{2}{3}) G_3(q^2) \end{aligned} \quad (6)$$

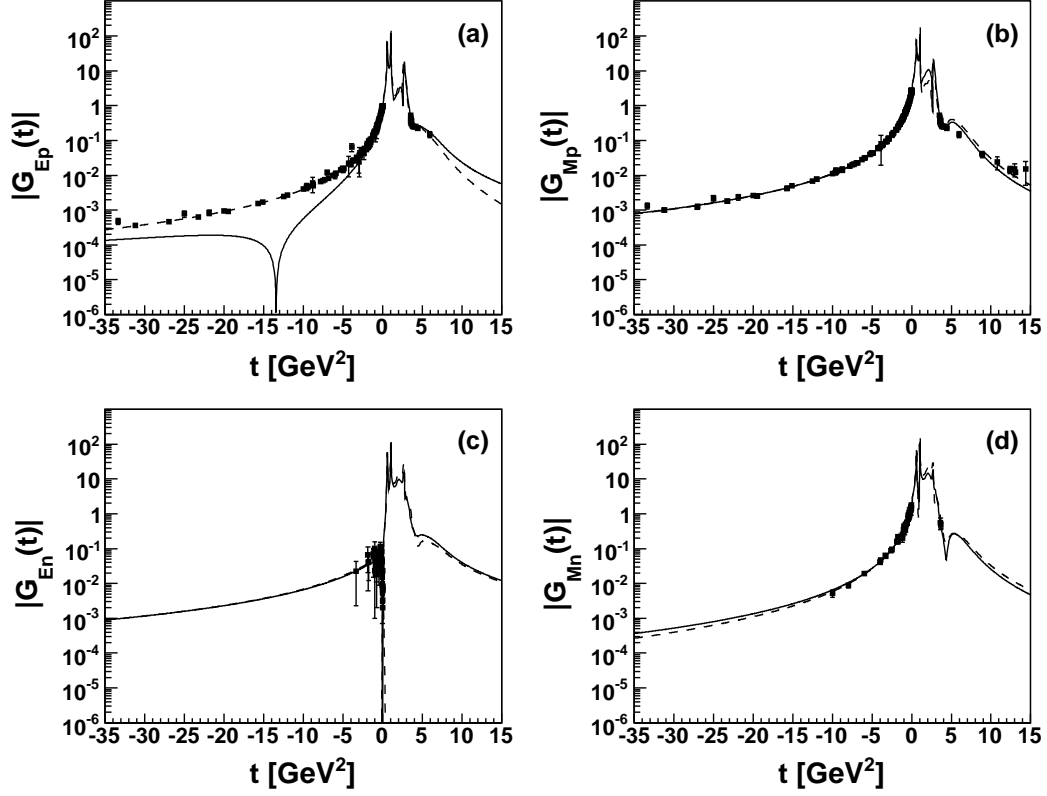


Fig. 1: Results of the analysis of Rosenbluth (dashed lines) and JLab (full lines) data by nucleon EM structure U & A model.

where  $\frac{q^2}{4m_d^2}$ ,  $G_C(q^2)$  is deuteron charge form factor,  $G_M(q^2)$  is deuteron magnetic form factor and  $G_Q(q^2)$  is deuteron quadrupole form factor.

The calculation of deuteron EM FFs within impulse approximation requires a knowledge of the deuteron wave function and nucleon EM FFs. As deuteron can be found in S- ( 96% ) and D-state ( 4% ), then NN non-relativistic full wave function of the deuteron can be written in terms of two scalar wave functions

$$\begin{aligned}
 \psi_{abm} &= \sum_{l_1 m_1} \sum_{l_2 m_2} \frac{z_1(r)}{r} Y_{l_1 m_1}(\hat{r}) Y_{l_2 m_2}(\hat{r}) \psi_{ab}^{l_1 m_1 l_2 m_2} \\
 &= \frac{u(r)}{r} Y_{0,0}(\hat{r}) \psi_{ab}^{1m} + \frac{w(r)}{r} \sum_{m_s m_l} Y_{2,m}(\hat{r}) \psi_{ab}^{1m} \psi_{ab}^{2;1;m} \psi_{ab}^{m_s; m_l; m} \quad (7)
 \end{aligned}$$

where  $h_{l;1;m}^{m_s; m_l; m}$  are Clebsch-Gordan coefficients,  $Y_{l m}$  are spherical harmonics normalized to unity on the unit sphere and  $z_0 = u$ ,  $z_2 = w$  are reduced S and D-state wave functions, respectively.

The normalization condition

$$\int d^3r \sum_{abm} |\psi_{abm}|^2 = 1$$

implies normalization

$$\int_0^1 dr u^2(r) + w^2(r) = 1; \quad (8)$$

which could be understood as probability of finding deuteron in S or D-state. The D-state probability

$$P_D = \int_0^1 dr w^2(r)$$

is an interesting measurement of the strength of the tensor component of the NN force.

The best non-relativistic wave functions are calculated from the Schrodinger equation using a potential adjusted to NN scattering data for lab energies from 0 to 350 MeV. In this paper we will use one of the most common potentials called Paris potential [23], which was among the first potentials to be determined from such realistic data. The S and D state wave functions determined from this model are presented in Fig. 2.

The deuteron is an isoscalar target, therefore within non-relativistic impulse approximation, its FFs depend only on the isoscalar nucleon form factors  $G_{EN}^S$  and  $G_{MN}^S$

$$\begin{aligned}
 G_{EN}^S &= G_{Ep} + G_{En} \\
 G_{MN}^S &= G_{Mp} + G_{Mn} \quad (9)
 \end{aligned}$$

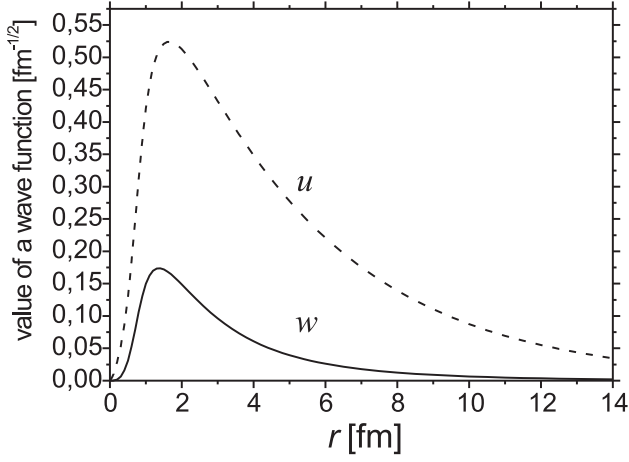


Fig. 2: The S and D state wave functions (u and w, respectively) behaviors for Paris potential.

in the following way

$$\begin{aligned} G_C &= G_{EN}^S D_C \\ G_M &= \frac{m_d}{2m_p} [G_{MN}^S D_M + G_{EN}^S D_E] \\ G_Q &= G_{EN}^S D_Q \end{aligned} \quad (10)$$

where the body form factors  $D_C, D_M, D_E$  and  $D_Q$  are functions of the momentum transfer squared  $t$ . The non-relativistic formulas for the body form factors  $D$  involve overlaps of the wave functions  $u(r); w(r)$ , weighted by spherical Bessel functions

$$\begin{aligned} D_C(q^2) &= \int_0^{Z_1} dr u^2(r) + w^2(r) j_0(\sqrt{t}r) \\ D_M(q^2) &= \int_0^{Z_1} dr 2u^2(r) - w^2(r) j_0(\sqrt{t}r) \\ &\quad + \frac{\hbar^2}{2m_p} \int_0^{Z_1} dr 2u(r)w(r) + w^2(r) j_2(\sqrt{t}r) \\ D_E(q^2) &= \frac{3}{2} \int_0^{Z_1} dr w^2(r) [j_0(\sqrt{t}r) + j_2(\sqrt{t}r)] \\ D_Q(q^2) &= \frac{3}{2} \int_0^{Z_1} dr w(r) u(r) \frac{w(r)}{8} j_2(\sqrt{t}r) \end{aligned} \quad (11)$$

where  $\sqrt{t} = qr=2$ . At  $q^2 = 0$ ; the body form factors become

$$\begin{aligned} D_C(0) &= \int_0^{Z_1} dr u^2(r) + w^2(r) = 1 \\ D_M(0) &= \int_0^{Z_1} dr 2u^2(r) - w^2(r) = 2 - 3P_D \\ D_E(0) &= \frac{3}{2} \int_0^{Z_1} dr w^2(r) = \frac{3}{2}P_D \\ D_Q(0) &= \frac{m_d^2}{50} \int_0^{Z_1} dr w(r) u(r) \frac{w(r)}{8} \end{aligned} \quad (12)$$

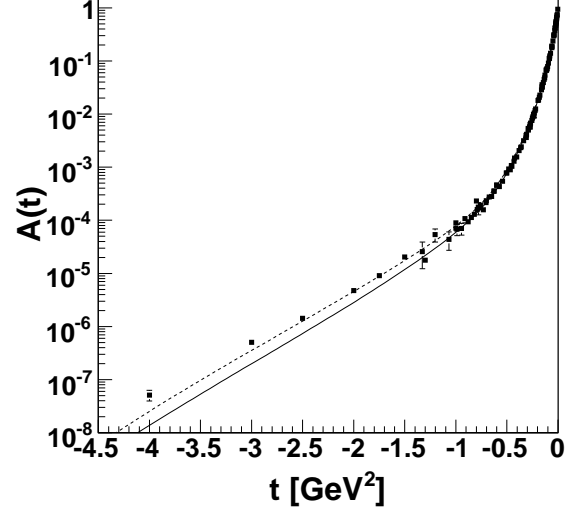


Fig. 3: Deuteron structure function  $A(t)$ .

giving the non-relativistic predictions

$$\begin{aligned} Q_d &= D_Q(0) \\ \mu_d &= \mu_N D_M(0) + D_E(0) = \mu_N (2 - 3P_D) + 1.5P_D; \end{aligned} \quad (13)$$

where  $Q_d$  is the quadrupole moment of the deuteron,  $\mu_d$  is the magnetic moment of the deuteron and  $\mu_N = \frac{1}{2}(\mu_p + \mu_n)$  is the isoscalar nucleon magnetic moment. The experimental value of the deuteron magnetic moment  $\mu_d = 1.7139$ , leads to probability of D-state  $P_D = 4.0\%$ . But this is only approximate value, because the magnetic moment is very sensitive to relativistic corrections.

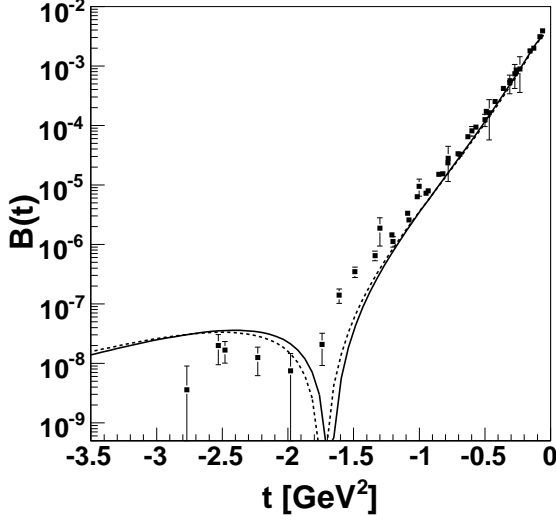
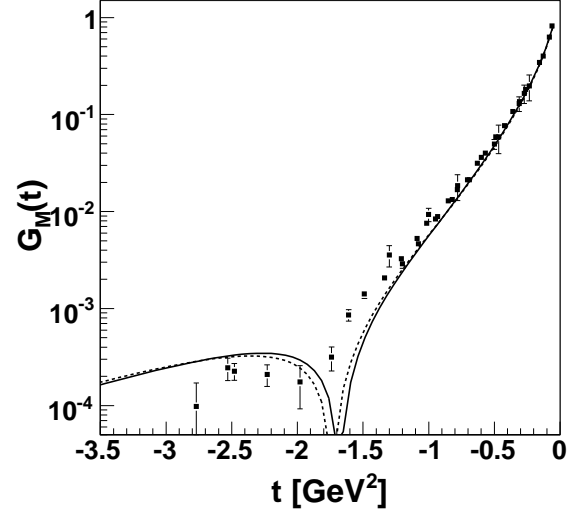
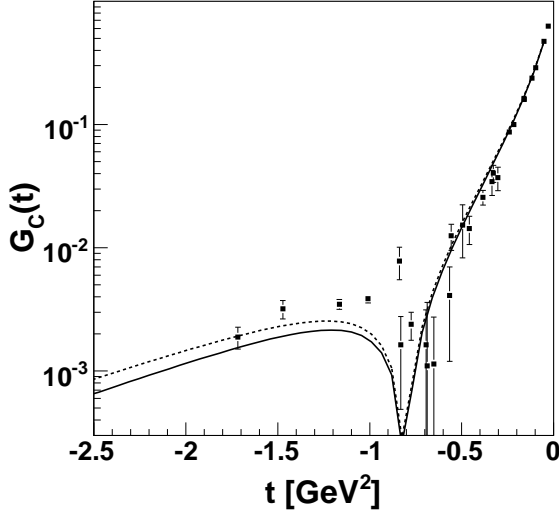
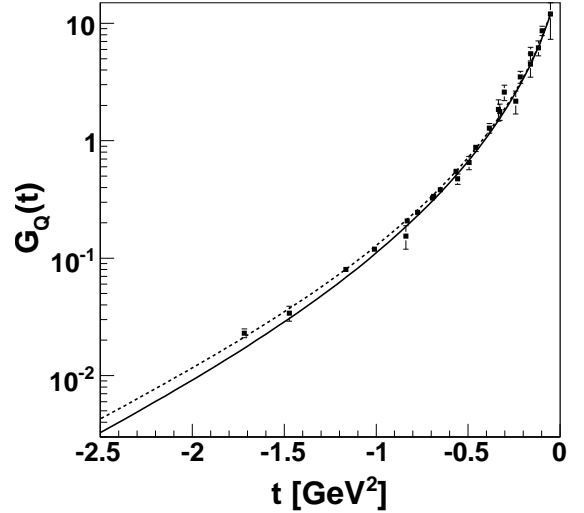
Experimentally the EM structure of the deuteron is measured in the elastic scattering of electrons on deuterons, described by the differential cross-section (1) with

$$\begin{aligned} A(t) &= G_C^2(t) + \frac{2}{3} G_M^2(t) + \frac{8}{9} G_Q^2(t); \\ B(t) &= \frac{4}{3} (1 + \frac{1}{2} G_M^2(t)); \end{aligned} \quad (14)$$

and applying the Rosenbluth technique. As a result the data on structure functions  $A(t), B(t)$  are obtained, which are found to be compiled in the paper [5].

#### IV. RESULTS

In order to test the two contradicting behaviors of  $G_{EP}(t)$ , as shown in Fig.1a, in comparison with the deuteron structure functions  $A(t), B(t)$  data, we use expressions for deuteron EM FFs (10) to be expressed through nucleon EM FFs. First, the tests of Rosenbluth data were made within Unitary and Analytic model of

Fig. 4: Deuteron structure function  $B(t)$ .Fig. 6: Magnetic deuteron FF  $G_M(t)$ .Fig. 5: Charge deuteron FF  $G_C(t)$ .Fig. 7: Quadrupole deuteron FF  $G_Q(t)$ .

nucleon EM FFs [7], then the  $t$ s of JLab proton polarization data with all other existing nucleon EM FFs data. From both behaviors the isoscalar nucleon FFs were determined, by means of which the deuteron FFs have been found and as a result the two different behaviors of deuteron structure functions  $A(t)$ ,  $B(t)$  were calculated.

By a comparison of the latter (see Figs. 3 and 4) with existing deuteron structure functions data corresponding  $t^2$ s are calculated as presented in Table I,

from where one can see immediately that the behaviors of  $A(t)$ ,  $B(t)$ , obtained by means of the  $G_{Ep}(t)$  with the zero around  $t = -1.3 \text{ GeV}^2$  unambiguously is preferred.

For completeness we present (see Figs. 5, 6 and 7)

also the obtained behaviors of deuteron EM FFs  $G_C(t)$ ,  $G_M(t)$  and  $G_Q(t)$  with the data [5] obtained in recent polarization experiments.

	$t^2_A$	$t^2_B$
JLab	926	476
Rosenbluth	2080	573

Table I: The  $t^2$  of deuteron structure functions  $A(t)$ ,  $B(t)$  for two different scenarios.

# V. CONCLUSIONS

The Rosenbluth data on the proton electric FF in space-like region and the new JLab proton polarization data on the ratio  $\frac{G_{Ep}(t)}{G_{Mp}(t)} = \frac{G_{Ep}(t)}{G_{Mp}(t)}$ , were both analyzed together with all other existing nucleon FFs data in space-like and time-like regions by means of the tensor resonance unitary and analytic nucleon EM structure model. As a result, two contradicting behaviors of  $G_{Ep}(t)$  in space-like region were obtained. They are brought into a comparison with other independent data, the data

on deuteron structure functions, by means of the non-relativistic in pulse approximation of deuteron EM structure. From the values of  $t^2$  shown in Table I it unambiguously follows that the  $G_{Ep}(t)$  from the JLab proton polarization data analysis with the zero around  $t = -13 \text{ GeV}^2$  are more consistent with the deuteron structure functions  $A(t); B(t)$  data than the older Rosenbluth behavior.

The work was partly supported by Slovak Grant Agency for Sciences VEGA, Grant No. 2/4099/26 (C.A., S.D. and A.Z.D.).

- 
- [1] D. Abbott et al. [JLAB t20 Collaboration], Eur. Phys. J. A 7 (2000) 421.
  - [2] A. Z. Dubnickova and S. Dubnicka, Preprint ICTP, IC/91/149, Trieste (1991) 19 p.
  - [3] A. P. Kobushkin and A. I. Syamtomov, Phys. Atom. Nucl. 58 (1995) 1477.
  - [4] E. Tomasi-Gustafsson, G. I. Gakh and C. Adamuscin, Phys. Rev. C 73 (2006) 045204.
  - [5] R. A. Gilmán and F. Gross, J. Phys. G 28 (2002) R37.
  - [6] R. Hofstadter, F. Bumiller and M. Yearian, Rev. Mod. Phys. 30 (1958) 482.
  - [7] S. Dubnicka, A. Z. Dubnickova and P. W. Eisenpacher, J. Phys. G 29 (2003) 405.
  - [8] M. K. Jones et al, Phys. Rev. Lett. 84 (2000) 1398.
  - [9] O. Gayou et al, Phys. Rev. Lett. 88 (2002) 092301.
  - [10] V. Punjabi et al, Phys. Rev. C (2005) 055202.
  - [11] A. I. Akhiezer and M. P. Rekalo, Sov. Phys. Dokl. 13 (1968) 572, Sov. J. Part. Nucl. 4 (1974) 277.
  - [12] A. A. Anasiev, I. A. Kushevich and N. M. Merenkov, Phys. Rev. D 64 (2001) 113009.
  - [13] P. A. M. Guichon and M. Vanderhaeghen, Phys. Rev. Lett. 91 (2003) 142303.
  - [14] P. G. Blunden, W. M. Melnitchouk and J. A. Tjon, Phys. Rev. Lett. 91 (2003) 142304. Phys. Rev. C 72 (2005) 034612.
  - [15] S. Dubnicka, E. Kuraev, M. Secansky and A. Vinnikov, hep-ph/0507242.
  - [16] A. V. Anasiev, S. J. Brodsky, C. E. Carlson, Y. C. Chen and M. Vanderhaeghen, Phys. Rev. D 72 (2005) 013008.
  - [17] L. Andivahis et al, Phys. Rev. D 50 (1994) 5491.
  - [18] E. Tomasi-Gustafsson and G. I. Gakh, Phys. Rev. C 72 (2005) 015209.
  - [19] Yu. M. Bystritskiy, E. A. Kuraev and E. Tomasi-Gustafsson, hep-ph/0603132.
  - [20] S. Dubnicka, A. Z. Dubnickova, Fizika B 13 (2004) 287.
  - [21] C. Adamuscin, S. Dubnicka, A. Z. Dubnickova and P. W. Eisenpacher, Prog. Part. Nucl. Phys. 55 (2005) 228.
  - [22] N. Cabibbo and R. Gatto, Phys. Rev. 124 (1961) 1577.
  - [23] M. Lacombe, B. Loiseau, J. M. Richard, R. Vinh Mau, J. Cote, P. Pires and R. De Tourreil, Phys. Rev. C 21 (1980) 861.