

Form factor in $K^+ \rightarrow \pi^+\pi^0\gamma$: interference versus direct emission

Luigi Cappiello and Giancarlo D'Ambrosio
INFN – Sezione di Napoli
 and
Dipartimento di Scienze Fisiche,
Università di Napoli “Federico II”
Via Cintia, 80126 Napoli, Italy

(Dated: December 24, 2018)

We analyze the effect of a form factor in the magnetic contribution to $K^+ \rightarrow \pi^+\pi^0\gamma$. We emphasize how this can show up experimentally: in particular we try to explore the difference between a possible interference contribution and a form factor in the magnetic part. The form factor used for $K^+ \rightarrow \pi^+\pi^0\gamma$ is analogous to the one for $K_L \rightarrow \pi^+\pi^-\gamma$, experimentally well established.

PACS numbers: 12.39.-y, 13.25.Es

I. INTRODUCTION

Non-leptonic kaon decays are an important tool to study weak interactions [1, 2, 3, 4, 5, 6]. Radiative non-leptonic kaon decays, such as $K_{L,S} \rightarrow \pi^+\pi^-\gamma$ and $K^+ \rightarrow \pi^+\pi^0\gamma$ are dominated by long distance contributions. The study of these decays leads to chiral tests and in principle to disentangle the small short distance contribution. This small short distance part may lead also to interesting CP violating observables in the Standard Model (SM) and Beyond (BSM) [7].

$K \rightarrow \pi\pi\gamma$ amplitudes contain two types of contributions: inner bremsstrahlung (IB) and direct emission (DE). Due to the pole in the photon energy the IB amplitude is generally enhanced compared to DE; however the IB components of $K_L \rightarrow \pi^+\pi^-\gamma$ and $K^+ \rightarrow \pi^+\pi^0\gamma$ are suppressed due, respectively, to CP invariance and to the $\Delta I = 1/2$ rule. Then, the DE amplitude of these channels, that are the non-trivial part of these decays, might also be easier to detect. DE contributions can be decomposed into electric (E1,E2) and magnetic (M1,M2) ones [8]. The magnetic contribution to $K_L \rightarrow \pi^+\pi^-\gamma$ is accurately measured [9, 10] and a clear and large photon energy dependence has been found.

The question of the presence of the form factor, i.e. the size of vector meson dominance in weak amplitudes, is motivated not only by phenomenological reasons, as in $K_L \rightarrow \pi^+\pi^-\gamma$, but it has also theoretical motivations [2]. For instance, it improves the matching of long and short distance contributions [2].

Published data for $K^\pm \rightarrow \pi^\pm\pi^0\gamma$ are consistent with a dominant magnetic amplitude and no evidence for E1 transitions [10]. However, preliminary data from NA48/2 at CERN show a non-vanishing interference, due to E1 transitions [11, 12]: the size of this contribution will shed light on $O(p^4)$ chi-

ral perturbation theory (χ PT) counterterm coefficients [1, 13, 14]. The energy dependence of the $K^+ \rightarrow \pi^+\pi^0\gamma$ magnetic amplitude has not been tested/observed yet; we think it is important to understand if the form factor in the magnetic contribution affects the determination of the electric contributions: in this paper we complement Ref.[15] with this perspective.

Long ago N. Christ used a particular set of $K^\pm \rightarrow \pi^\pm\pi^0\gamma$ Dalitz variables: the photon energy and the charged pion kinetic energy in the kaon rest frame [16]. NA48/2 [11, 12] wants to perform an analysis using these variables too; in the following we give a kinematical distribution in these variables accounting for the $m_{\pi^+} - m_{\pi^0}$ corrections. Furthermore, the results in Ref.[15] considered essentially the central value of branching ratio from E787 [17], $(4.7 \pm 0.8) \times 10^{-6}$. Recent results [12, 18] seem to prefer smaller values, $(2 \sim 3) \times 10^{-6}$; while this is not shocking by itself, it has some impact if we include the form factor as we shall see. We discuss $K \rightarrow \pi\pi\gamma$ kinematics and Low theorem in Section 2; in Section 3 we carry out some theoretical-phenomenological considerations on $K \rightarrow \pi\pi\gamma$. Numerical results are summarized in Section 4.

II. KINEMATICS AND LOW THEOREM

The general invariant amplitude of $K \rightarrow \pi\pi\gamma$ can be defined as follows [4, 19]

$$A[K(p) \rightarrow \pi_1(p_1)\pi_2(p_2)\gamma(q, \epsilon)] = \epsilon^\mu(q)M_\mu(q, p_1, p_2),$$

where $\epsilon_\mu(q)$ is the photon polarization and M_μ is decomposed into an electric E and a magnetic M amplitudes as

$$M_\mu = \frac{E(z_i)}{m_K^3} [p_1 \cdot q p_{2\mu} - p_2 \cdot q p_{1\mu}] + \frac{M(z_i)}{m_K^3} \epsilon_{\mu\nu\alpha\beta} p_1^\nu p_2^\alpha q^\beta,$$

with

$$z_i = \frac{q \cdot p_i}{m_K^2}, \quad (i = 1, 2), \quad z_3 = \frac{p \cdot q}{m_K^2}, \quad z_3 = z_1 + z_2. \quad (1)$$

The double differential rate for the unpolarized photon is

$$\frac{\partial^2 \Gamma}{\partial z_1 \partial z_2} = \frac{m_K}{(4\pi)^3} [|E(z_i)|^2 + |M(z_i)|^2] \times \quad (2)$$

$$[z_1 z_2 (1 - 2z_3 - r_1^2 - r_2^2) - r_1^2 z_2^2 - r_2^2 z_1^2],$$

where $r_i = m_{\pi_i}/m_K$. Low theorem establishes a precise relation between radiative and non-radiative amplitudes in the limit of $E_\gamma \rightarrow 0$ [8, 20]. Then we can generally write the relation between the bremsstrahlung amplitude, E_{IB} , in $K \rightarrow \pi\pi\gamma$ decays and the on-shell amplitude, $A(K \rightarrow \pi\pi)$:

$$E_{IB}(z_i) \doteq \frac{eA(K \rightarrow \pi_1\pi_2)}{M_K z_3} \left(\frac{Q_2}{z_2} - \frac{Q_1}{z_1} \right), \quad (3)$$

where Q_i is the π_i charge. Direct emission amplitudes are defined by subtracting this contribution from the total amplitude. In the K^+ case

$$E_{IB}(K^+) = e^{i\delta_2} \left(\frac{3eA_2}{2M_K z_+ z_3} \right) \quad (4)$$

where $A(K^+ \rightarrow \pi^+\pi^0) = \frac{3}{2}A_2 e^{i\delta_2}$ and z_+ refers to the charged pion. Using the experimental value for $B(K^+ \rightarrow \pi^+\pi^0)$ we obtain the branching ratios for the Inner Bremsstrahlung shown in TAB. 1.

TABLE 1

| T_c^* -range in MeV | $B(K^+ \rightarrow \pi^+\pi^0\gamma)_{IB}$ |
|-----------------------|--|
| [55, 90] | $(2.61) \times 10^{-4}$ |
| [0, 80] | $(1.84) \times 10^{-4}$ |

In $K_L \rightarrow \pi^+\pi^-\gamma$, the most common variables are: *i*) the photon energy in the kaon rest frame E_γ^* , and *ii*) the angle θ between the photon and π^+ momenta in the di-pion rest frame. The relations between E_γ^* , θ and the z_i are:

$$z_3 = \frac{E_\gamma^*}{m_K}, \quad z_\pm = \frac{E_\gamma^*}{2m_K} (1 \mp \beta \cos\theta), \quad (5)$$

where $\beta = \sqrt{1 - 4m_\pi^2/(m_K^2 - 2m_K E_\gamma^*)}$. Then the differential rate is

$$\frac{\partial^2 \Gamma}{\partial E_\gamma^* \partial \cos\theta} = \frac{(E_\gamma^*)^3 \beta^3}{512\pi^3 m_K^3} \left(1 - \frac{2E_\gamma^*}{m_K} \right) \sin^2\theta \quad (|E|^2 + |M|^2). \quad (6)$$

Since three photons will be detected in the $K^+ \rightarrow \pi^+\pi^0\gamma$ measurement, it is very useful to study the differential rate as a function of: *i*) the charged

pion kinetic energy in the K^+ rest frame T_c^* , and *ii*) $W^2 = (q \cdot p_K)(q \cdot p_+)/ (m_{\pi^+}^2 m_K^2)$ [8]. These two variables are related to the z_i by

$$z_0 = \frac{m_K^2 + m_{\pi^+}^2 - m_{\pi^0}^2 - 2m_K m_{\pi^+} - 2m_K T_c^*}{2m_K^2},$$

$$z_3 z_+ = \frac{m_{\pi^+}^2}{m_K^2} W^2. \quad (7)$$

The advantage of these variables is that, under the assumption of constant E_{DE} and M_{DE} , one can easily disentangle the different contributions of the IB, DE amplitudes, and interference term between IB and DE

$$\frac{\partial^2 \Gamma}{\partial T_c^* \partial W^2} = \frac{\partial^2 \Gamma_{IB}}{\partial T_c^* \partial W^2} \left[1 + \frac{m_{\pi^+}^2}{m_K^2} 2\text{Re} \left(\frac{E_{DE}}{e\mathcal{A}} \right) W^2 \right. \\ \left. + \frac{m_{\pi^+}^4}{m_K^2} \left(\left| \frac{E_{DE}}{e\mathcal{A}} \right|^2 + \left| \frac{M_{DE}}{e\mathcal{A}} \right|^2 \right) W^4 \right], \quad (8)$$

where

$$\mathcal{A} = A(K^+ \rightarrow \pi^+\pi^0). \quad (9)$$

A. Kinematics in Christ's variables T_c^* and E_γ^*

Motivated by the upcoming NA48 measurements we have also studied the Dalitz plot distributions in the kinematical variables T_c^* and the photon energy in the kaon rest frame, E_γ^* . In this way we extend the work by N. Christ [16] by including the terms proportional to $m_{\pi^+} - m_{\pi^0}$; in these variables the double differential rate for $K^+ \rightarrow \pi^+\pi^0\gamma$ is written as

$$\frac{\partial^2 \Gamma}{\partial T_c^* \partial E_\gamma^*} = \frac{\partial^2 \Gamma_{IB}}{\partial T_c^* \partial E_\gamma^*} \left[1 + \right. \quad (10)$$

$$2\text{Re} \left(\frac{E_{DE}}{e\mathcal{A}} \right) \left(\frac{m_K}{2} - E_0 - \frac{\delta\mu^2}{2m_K} \right) \frac{E_\gamma^*}{m_K} +$$

$$\left. \left(\left| \frac{E_{DE}}{e\mathcal{A}} \right|^2 + \left| \frac{M_{DE}}{e\mathcal{A}} \right|^2 \right) \left(\frac{m_K}{2} - E_0 - \frac{\delta\mu^2}{2m_K} \right)^2 \frac{E_\gamma^{*2}}{m_K^2} \right],$$

where E_0 is the π^0 -energy,

$$\delta\mu^2 = m_{\pi^+}^2 - m_{\pi^0}^2$$

and the Inner Bremsstrahlung differential rate is written in terms of angle, θ , between the π^+ and γ momenta in the kaon rest frame

$$\cos\theta = \frac{m_K^2 - 2m_K E_\gamma^* + 2(T_c^* + m_{\pi^+})(E_\gamma^* - m_K) + \delta\mu^2}{2p_{\pi^+}^* E_\gamma^*}$$

$$p_{\pi^+}^* = \sqrt{T_c^*(T_c^* + 2m_{\pi^+})},$$

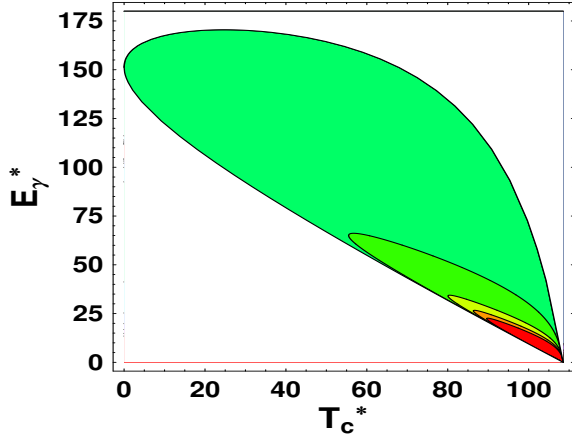


FIG. 1: Dalitz plot of Christ's variables T_c^* and E_γ^* and contour plot of the **Inner Bremsstrahlung** amplitude: the right corner (in red) has a greater density.

$$\frac{\partial^2 \Gamma_{IB}}{\partial T_c^* \partial E_\gamma^*} = \frac{\alpha}{(4\pi)^2} \frac{p_+^2}{m_K^3} \sin^2 \theta \frac{|A|^2}{\left(\frac{m_K}{2} - E_0 - \frac{\delta\mu^2}{2m_K}\right)^2}.$$

It is possible to pass from eq.(10) to eq.(8) through

$$W^2 = \frac{E_\gamma^*}{m_{\pi^+}^2} (E_\gamma^* + T_c^* + m_{\pi^+} - \frac{m_K}{2} - \frac{\delta\mu^2}{2m_K}).$$

A contour plot of the IB amplitude in the Dalitz plot of Christ's variables T_c^* and E_γ^* is shown in FIG.1. After integrating eq.(10) on E_γ^* , one obtains ($E_c^* = T_c^* + m_{\pi^+}$)

$$\begin{aligned} \frac{d\Gamma}{dT_c^*} = & \frac{\alpha |A|^2}{(2\pi)^2} \left\{ \frac{2 \left[\frac{E_c^*}{m_K} \log\left(\frac{E_c^* + p_+^*}{m_{\pi^+}}\right) - \frac{p_+^*}{m_K} \right]}{m_K \left(m_K - 2E_c^* + \frac{\delta\mu^2}{m_K} \right)} \right. \\ & + \text{Re} \left(\frac{E_{DE}}{e\mathcal{A}} \right) \frac{m_K - 2E_c^* + \frac{\delta\mu^2}{m_K}}{2m_K^2} \left[\frac{1}{2} \left(1 - \frac{m_{\pi^+}^2}{m_K^2} \right) \right. \\ & \left. \left. \log \left(\frac{m_K - E_c^* + p_+^*}{m_K - E_c^* - p_+^*} \right) - \frac{m_{\pi^+}^2}{m_K^2} \log \left(\frac{E_c^* + p_+^*}{m_{\pi^+}} \right) - \frac{p_+^*}{m_K} \right] \right. \\ & \left. + \left(\left| \frac{E_{DE}}{e\mathcal{A}} \right|^2 + \left| \frac{M_{DE}}{e\mathcal{A}} \right|^2 \right) \frac{p_+^{*3} \left(m_K - 2E_c^* + \frac{\delta\mu^2}{m_K} \right)^3}{24m_K^2 \left((m_K - E_c^*)^2 - p_+^{*2} \right)^2} \right\} \end{aligned}$$

III. EXPERIMENTAL STATUS AND THEORETICAL PREDICTIONS

Electric and magnetic dipole (E1 and M1) transitions appear already at $\mathcal{O}(p^4)$ [13, 14]. Since K^+ is

not a CP eigenstate, M1 and E1 transitions are CP-allowed in K^+ , while for K_L , CP-symmetry allows M1 transitions and inhibits E1 transitions. The $\mathcal{O}(p^4)$ contributions to K^+ electric transitions can be parametrized as

$$E_1(K^+) = -e^{i\delta_c} \frac{eG_8 M_K^3}{8\pi^2 F_\pi} N_{E_1}^{(4)}, \quad (11)$$

where $G_8 = 9 \cdot 10^{-6} \text{ GeV}^{-2}$ is obtained from the $\Delta I = 1/2$ contribution to $K_S \rightarrow \pi\pi$ at $\mathcal{O}(p^2)$ and $N_{E_1}^{(4)}$ is the relevant $\mathcal{O}(p^4)$ weak counterterm combination [13, 14, 19]

$$\begin{aligned} N_{E_1}^{(4)} &= (4\pi)^2 [N_{14} - N_{15} - N_{16} - N_{17}] \\ &\stackrel{FM}{=} -k_f \frac{8\pi^2 F_\pi^2}{M_V^2} = -(0.4 \div 1). \end{aligned} \quad (12)$$

The second line is the theoretical prediction based on the factorization model (FM) [1, 13, 14, 19] parametrized by the a coefficient k_f . From naïve dimensional analysis (NDA) we expect $N_{E_1}^{(4)}$ of order one; in fact this value is expected from VMD and factorization [1, 14]. The sign in (11) and (12) leads to a constructive interference among E_c and E_{IB} [19] but *so far there is no experimental evidence of such interference*, up to the new NA48 result [12], as we shall see.

Actually, the present bounds [17, 18] are very close to the theoretical predictions [1, 13, 14]; in TAB. 2 we report instead the results for a destructive interference, $N_{E_1}^{(4)} = 0.4$, as reported by NA48 [12]. The interference term scales linearly with $N_{E_1}^{(4)}$, then branchings for different $N_{E_1}^{(4)}$ values are easily obtained.

TABLE 2

| T_c^* -range in MeV | $B(K^+ \rightarrow \pi^+ \pi^0 \gamma)_{\text{INT}}^{N_{E_1}^{(4)}=0.4}$ |
|-----------------------|--|
| [55, 90] | $-(3.52) \times 10^{-6}$ |
| [0, 80] | $-(4.70) \times 10^{-6}$ |

The same counterterm coefficient, $N_{E_1}^{(4)}$, appears in the DE component of $K_S \rightarrow \pi^+ \pi^- \gamma$ [19, 21], however the present experimental bound [22] is not at the level to compete with the one from $K^+ \rightarrow \pi^+ \pi^0 \gamma$.

We summarize the experimental situation regarding K^+ and K_L M1 transitions. The K^+ PDG average [10],

$$B(K^+ \rightarrow \pi^+ \pi^0 \gamma)_{\text{DE}} = (4.4 \pm 0.7) \times 10^{-6}, \quad (13)$$

$$55 \text{ MeV} \leq T_c^* \leq 90 \text{ MeV}$$

must be taken as obtained assuming no interference term; no T_c^* -spectrum is available yet.

No $E1$ (CP violating) transitions for K_L have been observed yet; while the magnetic contributions, $M1$ is responsible for the observed $B(K_L \rightarrow \pi^+\pi^-\gamma)_{DE}$. While this branching is affected by too many theoretical uncertainties to be predictable at the moment, the energy spectrum gives us insights, as we shall see. The leading order magnetic amplitude, $M(z_i)$, to eq. (1), starts at $O(p^4)$ [4, 20]

$$M_L^{(4)} = \frac{eG_8 m_K^3}{2\pi^2 F} (a_2 + 2a_4), \quad (14)$$

$$M_+^{(4)} = -\frac{eG_8 m_K^3}{4\pi^2 F} [2 + 3(2a_3 - a_2)]. \quad (15)$$

The subscripts L and $+$ denote $K_L \rightarrow \pi^+\pi^-\gamma$ and $K^+ \rightarrow \pi^+\pi^0\gamma$ respectively. The a_i 's parts of the above amplitudes come from the local weak lagrangian $\mathcal{L}_4^{\Delta S=1}$ and are expected of order one [4]; these are also called direct contributions. There are too many a_i 's to be fixed phenomenologically; moreover, there is a large $O(p^6)$ contribution to $K_L \rightarrow \pi^+\pi^-\gamma$ from η' -exchange. The factor “2” in (15) is the contribution from the $K^+ \rightarrow \pi^+\pi^0\gamma$, where we have first a pure weak transition and then a Wess-Zumino-Witten one and thus is completely predicted (indirect contribution). It maybe instructive to evaluate $B(K^+ \rightarrow \pi^+\pi^0\gamma)$ with the $a_i = 0$; we show this in TAB. 3.

TABLE 3

| T_c^* -range in MeV | $B(K^+ \rightarrow \pi^+\pi^0\gamma)_{DE}^{a_i=0}$ |
|-----------------------|--|
| [55, 90] | $(3.55) \times 10^{-6}$ |
| [0, 80] | $(6.57) \times 10^{-6}$ |

However, even if this could be the correct interpretation for $B(K^+ \rightarrow \pi^+\pi^0\gamma)$, the fact that the observed $B(K_L \rightarrow \pi^+\pi^-\gamma)_{DE}$ implies $a_i \sim O(1)$ calls for a more accurate theoretical investigation. In fact, the observed photon energy spectrum has a deep theoretical insight. In order to fit the data, that showed a clear photon energy dependence in the magnetic term, $M(z_i)$, KTeV has used a linear fit, a quadratic fit or a pole fit of the form

$$M_L(z_3) = \frac{b_1}{1 - \frac{m_K^2}{m_V^2} + \frac{2m_K}{m_V^2} E_\gamma^*} + b_2, \quad (16)$$

where b_1 and b_2 are constants. Data prefer the pole fit [9] with value $b_1/b_2 = -1.243 \pm 0.033$ [9]. This phenomenological description has been comforted by NA48 [23] and KTeV [24] in the channel $K_L \rightarrow \pi^+\pi^-e^+e^-$. The presence of the form factor in (16) has a nice theoretical interpretation showing the relevance of VMD in the anomalous (or intrinsic Parity odd) sector of the weak chiral $O(p^4)$ lagrangian [14]; *i.e.* the coefficient “ $a_2 + 2a_4$ ”

in eq. (14) receives a substantial VMD contribution. Following Ref.[15] a correlated analysis of the $K^+ \rightarrow \pi^+\pi^0\gamma$ and $K_L \rightarrow \pi^+\pi^-\gamma$ decays can be performed. VMD and phenomenology, as eq. (16), imply the following decomposition:

$$M_+(z_i) = M_+^{\text{pole}} + M_+^{\text{const.}} \quad (17)$$

It is interesting that all the weak couplings involving vectors, and consequently $M_+ M_L^{\text{VMD}}$, may be written in terms of only one coupling, η_V [14]. Thus we parametrize all our ignorance in M_+^{pole} with η_V :

$$M_+^{\text{pole}}(z_i) = -\frac{eG_8 m_K^3}{4\pi^2 F} r_V \left(\frac{1 - 2z_3 + \frac{m_V^2}{m_K^2} \eta_V}{1 - \frac{m_K^2}{m_V^2} + \frac{2m_K^2}{m_V^2} z_3} + \frac{2z_+ - \frac{m_V^2}{2m_K^2} \eta_V}{1 - \frac{2m_K^2}{m_V^2} z_+} + \frac{2z_0 + \frac{m_V^2}{m_K^2} \eta_V}{1 - \frac{2m_K^2}{m_V^2} z_0} \right), \quad (18)$$

where

$$r_V = \frac{32\sqrt{2}\pi^2 f_V h_V m_K^2}{3m_V^2}, \quad (19)$$

is determined by the VMD couplings [4, 14] $f_V = 0.2$ and $h_V = 0.037$, well known phenomenologically. The rest is written as a constant contribution,

$$M_+^{\text{const.}} = -\frac{eG_8 m_K^3}{4\pi^2 F} A^+, \quad (20)$$

where the parameter

$$A^+ = 2 + 3(2a_3 - a_2)_{\text{non-VMD}} + \text{other contributions.}$$

must be determined phenomenologically. $(2a_3 - a_2)_{\text{non-VMD}}$ is a non-VMD contribution to M^+ ; thus the experimental $B(K^+ \rightarrow \pi^+\pi^0\gamma)_{DE}$ can be obtained by varying the two unknown constants (A^+, η_V) . In FIG. 2, we vary respectively 1σ , 2σ and 3σ deviations around the BNL E787 result [17]

$$B(K^+ \rightarrow \pi^+\pi^0\gamma)_{DE} = (4.7 \pm 0.9) \times 10^{-6} \quad (21)$$

$$55 \text{ MeV} \leq T_c^* \leq 90 \text{ MeV},$$

similar to the PDG result in (13). So we can account properly the sensitivity of the W^- and T_c^* -spectrum from these phenomenological parameters which we will discuss in the next paragraph. In fact, recent data, shown in TAB. 4, point towards smaller values of the branching. NA48, in their preliminary analysis [12], are able to study this decay in a new kinematical region: the charged pion kinetic energy ranges from 0 to 80 MeV; as we can see from FIG. 1, this region is more sensitive to the DE component. Furthermore assuming a **constant** $M(z_i)$ in (1) they find a non-vanishing $E1$ -contribution.

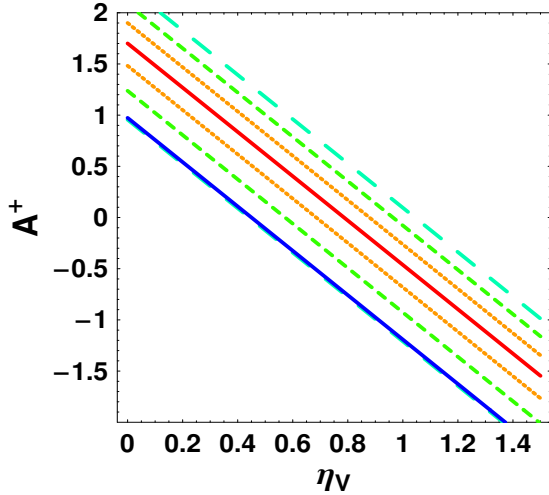


FIG. 2: Values of A^+ and η_V on the **central solid line** generate the **E787** experimental value of the branching ratio (21) while the other lines are the borders of strips corresponding to 1σ , 2σ and 3σ deviation from the E787 central value in (21). As a result the **lower solid line** corresponds to the central **NA48** value in TAB. 4. For $\eta_V = 0$ and $A^+ = 2$, the amplitude is dominated by the WZW pole.

TABLE 4

| Exp | $B(K^+ \rightarrow \pi^+ \pi^0 \gamma)_{\text{DE}}$ $T_c^* \in [55, 90]$ |
|--------------------------|---|
| KEK-E470 [18] | $(3.8 \pm 0.8 \pm 0.7) \times 10^{-6}$ |
| NA48/2 ^a [12] | $(2.22 \pm 0.13 \pm 0.05) \times 10^{-6}$ |

Interference term is assumed vanishing

^a Value extrapolated assuming a **constant** $M(z_i)$.

TABLE 5

| NA48/2 | $T_c^* \in [0, 80]$ |
|--|---------------------|
| $B(K^+ \rightarrow \pi^+ \pi^0 \gamma)^{\text{INT}} = (-4.91 \pm 2.00) \times 10^{-6}$ | |
| $B(K^+ \rightarrow \pi^+ \pi^0 \gamma)^{\text{DE}} = (6.16 \pm 0.79) \times 10^{-6}$ | |

This result is very interesting; in particular though the size is comparable to the theoretical expectations in (12) and TAB. 2 [1, 13, 14], the sign is opposite as discussed before TAB. 2. In the next section we investigate the consequences of the presence of the form factor on this NA48 measurement.

IV. EFFECT OF THE FORM FACTOR ON THE DIRECT EMISSION AMPLITUDE

The target of the following numerical studies is to understand how to differentiate a constant magnetic term, practically $\eta_V = 0$, from the one with the form factor in eqs. (17) and (18), in FIG. 2. A

related question is, as we shall see, if the possible presence of a form factor affects the determination of the interference term or even if the presence of the form factor could mimic the experimental evidence of the interference term. It is important, we think, to quantify this effect.

Previous experiments were able to study only the kinematical range $T_c^* \in [55, 90]$ MeV [17, 18]; recently NA48/2 has been able to uncover almost the full range $T_c^* \in [0, 80]$ MeV [12]. The region with small values for T_c^* is more sensitive to DE transitions. Indeed the explicit IB Dalitz plot contour in the T_c^* and W variables generates a plot similar to FIG. 1. Due to the sensitivity of the kinematical distributions from the size of DE branchings we will discuss both possibilities $B_{\text{exp}}(\text{E787})$ and $B_{\text{exp}}(\text{NA48})$ in both kinematical regions.

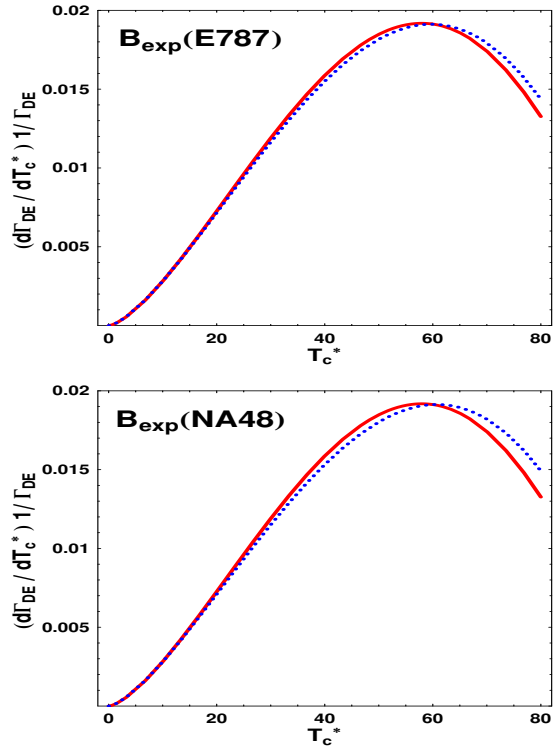


FIG. 3: Normalized T_c^* -spectra ($T_c^* \in [0, 80]$ MeV) for the DE magnetic amplitude with the E787 branching ratio [17] in (21) (upper plot) and the NA48/2 branching ratio in TAB. 4 (lower plot). The **solid** curves correspond to a **constant** amplitude, the **dotted** curves to a magnetic form factor with $\eta_V = 1.5$ and corresponding value of A^+ on the central (lower) full line of FIG. 2 for the upper (lower) plot.

In FIG. 3 we show the normalized T_c^* -spectra for the DE magnetic amplitude with the E787 branching ratio [17] in (21) (upper plot) and the NA48/2

branching ratio in TAB. 4 (lower plot). The solid curves correspond to a constant amplitude, the dotted curves to a magnetic form factor with $\eta_V = 1.5$ and corresponding value of A^+ on the central (lower) full line of FIG. 2 for the upper (lower) plot.

Then we plot W -spectra with $T_c^* \in [55, 90]$ MeV in FIG. 4 and $T_c^* \in [0, 80]$ MeV in Fig. 5. In each case we consider form factors with $\eta_V = 0.5$ (dashed curves) and $\eta_V = 1.5$ (dotted curves); the corresponding values of A^+ are determined from FIG.2.

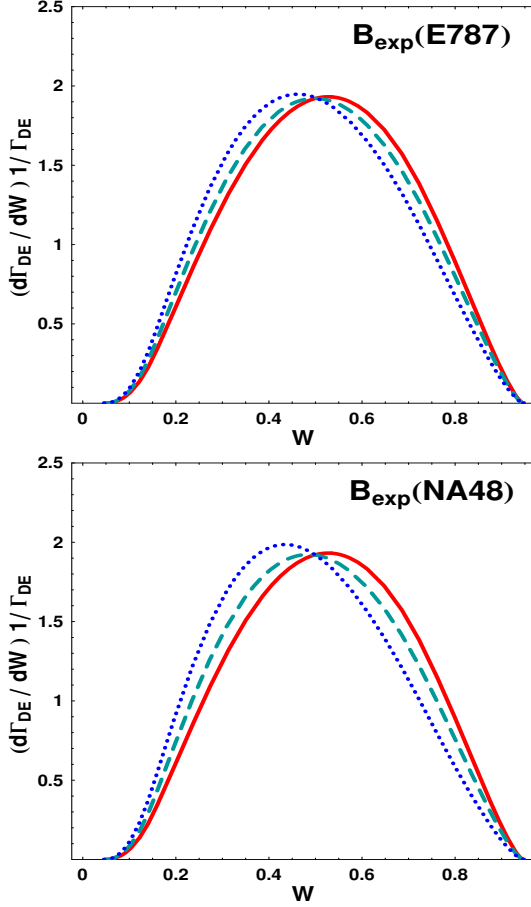


FIG. 4: Normalized W -spectra ($T_c^* \in [55, 90]$ MeV) for the DE magnetic amplitude. The upper and lower figures correspond to the E787 branching ratio [17] in (21) (the central solid line of FIG. 2) and to the NA48/2 branching ratio in TAB. 4 (the lower solid line of FIG. 2) respectively. The solid curves corresponds to a **constant** amplitude, while the **dashed** and **dotted** curves correspond to form factors with $\eta_V = 0.5$ and $\eta_V = 1.5$ respectively.

As we can see the changing of the value of the branching ratio generates a substantial effect in the W -spectra in FIGS. 5 and 6.

Subtracting the IB contribution to the W -spectrum in (8) and assuming E and M constant one obtains

$$\frac{d\Gamma(E, M)}{dW} \propto INT(E) W^2 + DE(E, M) W^4. \quad (22)$$

Then we can fit this to the experimental data determining E from the interference term, $INT(E)$, and M from $DE(E, M)$. Since $M_+^{\text{pole}}(z_i)$ in (18) is obviously not constant, we would like to question whether the presence of this form factor (and no interference), could simulate an interference term in (22) as observed by NA48/2 [11, 12]. In fact we plot in FIG.6 the difference among normalized

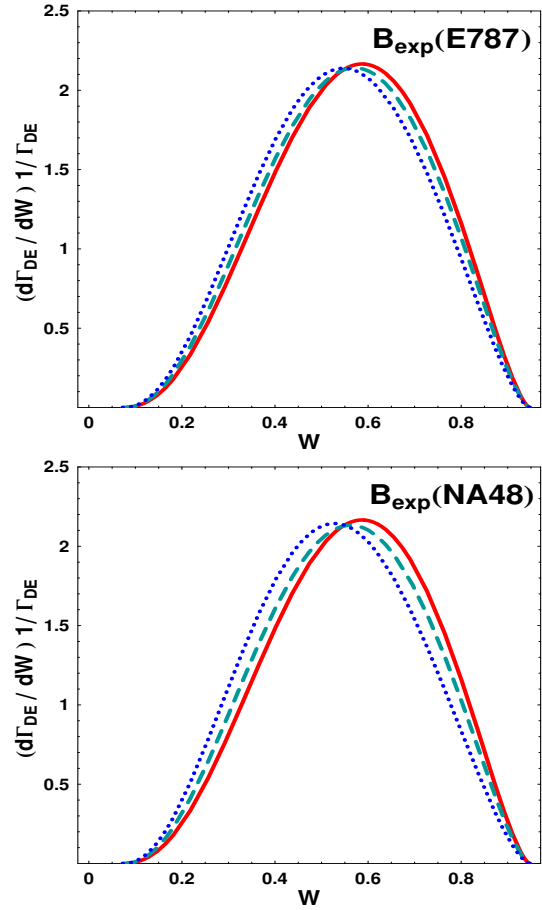


FIG. 5: Normalized W -spectra ($T_c^* \in [0, 80]$ MeV) for the DE magnetic amplitude. The upper and lower figures correspond to the E787 branching ratio [17] in (21) (the central solid line of FIG. 2) and to the NA48/2 branching ratio in TAB. 4 (the lower solid line of FIG. 2) respectively. The solid curves corresponds to a **constant** amplitude, while the **dashed** and **dotted** curves correspond to form factors with $\eta_V = 0.5$ and $\eta_V = 1.5$ respectively.

W-spectra :

$$\Delta = \frac{1}{\mathcal{N}_{ff}} \frac{d\Gamma(0, M_+(z_i))}{dW} - \frac{1}{\mathcal{N}_{const.}} \frac{d\Gamma(0, M_+^{const.})}{dW} \quad (23)$$

where the first distribution is generated by the form factor structure in eq. (17) and the second one by constant magnetic term. We study this difference in FIG.6 for DE amplitudes corresponding to form factors with $\eta_V = 0.5$ (dashed line) and $\eta_V = 1.5$ (dotted line). \mathcal{N}_{ff} and $\mathcal{N}_{const.}$ are the normalization factors for W-spectra, corresponding to the form factor and constant magnetic term respectively.

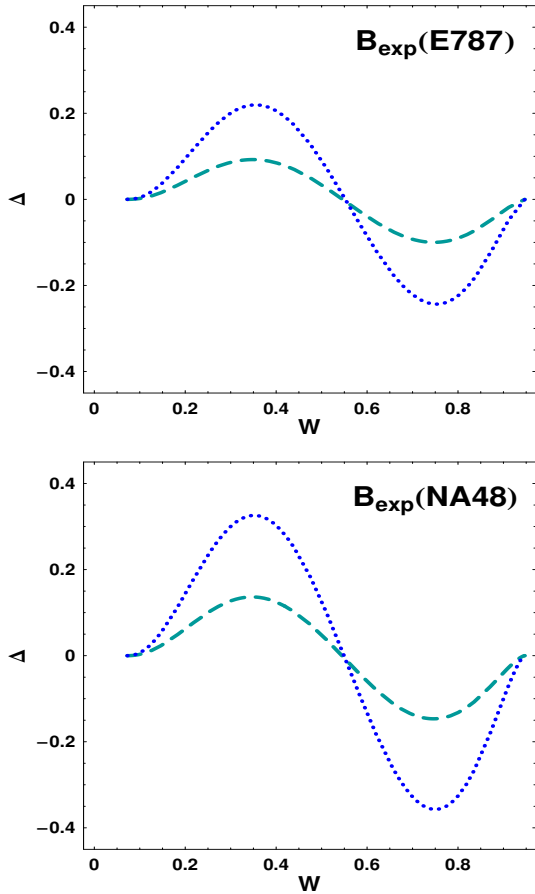


FIG. 6: Plots for the quantity Δ in eq. (23), obtained by subtracting the normalized W -spectrum of constant DE amplitude from the normalized W -spectra of DE amplitude corresponding to form factors with $\eta_V = 0.5$ (dashed line) and $\eta_V = 1.5$ (dotted line); upper and lower plots refer to E787 branching ratio [17] in (21) (the central solid line of FIG. 2) and to the NA48/2 branching ratio in TAB. 4 respectively (the lower solid line of FIG. 2). T_c^* -range is $[0, 80]$ MeV.

An interference term would appear as a line start-

ing from the origin and going to negative values for negative interference. It is clear that there is a correlation between the measurement of the interference and direct emission with form factor. We can see from FIG.6 that this depends also on the size of the branching ratio: the effect is $\leq 20\%$ for the E787 branching ratio in (21) and even 30% for the NA48/2 branching ratio in TAB. 4 and for the extreme value of the VMD parameter, $\eta_V = 1.5$ (dotted line). However we can exclude that the form factor can completely account for the interference effect.

V. CONCLUSIONS

VMD has played a very crucial role for our understandings of chiral dynamics and predictive power in the strong sector; we expect a similar success in the weak sector, however the path is apparently more complicated. The magnetic contribution to $K_L \rightarrow \pi^+\pi^-\gamma$ decays is one of the few examples in the weak sector where there is phenomenological evidence of VMD. This is particularly interesting for the interplay with CP violating amplitudes and possible New Physics searches. Furthermore, the precision level of CPT tests is such that even $A(K_L \rightarrow \pi^+\pi^-\gamma)_{DE}$ has to be known with good accuracy [25].

We have studied in this paper the correlated channel $K^+ \rightarrow \pi^+\pi^0\gamma$, in connection with the upcoming NA48/2 results. We have analyzed in Section II a set of kinematical variables, Christ's variables, used also by NA48/2.

We have numerically analyzed how to find experimental evidence of VMD in this channel; compared to previous literature [15] we have paid particular attention to the dependence of the parameter η_V and A^+ , entering in this study, on the measured $B(K^+ \rightarrow \pi^+\pi^0\gamma)$ (see FIG. 2). After this analysis we have concentrated on the dependence of the spectra on VMD see FIGS. 3-5.

We have explored also the possible dependence of the observed interference effect, due to electric transitions, on the presence of a form factor in magnetic transitions. Since electric transitions are important from a chiral dynamics point of view this question is relevant: we have found that *i*) there is a correlation between the size of the branching ratio and the shape of the spectra and *ii*) for an accurate determination of the interference contribution the size of the form factor is relevant.

ACKNOWLEDGEMENTS

This work has been supported in part by the European Commission (EC) RTN FLAVIANet under Contract No. MRTN-CT-2006-035482 and by

the Italian Ministry of Education and Research (MIUR), project 2005-023102. We thank Gino Isidori, Donald Cundy, Mauro Raggi and Marco Sozzi for continuous discussions and help.

-
- [1] G. D'Ambrosio and G. Isidori, Int. J. Mod. Phys. A **13**, 1 (1998). [arXiv:hep-ph/9611284].
 - [2] S. Peris, M. Perrottet, and E. de Rafael, JHEP **9805**, 011 (1998); M. Knecht, S. Peris, and E. de Rafael, Phys. Lett. B **443**, 255 (1998); Phys. Lett. B **457**, 227 (1999); Nucl. Phys. Proc. Suppl. **86**, 279 (2000).
 - [3] G. Buchalla, A. J. Buras, and M. E. Lautenbacher, Rev. Mod. Phys. **68**, 1125 (1996).
 - [4] G. Ecker, H. Neufeld, A. Pich, Nucl. Phys. **B314**, 321 (1994).
 - [5] G. D'Ambrosio and J. Portoles, Nucl. Phys. B **533** (1998) 523 [arXiv:hep-ph/9711210].
 - [6] A. R. Barker and S. H. Kettell, Ann. Rev. Nucl. Part. Sci. **50** (2000) 249 [arXiv:hep-ex/0009024].
 - [7] C. O. Dib and R. D. Peccei, Phys. Lett. B **249**, 325 (1990); Riazuddin, N. Paver and F. Simeoni, Phys. Lett. B **316**, 397 (1993) [arXiv:hep-ph/9308328]; G. Colangelo, G. Isidori and J. Portoles, Phys. Lett. B **470**, 134 (1999) [arXiv:hep-ph/9908415]; J. Tandean and G. Valencia, Phys. Rev. D **62**, 116007 (2000) [arXiv:hep-ph/0008238].
 - [8] G. D'Ambrosio, M. Miragliuolo and P. Santorelli, LNF-92-066-P In **Maiani, L. (ed.) et al.: The DAPHNE physics handbook, vol. 1** 231-279
 - [9] A. Alavi-Harati *et al.* [The KTeV Collaboration], Phys. Rev. Lett. **86** (2001) 761 [arXiv:hep-ex/0008045]. E. Abouzaid *et al.* [KTeV Collaboration], Phys. Rev. D **74** (2006) 032004 [Erratum-ibid. D **74** (2006) 039905].
 - [10] W.-M. Yao *et al.*, J. Phys. G **33**, 1 (2006)
 - [11] NA48/2 Coll., http://na48.web.cern.ch/NA48/NA48-2/NA48_2.html
 - [12] M. Raggi and D. Cundy: private communications; M. Raggi, talk at BEACH 2006, <http://www.hep.lancs.ac.uk/Beach2006/>
 - [13] G. Ecker, J. Kambor, and D. Wyler, Nucl. Phys. **B394**, 101 (1993).
 - [14] G. D'Ambrosio and J. Portoles, Nucl. Phys. B **533** (1998) 494 [hep-ph/9711211].
 - [15] G. D'Ambrosio and D. N. Gao, JHEP **0010**, 043 (2000) [arXiv:hep-ph/0010122].
 - [16] N. Christ, Phys. Rev. **159** (1967) 1292.
 - [17] S. C. Adler *et al.* [E787 Collaboration], Phys. Rev. Lett. **85**, 4856 (2000) [arXiv:hep-ex/0007021].
 - [18] M. A. Aliev *et al.* [KEK-E470 Collaboration], Phys. Lett. B **554**, 7 (2003) [arXiv:hep-ex/0212048]. V. A. Uvarov *et al.*, Phys. Atom. Nucl. **69**, 26 (2006) [arXiv:hep-ex/0410049]. M. A. Aliev *et al.* [KEK-E470 Collaboration], Eur. Phys. J. C **46**, 61 (2006) [arXiv:hep-ex/0511060].
 - [19] G. D'Ambrosio and G. Isidori, Z. Phys. **C65**, 649 (1995); [arXiv:hep-ph/9408219].
 - [20] G. D'Ambrosio, G. Ecker, G. Isidori, and H. Neufeld, *Radiative non-leptonic kaon decays*, in The Second DAΦNE physics Handbook, ed. L. Maiani, G. Pancheri and N. Paver, LNF (1995) p. 265. arXiv:hep-ph/9411439.
 - [21] G. D'Ambrosio, M. Miragliuolo, and F. Sannino, Z. Phys. **C59**, 451 (1993).
 - [22] H. Taureg *et al.*, Phys. Lett. B **65** (1976) 92.
 - [23] A. Lai *et al.* [NA48 Collaboration], Eur. Phys. J. C **30** (2003) 33.
 - [24] E. Abouzaid *et al.* [KTeV Collaboration], Phys. Rev. Lett. **96** (2006) 101801 [arXiv:hep-ex/0508010].
 - [25] F. Ambrosino *et al.* [KLOE Collaboration], JHEP **0612**, 011 (2006) [arXiv:hep-ex/0610034].