

Neutral kaon mixing from 2+1 flavor domain wall QCD

D. J. Antonio^a, P. A. Boyle^a, T. Blum^{h,b}, N. H. Christ^c, S. D. Cohen^c, C. Dawson^b,
T. Izubuchi^{b,f}, R. D. Kenway^a, C. Jung^d, S. Li^c, M. F. Lin^c, R. D. Mawhinney^c, J. Noaki^{g,i},
S. Ohta^{ib,k}, B. J. Pendleton^a, E. E. Scholz^d, A. Soni^d, R. J. Tweedie^a, A. Yamaguchi^e

^a*SUPA, School of Physics, The University of Edinburgh, Edinburgh EH9 3JZ, UK*

^b*RIKEN-BNL Research Center, Brookhaven National Laboratory, Upton, NY 11973, USA*

^c*Physics Department, Columbia University, New York, NY 10027, USA*

^d*Brookhaven National Laboratory, Upton, NY 11973, USA*

^e*SUPA, Department of Physics & Astronomy, University of Glasgow, Glasgow G12 8QQ, UK*

^f*Institute for Theoretical Physics, Kanazawa University, Kanazawa 920-1192, Japan*

^g*School of Physics and Astronomy, University of Southampton, Southampton SO17 1BJ, UK*

^h*Physics Department, University of Connecticut, Storrs CT, 06269-3046, USA*

ⁱ*Institute of Particle and Nuclear Studies, KEK, Tsukuba, Ibaraki 305-0801, Japan*

^k*Physics Department, SOKENDAI, Tsukuba, Ibaraki 305-0801, Japan*

We present results for neutral kaon mixing at a fixed lattice spacing $a^{-1} = 1.62(4)$ GeV using 2+1 flavors of domain wall fermions on a $16^3 \times 32$ volume and length 16 in the fifth dimension, using QCDOC computers. The main result of this paper is $B_K^{\text{MS}}(2 \text{ GeV}) = 0.557(12)(16)$ for our fixed lattice spacing and volume and where the first error is statistical and the second systematic. We estimate that the physical $B_K^{\text{MS}}(2 \text{ GeV}) = 0.557(12)(29)$.

The Cabibbo-Kobayashi-Maskawa (CKM) quark mixing matrix [1, 2] contains some of the most poorly determined and consequently most interesting fundamental constants in the Standard Model. Any violation of the unitarity constraints of this matrix would indicate physics beyond the Standard Model. These constraints are most commonly discussed in the context of the ρ - η plane of the Wolfenstein parametrization [3], where experimental measurements are combined with theoretical input to produce Standard-Model-allowed bands.

This paper relates to the constraint obtained from ϵ_K , a measure of indirect CP violation in neutral kaons. The operator product expansion relates ϵ_K to the QCD matrix element of a four quark operator $\mathcal{O}_{VV+AA} = (\bar{s}\gamma_\mu d)(\bar{s}\gamma_\mu d) + (\bar{s}\gamma_5\gamma_\mu d)(\bar{s}\gamma_5\gamma_\mu d)$ between kaon states via a well known perturbative expression [4] involving CKM matrix elements. The QCD matrix element is parametrized via the renormalization group invariant (RGI) kaon B -parameter \hat{B}_K

$$\hat{B}_K = \frac{\langle K^0 | \hat{\mathcal{O}}_{VV+AA} | \bar{K}^0 \rangle}{\frac{8}{3} f_K^2 M_K^2}. \quad (1)$$

While lattice QCD offers the only first principles determination of B_K , these calculations have suffered varying degrees of theoretical uncertainty. We address this by using the domain wall fermion formulation with 2+1 dynamical flavors. This gives both on- and off-shell $O(a)$ improvement and exponentially suppressed chiral symmetry breaking, measured by a (small) additive “residual mass” renormalization m_{res} . This allows us to renormalize \mathcal{O}_{VV+AA} multiplicatively via a non-perturbative matching [5, 6, 7]. Thus we simultaneously avoid the

complexity of lattice operator mixing, eliminate errors from poorly convergent lattice perturbation theory and include the correct light flavor content.

Alternative lattice approaches to B_K must treat either a chirality or taste mixing matrix and result in larger errors. For example, for Wilson fermions the chirality mixing matrix is determined using non-perturbative off-shell renormalization, and large cancellations can leave the result imprecise. While staggered fermion simulations successfully treat simpler quantities, a large taste mixing makes B_K calculations challenging, and current calculations have a 10–20% error for this reason [8, 9].

SIMULATION

Our calculation is performed with a fixed lattice spacing and volume; nevertheless, estimates of the systematic error due to finite lattice spacing and finite volume will be given. We use three ensembles of $16^3 \times 32$ gauge configurations, using the Iwasaki gauge action [10] with $\beta = 2.13$ and the domain wall fermion quark action with a fifth dimension of size 16. Each ensemble used the same dynamical strange quark mass $m_s^{\text{sea}} = 0.04$ in dimensionless lattice units, and each included two degenerate flavors of mass $m_l^{\text{sea}} \in \{0.01, 0.02, 0.03\}$. The ensembles, described in [11], were generated using the RHMC algorithm [12, 13] for 4000 trajectories with trajectory length $\tau = 1$, of which we omit 1000 trajectories for thermalization. We perform measurements on 150 configurations separated by 20 trajectories for each ensemble, calculating matrix elements of all possi-

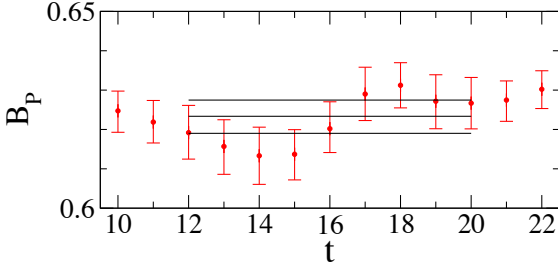


FIG. 1: Typical plateau for the lattice B -parameter for the pseudoscalar state made up from quarks of mass $m_x^{\text{val}} = 0.01$, $m_y^{\text{val}} = 0.04$, on the $m_l^{\text{sea}} = 0.01$, $m_s^{\text{sea}} = 0.04$ ensemble. χ^2/dof ranges from below 1.0 to as high as 2.0 for our fits.

ble pseudoscalar states composed of valence quark masses $m^{\text{val}} \in \{0.01, 0.02, 0.03, 0.04, 0.05\}$. We binned the data using up to 80 trajectories per bin prior to statistical analysis to ensure correct error estimation in the presence of correlations greater than our sampling frequency.

We use an established method [6, 14, 15, 16] for evaluating the QCD matrix elements. Zero-momentum kaon states are created and annihilated using Coulomb-gauge-fixed wall sources at times 5 and 27 respectively, with \mathcal{O}_{VV+AA} inserted at each intervening point. Use of a combination of periodic and anti-periodic boundary conditions in time removes unwanted propagation around the boundary, resulting in a good plateau for the ratio of matrix elements

$$B_K^{\text{lat}} = \frac{\langle K^0(t_1) | \mathcal{O}_{VV+AA}(t) | \bar{K}^0(t_2) \rangle}{\frac{8}{3} \langle K^0(t_1) | A_0(t) \rangle \langle A_0(t) | \bar{K}^0(t_2) \rangle}. \quad (2)$$

A sample fit is displayed in Figure 1, where we use the fit range 12–20. For each ensemble the pseudoscalar mass, M_P , decay constant, f_P , and B -parameter, B_P , are functions of $(m_x^{\text{val}}, m_y^{\text{val}})$. We tabulate the 45 $(m_x^{\text{val}} \leq m_y^{\text{val}})$ values for B_P and M_P in Table I.

We obtained the pseudoscalar decay constant using $Z_A \langle P | A_0 | 0 \rangle = -i M_P f_P$, and the axial current renormalization constant was found to be $Z_A = 0.7162(2)$ [11]. Since the action and operators are $\mathcal{O}(a)$ improved, in principle we could fit our data to the continuum partially quenched next-to-leading-order (NLO) chiral forms [17, 18, 19], after including a residual mass term $m_{\text{res}} = 0.00308(4)$ [11]. However, we find that the partially quenched chiral fit form of [18] does not fit our decay constant data within our mass range. We instead fit to a linear form for f_P to obtain the decay constant in the chiral limit and to M_P^2 to obtain the slope, and use these as input to the chiral fit for B_K .

We use the kaon and pion masses and the lattice spacing as input to determine the physical bare quark masses to be $m_s^{\text{input}} = 0.0359(21)$ ($m_s + m_{\text{res}} = 0.0390(21)$) and $m_l^{\text{input}} = -0.00146(8)$ ($m_l + m_{\text{res}} = 0.00162(8)$). The dynamical strange quark mass was thus tuned pre-simulation to within 10% of its physical value. NLO par-

m^{val}	$m_l^{\text{sea}} = 0.01$		$m_l^{\text{sea}} = 0.02$		$m_l^{\text{sea}} = 0.03$	
	B_P	M_P	B_P	M_P	B_P	M_P
1,1	0.546(8)	0.247(3)	0.539(8)	0.250(3)	0.527(7)	0.251(3)
1,2	0.577(6)	0.290(3)	0.569(6)	0.292(3)	0.556(6)	0.289(3)
2,2	0.598(5)	0.323(3)	0.589(5)	0.325(3)	0.580(5)	0.325(3)
1,3	0.600(6)	0.325(3)	0.594(6)	0.327(3)	0.579(5)	0.324(3)
2,3	0.617(4)	0.357(3)	0.609(5)	0.358(3)	0.600(4)	0.355(3)
3,3	0.633(4)	0.385(3)	0.626(4)	0.386(3)	0.618(3)	0.387(3)
1,4	0.620(5)	0.356(3)	0.616(6)	0.359(3)	0.599(5)	0.356(3)
2,4	0.633(4)	0.387(3)	0.627(4)	0.388(3)	0.618(4)	0.385(3)
3,4	0.647(4)	0.414(3)	0.641(4)	0.415(3)	0.634(3)	0.412(3)
4,4	0.659(3)	0.438(3)	0.655(3)	0.440(3)	0.648(3)	0.442(3)
1,5	0.636(5)	0.387(3)	0.634(6)	0.388(3)	0.616(4)	0.386(3)
2,5	0.648(4)	0.414(3)	0.643(4)	0.415(3)	0.634(3)	0.413(3)
3,5	0.660(3)	0.440(3)	0.655(3)	0.441(2)	0.648(3)	0.438(3)
4,5	0.671(3)	0.465(3)	0.667(3)	0.466(2)	0.661(3)	0.463(3)
5,5	0.682(3)	0.489(3)	0.679(3)	0.490(2)	0.673(3)	0.488(2)

TABLE I: Bare pseudoscalar B -parameter B_P , and mass M_P , results. Fit range is 12–20 for the B -parameter and 15–27 for the mass. In the first column 1,2 denotes a meson composed of valence quarks with lattice masses $(m_x^{\text{val}}, m_y^{\text{val}}) = (0.01, 0.02)$.

tially quenched chiral perturbation theory allows us to extrapolate to the correct dynamical strange mass.

We fit our B -parameter data to the continuum NLO partially quenched chiral form of Sharpe and Van de Water [19], Figure 2. We find inclusion of the higher masses leads to a poor fit, so we apply a cut in mean bare valence mass $\frac{1}{2}(m_x^{\text{val}} + m_y^{\text{val}}) \leq 0.03$. Together with our failure to fit decay constants, this suggests that much of our data is outside the range of NLO chiral perturbation theory. Thus it is likely that the NLO fit merely represents a smooth interpolating function that phenomenologically describes our data. We do not quote the low-energy fit constants extracted, as they may be contaminated by higher order terms, and find $B_K^{\text{lat}} = 0.606(9)$. Some of our fits for B_P (c.f. fig 1) obtained $\chi^2/\text{dof} \simeq 2.0$, while the errors on masses required a scale factor of 1.5 to absorb discrepancies[11]. Taking our worst χ^2/dof , we apply a PDG scale factor of $\sqrt{\chi^2/\text{dof}} = \sqrt{2}$ to quote $B_K^{\text{lat}} = 0.606(13)$.

We can perform a check of a number of systematics associated with this chiral fit as follows. Using a linear extrapolation of the purely unitary data points gives a B -parameter for the (unphysical) simulated $(m_l^{\text{input}}, 0.04)$ kaon of $B_P^{\text{sim}} = 0.615(6)$. The NLO fit yields $B_P^{\text{sim}} = 0.616(8)$ for this unphysical point, showing that naïve linear extrapolation and our sophisticated NLO fit agree. This check also suggests that using the NLO fit to extrapolate from our simulated dynamical strange mass to the physical strange mass is a small correction.

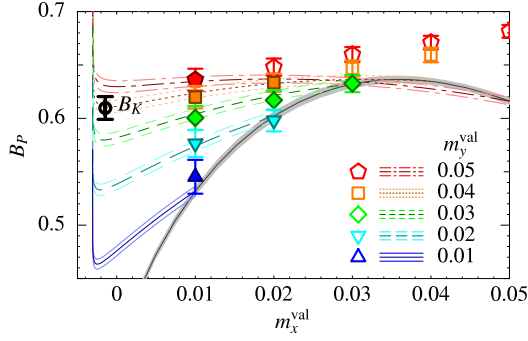


FIG. 2: NLO chiral fit to the lattice bag parameter for the $m_l^{\text{sea}} = 0.01$ dataset. We display the NLO fit function for $B_P(m_x^{\text{val}}, m_y^{\text{val}})$ at fixed $m_y^{\text{val}} \in \{0.01, 0.02, 0.03, 0.04, 0.05\}$ as identified in the legend. The parabolic-shaped line represents $m_x^{\text{val}} = m_y^{\text{val}}$. We display only a single ensemble slice of a simultaneous fit to all three ensembles. The data points surviving the mass cut use filled symbols, and $\chi^2/\text{dof} = 0.85$.

NON-PERTURBATIVE RENORMALIZATION

We have previously demonstrated [14, 20, 21] that the wrong-chirality mixings in our simulation are sufficiently suppressed that we may ignore them. Thus we consider only multiplicative renormalization of \mathcal{O}_{VV+AA} , and use the RI-mom non-perturbative renormalization technique to match our lattice scheme to the $\overline{\text{MS}}$ scheme:

$$B_K^{\overline{\text{MS}}} = \frac{Z_{\mathcal{O}_{VV+AA}}^{\overline{\text{MS}}}}{(Z_A)^2} B_K^{\text{lat}} \equiv Z_{B_K}^{\overline{\text{MS}}} B_K^{\text{lat}}. \quad (3)$$

The technique performs well since domain wall fermions give off-shell improvement. We use the non-perturbative amputated four-leg and two-leg vertex functions $\Lambda_{\mathcal{O}_{VV+AA}}$, Λ_A , and Λ_V in Landau gauge. Due to the relatively low lattice cut-off we use the combination $\frac{1}{2}(\Lambda_A + \Lambda_V)$ in place of Λ_A to minimise contamination from spontaneous chiral symmetry breaking, adding the 2% difference to the systematic error.

We can either quote lattice results in RI-mom without perturbative error, or convert to other schemes using the continuum NLO result [22, 23]. We use RGI as a useful scale invariant intermediate scheme for fitting lattice data. Figure 3 shows our non-perturbative lattice data matches well onto the continuum perturbative evolution. Weak dependence is seen in the window $1.0 \leq (ap)^2 \leq 2.5$, demonstrating artefact-free perturbative behaviour of the lattice data. We obtain $Z_{B_K}^{\text{RGI}} = 1.263(10)(25)$ by extrapolating to $(ap)^2 = 0$ to remove any residual $O(a^2)$ effects. We obtain $Z_{B_K}^{\overline{\text{MS}}}(2\text{GeV}) = 0.919(7)(18)$, and $Z_{B_K}^{\text{RI}}(2\text{ GeV}) = 0.901(7)(18)$. For comparison, 1-loop lattice perturbation theory [24] gives $Z_{B_K}^{\overline{\text{MS}}}(2\text{ GeV}) = 0.957$, and the difference is likely due to slow convergence of lattice perturbation theory.

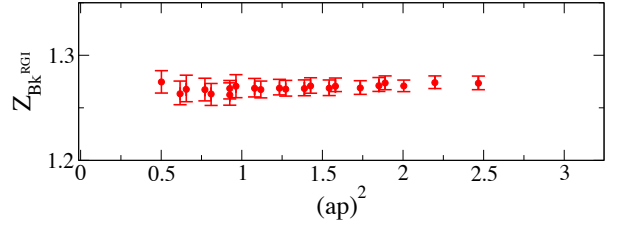


FIG. 3: RGI renormalization of \mathcal{O}_{VV+AA} as a function of lattice momentum.

Conversion to $\overline{\text{MS}}$ is a 2% effect at NLO, consistent with $O(1) \times \alpha_s/4\pi$. While the error estimate could be as low as $O(\text{few}) \times (\alpha_s/4\pi)^2$, we add in quadrature the size of the NLO correction as a perturbative systematic, giving $Z_{B_K}^{\overline{\text{MS}}}(2\text{GeV}) = 0.919(7)(26)$.

RESULTS AND CONCLUSIONS

The main result of this paper is a value for B_K obtained from 2+1 flavor DWF at $a^{-1} = 1.62(4)\text{ GeV}$ [11] on a $16^3 \times 32 \times 16$ lattice, without including any form of volume or discretisation systematic:

$$B_K^{\text{RI}}(2\text{GeV}) = 0.546(12)(11), \quad (4)$$

$$B_K^{\overline{\text{MS}}}(2\text{ GeV}) = 0.557(12)(16). \quad (5)$$

We plot our result in relation to those quenched[14, 25] and two flavor[15, 16] DWF results that could allow dependence on flavour content to be seen. We also include the 2+1 flavor staggered fermion result[8] in Figure 4.

Finite volume chiral perturbation theory [26] suggests the finite volume effects are negligible for the masses $\frac{m}{m_s} \geq 0.3$ for our simulations of a $(2\text{ fm})^3$ physical volume. CP-PACS observed a statistically marginal $\lesssim 1\%$ finite volume effect in the quenched case at similar volumes [25]. As quenched finite volume effects are likely a lower bound on those in full QCD with light quarks, we take 2% as a conservative estimate of finite volume systematic error for our results. Our simulations on a larger volume will allow lighter simulation masses and thus better control of the light quark dynamical limit; this may systematically shift our results as the various NLO fits to the mass dependencies become better controlled.

We make use of the quenched data to estimate likely discretisation effects; taking central values for the Iwasaki + DWF lattice action from the perturbatively renormalized quenched results of CP-PACS [25] suggests a (poorly determined) scaling violation of size 3.5% at our coarser lattice spacing. The difference in the cut-off effects for 2+1 flavors arises first at $\alpha_s^2(a^{-1})$, and we assume these effects will not substantially differ in magnitude for our simulation. We choose a conservative 4% systematic error for $O(a^2)$ effects in our 2+1 flavor result.

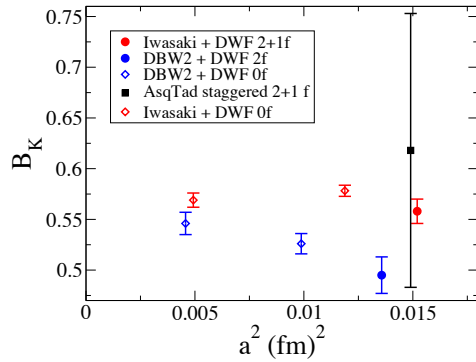


FIG. 4: We compare our 2+1 flavor results with results for B_K using DWF that allow comparison of quenched and dynamical. The CP-PACS data points have a statistical error only. The error of the 2+1 flavor staggered result was mainly from lattice perturbation theory [8].

Thus we take our central value, which removes all quenching systematics, and add the 2% error from finite volume, and 4% error from scaling in quadrature and the systematic error on the renormalization:

$$B_K^{\text{RI}}(2\text{GeV}) = 0.546(12)(27), \quad (6)$$

$$B_K^{\overline{\text{MS}}}(2\text{ GeV}) = 0.557(12)(29), \quad (7)$$

$$\hat{B}_K = 0.765(17)(40), \quad (8)$$

where the first error is statistical and the second is the estimated systematic. A recent review, including all lattice data then available, quoted a continuum limit value of $B_K^{\overline{\text{MS}}}(2\text{GeV}) = 0.58(3)(6)$ [27]. Our result is consistent with this and reduces both types of error substantially, yielding an improved ϵ_K band for the unitarity triangle. This improvement arises because, using QCDOC computers, we have for the first time combined the correct dynamical flavor content with a lattice formulation with good chiral symmetry, $O(a)$ improvement, control over operator mixing and non-perturbative renormalization.

We emphasize that the estimates of scaling and finite volume systematic errors above are based on existing quenched data. The RBC and UKQCD collaborations are currently doing simulations with a larger volume at this lattice spacing and at a smaller lattice spacing, which will give us quantitative control over these systematics and reduced systematic error. A NNLO calculation for the relevant perturbative expressions is required to convert lattice results to $\overline{\text{MS}}$ with better precision.

ACKNOWLEDGEMENTS

We thank Dong Chen, Mike Clark, Calin Cristian, Zhi-hua Dong, Alan Gara, Andrew Jackson, Changhoan Kim, Ludmila Levkova, Xiaodong Liao, Guofeng Liu, Konstantin Petrov and Tilo Wettig for developing with us

the QCDOC machine and its software. This development and the computers used in this calculation were funded by the U.S. DOE grant DE-FG02-92ER40699, PPARC JIF grant PPA/J/S/1998/00756 and by RIKEN. This work was supported by DOE grant DE-FG02-92ER40699 and PPARC grants PPA/G/O/2002/00465 and PP/D000238/1. We thank the University of Edinburgh, PPARC, RIKEN, BNL and the U.S. DOE for providing these facilities. C.J., E.S., T.B. and A.S. were supported by the U.S. Dept. of Energy under contracts DE-AC02-98CH10886, and DE-FG02-92ER40716. J.N. was partially supported by the Japan Society for the Promotion of Science. We thank Chris Sachrajda, and Steve Sharpe for useful discussions.

-
- [1] N. Cabibbo, Phys. Rev. Lett. **10**, 531 (1963).
 - [2] M. Kobayashi and T. Maskawa, Prog. Theor. Phys. **49**, 652 (1973).
 - [3] L. Wolfenstein, Phys. Rev. Lett. **51**, 1945 (1983).
 - [4] A. J. Buras (1998), hep-ph/9806471.
 - [5] G. Martinelli, C. Pittori, C. T. Sachrajda, M. Testa, and A. Vladikas, Nucl. Phys. **B445**, 81 (1995).
 - [6] T. Blum *et al.* (RBC), Phys. Rev. **D68**, 114506 (2003).
 - [7] T. Blum *et al.*, Phys. Rev. **D66**, 014504 (2002).
 - [8] E. Gamiz *et al.* (HPQCD), Phys. Rev. **D73**, 114502 (2006).
 - [9] J. Kim, T. Bae, W. Lee, and S. R. Sharpe (2006), hep-lat/0610057.
 - [10] Y. Iwasaki and T. Yoshie, Phys. Lett. **B143**, 449 (1984).
 - [11] C. Allton *et al.* (2007), hep-lat/0701013.
 - [12] M. A. Clark (2006), hep-lat/0610048.
 - [13] M. A. Clark and A. D. Kennedy (2006), hep-lat/0608015.
 - [14] Y. Aoki *et al.*, Phys. Rev. **D73**, 094507 (2006).
 - [15] C. Dawson (RBC), Nucl. Phys. Proc. Suppl. **140**, 356 (2005).
 - [16] Y. Aoki *et al.*, Phys. Rev. **D72**, 114505 (2005).
 - [17] C. Aubin and C. Bernard, Phys. Rev. **D68**, 074011 (2003).
 - [18] C. Aubin and C. Bernard, Phys. Rev. **D68**, 034014 (2003).
 - [19] R. S. Van de Water and S. R. Sharpe, Phys. Rev. **D73**, 014003 (2006).
 - [20] C. Allton *et al.* (RBC and UKQCD), PoS **LAT2006(096)** (2006).
 - [21] N. Christ (RBC and UKQCD), PoS **LAT2005**, 345 (2006).
 - [22] S. Herrlich and U. Nierste, Nucl. Phys. **B476**, 27 (1996), hep-ph/9604330.
 - [23] M. Ciuchini *et al.*, Nucl. Phys. **B523**, 501 (1998).
 - [24] S. Aoki, T. Izubuchi, Y. Kuramashi, and Y. Taniguchi, Phys. Rev. **D67**, 094502 (2003).
 - [25] A. Ali Khan *et al.* (CP-PACS), Phys. Rev. **D64**, 114506 (2001).
 - [26] D. Becirevic and G. Villadoro, Phys. Rev. **D69**, 054010 (2004).
 - [27] C. Dawson, PoS **LAT2005**, 007 (2006).