

Chromomagnetic Dipole Moment of the Top Quark Revisited

R. Martínez(1), M.A. Pérez(2) and N. Poveda(1,3)*

(1) *Departamento de Física,*

Universidad Nacional de Colombia

Bogotá, Colombia

(2) *Departamento de Física,*

Cinvestav - IPN,

Av. IPN No. 2508, México

(3) *Departamento de Física,*

Universidad Pedagógica y Tecnológica de Colombia

Tunja, Colombia

(Dated:)

Abstract

We study the complete one-loop contributions to the chromagnetic dipole moment $\Delta\kappa$ of the top quark in the Standard Model, two Higgs doublet models, topcolor assisted technicolor models (TC2), 331 models and extended models with a single extra dimension. We find that the SM predicts $\Delta\kappa = -0.056$ and that the predictions of the other models are also consistent with the constraints imposed on $\Delta\kappa$ by low-energy precision measurements.

*remartinezm@unal.edu.co, mperez@fis.cinvestav.mx,

I. INTRODUCTION

The fact that the top quark mass $\sim 172\text{GeV}$ [1] is of the same order of magnitude then the electroweak symmetry breaking (EWSB) scale $\nu = (\sqrt{2}G_F)^{-1/2} = 246\text{ GeV}$ suggests that the top quark may be more sensitive to new physics effects than the remaining lighter fermions. With the advent of the CERN Large Hadron Collider (LHC), 80 millions top-quark pairs will be produced per year [2]. This number will increase by one order of magnitude with the high luminosity option. Therefore, the properties of the top quark will be examined with significant precision at the LHC. In particular, the interest in non-standard ttg couplings arised some time ago when it was realized that the presence of non-Standard-Model couplings could lead to significant modifications in the total and differential cross sections of top-pair production at hadron colliders [3, 4]. If the source of this new physics is at the TeV scale, it has been pointed out [3] that the leading effect may be parametrized by a chromomagnetic dipole moment (CMDM) of the top quark since this is the lowest dimension CP-conserving operator arising from an effective Lagrangian contributing to the gluon-top-quark coupling. Cross section measurements at the Tevatron are expected to constrain the CMDM of the top quark to $|\Delta\kappa| \leq 0.15 - 0.20$ [5]. Since the influence of $\Delta\kappa$ grows rapidly with the increasing center of mass energy, this bound will be improved by one order of magnitude at the LHC with a luminosity of $100fb^{-1}$ [6]. On the other hand, it has been pointed out [7] that the CLEO data on $b \rightarrow s\gamma$ gives already a constraint as strong as that expected at the LHC, $-0.03 \leq \Delta\kappa \leq 0.01$. Low-energy precision measurements have produced similar constraints for the non-standard top-quark couplings tbW, ttZ, tcV, tcH , with $V = \gamma, g, Z$ [8, 9]. It is interesting to notice that the CP violating chromoelectric dipole moment of the top quark, which is much further suppressed than the CMDM, has not been constrained yet by low-energy precision measurements [10].

In the Standard Model (SM) [11], $\Delta\kappa$ arises at the one-loop level and it is of order 10^{-2} for a light Higgs boson mass [7]. A large value for $\Delta\kappa$ arises naturally in dynamical electroweak-symmetric breaking models such as technicolor or topcolor [3]. In two Higgs doublet models (THDM) and for QCD-SUSY corrections, previous studies have found that $\Delta\kappa$ could be as large as 10^{-1} [7]. The search for $\Delta\kappa$ effects induced in the LHC/ILC accelerators constitute then a window to look for physics beyond the SM.

Motivated by the fact that there is no detailed study in the literature of the top-quark

CMDM $\Delta\kappa$, in the present paper we make a critical reanalysis of the one-loop contributions to $\Delta\kappa$ in the SM, the two-Higgs doublet model (THDM-II), topcolor assisted technicolor (TC2) models, as well as in the so called 331 models and in the framework of a universal extra dimension with the SM fields propagating in the bulk. We have found that the predictions of all these models are consistent with the constraints obtained from low-energy precision measurements [7].

The paper is organized as follows. In Section II we present the general framework required in each model in order to compute the respective one-loop contributions to the top-quark CMDM. In this paper we put together the results obtained for the top-quark CMDM in each one of the models addressed in this paper. The concluding remarks are included in section III and in the Appendix we present the analytical expressions obtained in our calculation for the one-loop Feynman diagrams contributing to the CMDM.

II. FRAMEWORK

In this section, we present the basic elements of the models in which we have computed the top-quark CMDM.

A. Standard Model

In the SM [11] the top-quark CMDM arises from loops containing the electroweak bosons W^\pm, Z, h^0 with their respective would-be Goldstone bosons G_W^\pm and G_Z , or just gluons [7]. Figures 1 and 2 show the generic diagrams for the electroweak contributions to the CMDM. In Table I we include the respective Feynman rules used to compute these contributions. The diagrams shown in Figs. 1b and 2b induce the QCD contribution to the CMDM of the top quark.

The contributions obtained for each SM QCD and electroweak one-loop diagrams for the

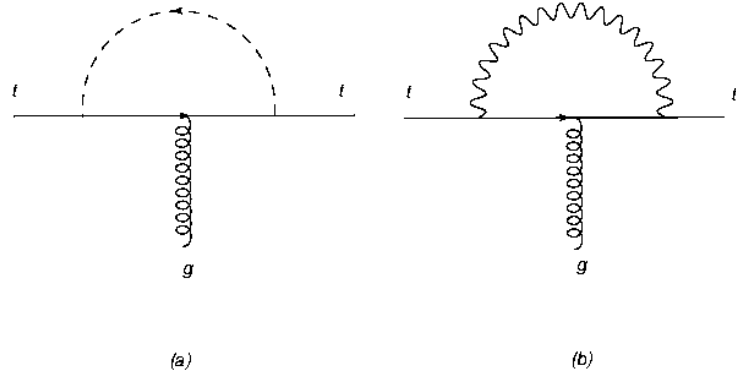


FIG. 1: Feynman diagrams that contribute to the CMDM

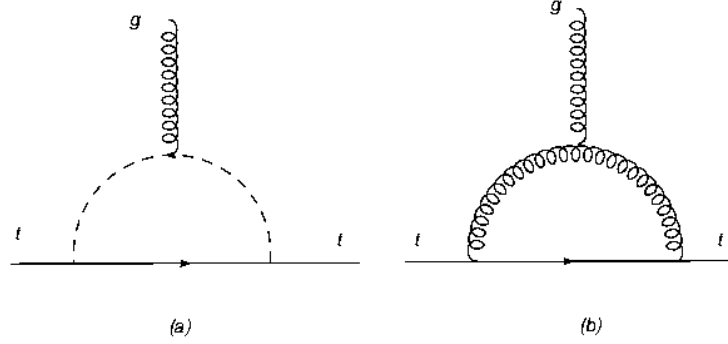


FIG. 2: Feynman diagrams for the QCD contributions to the CMDM

	A	B	A'	B'
$tt h^0$	$-i \frac{gmt}{2M_W}$	$-i \frac{gmt}{2M_W}$	$-i \frac{gmt}{2M_W}$	$-i \frac{gmt}{2M_W}$
$tt G_Z$	$\frac{gmt}{2M_W}$	$-\frac{gmt}{2M_W}$	$\frac{gmt}{2M_W}$	$-\frac{gmt}{2M_W}$
$tt G_W$	0	$i \frac{gmt}{2M_W}$	$i \frac{gmt}{2M_W}$	0
$tb W_\mu$	$-i \frac{g}{\sqrt{2}}$	0	$-i \frac{g}{\sqrt{2}}$	0
$tt Z_\mu$	$-i \frac{g}{c_W} (\frac{1}{2} - \frac{2}{3} s_W^2)$	$i \frac{g}{c_W} \frac{2}{3} s_W^2$	$-i \frac{g}{c_W} (\frac{1}{2} - \frac{2}{3} s_W^2)$	$i \frac{g}{c_W} \frac{2}{3} s_W^2$

TABLE I: Feynman rules for the SM contributions to the CMDMT

CMDM are given by

$$\begin{aligned}
\Delta\kappa_{(\mu)}^{QCD} &= -6.4 \times 10^{-2} \\
\Delta\kappa_{(s)}^{h^0} &= 8.7 \times 10^{-3} \quad , \quad m_h = 120 GeV \\
\Delta\kappa_{(s)}^{G_Z} &= -5.1 \times 10^{-3} \\
\Delta\kappa_{(s)}^{G_W} &= -5.2 \times 10^{-3} \\
\Delta\kappa_{(\mu)}^W &= 9.9 \times 10^{-3} \\
\Delta\kappa_{(\mu)}^Z &= -7.5 \times 10^{-4}
\end{aligned} \tag{1}$$

where the subindices (μ) or (s) mean that the internal boson line in the one loop diagram corresponds to gauge or scalar bosons, respectively. Taking the sum of only the electroweak contributions, we get

$$\Delta\kappa^{EW} = 7.5 \times 10^{-3} \tag{2}$$

which is about 12% of the QCD contribution but with opposite sign. The SM prediction for the top-quark CMDM is thus given by

$$\Delta\kappa^{SM} = -5.6 \times 10^{-2} \tag{3}$$

	A	B	A'	B'
tth	$-i \frac{gm_t c_\theta}{2M_W s_\beta}$	$-i \frac{gm_t c_\theta}{2M_W s_\beta}$	$-i \frac{gm_t c_\theta}{2M_W s_\beta}$	$-i \frac{gm_t c_\theta}{2M_W s_\beta}$
ttA^0	$\frac{gm_t}{2M_W t_\beta}$	$-\frac{gm_t}{2M_W t_\beta}$	$\frac{gm_t}{2M_W t_\beta}$	$-\frac{gm_t}{2M_W t_\beta}$
tbH	0	$i \frac{gm_t}{\sqrt{2}M_W t_\beta}$	$i \frac{gm_t}{\sqrt{2}M_W t_\beta}$	0

TABLE II: Feynman rules for the THDM contributions to the CMDMT

B. THDM-II

The Yukawa couplings needed to compute the top-quark CMDM in the two Higgs doublet model (THDM-II) are given by the Lagrangian

$$-\mathcal{L}_Y = h_t \bar{Q}_L \tilde{\phi}_1 t_R + h_b \bar{Q}_L \phi_2 b_R + h.c. \quad (4)$$

where we have used a discrete symmetry $\phi_1 \rightarrow \phi_1 \rightarrow \phi_2 \rightarrow -\phi_2$ to avoid flavor-changing neutral couplings for the quarks at the tree level [12]. Q_L corresponds to the quark doublet for the third family. After the spontaneous symmetry breaking, with ν_1 and ν_2 the respective vacuum expectation values for the two Higgs doublets and $\tan \beta = \nu_1/\nu_2$, there are two physical charged scalar bosons H^\pm and three physical neutral scalar bosons h, H and A , and the respective would-be Goldstone bosons G_W^\pm and G_Z . The Feynman rules required to compute the top-quark CMDM in this model are depicted in Table II. We have neglected the $H^\pm tb$ coupling which is proportional to the bottom quark mass. The $\cos \theta$ is the mixing angle of the two CP-even scalar fields, h, H .

In the THDM-II, the charged Higgs boson H^+ and the neutral Higgs bosons h^0, H^0, A^0 give the following contributions to the CMDM,

$$\begin{aligned} \Delta\kappa_{(s)}^{H^+} &= 3.7 \times 10^{-3}, \quad 1.4 \times 10^{-3}, \quad 6.2 \times 10^{-4}, \\ \Delta\kappa_{(s)}^{A^0} &= -3.6 \times 10^{-3}, \quad -2.8 \times 10^{-3}, \quad -1.8 \times 10^{-3}, \\ \Delta\kappa_{(s)}^{h^0} &= 8.6 \times 10^{-3}, \\ \Delta\kappa_{(s)}^{H^0} &= 4.3 \times 10^{-3}, \end{aligned} \quad (5)$$

where we have taken $\tan \beta = 1$, $\sin \theta = 1/\sqrt{2}$ and $m_{H^+}/m_{A^0} = 250, 350, 500$ GeV. The masses for the CP-even scalar Higgs h^0, H^0 are 120, 300 GeV, respectively. We observe that

these contributions become smaller with heavier scalars, which agrees with the expectations given by the decoupling theorem. Taking into account the contribution of the H^+, H^0, A^0 fields, we get for the scalar contributions of the THDM-II to the CMDM the result

$$\Delta\kappa_{(s)}^{THDM} = 4.4 \times 10^{-3}, \quad 3.0 \times 10^{-3}, \quad 3.1 \times 10^{-3}. \quad (6)$$

Then, the THDM contribution to the CMDM is one order of magnitude smaller than the SM value.

When $\tan\beta = 10$ the predicted value for $\Delta\kappa$ due to the CP-even neutral scalar is the same order of magnitude than for $\tan\beta = 1$, but the CP-odd scalar contribution is two orders of magnitude lower, and the charged scalar Higgs is one order of magnitude lower than the value given by $\tan\beta = 1$. In this case the most important contribution is coming from the H^0 scalar field, and the $\Delta\kappa^{THDM}$ practically does not change for this value of $\tan\beta$. However, for a bigger value of this parameter $\tan\beta = 100$, the term proportional to the bottom quark mass in the tbH^+ vertex is more important than the coupling proportional to the top quark mass. The contributions coming from the CP-even Higgs fields are unchanged and the CP-even neutral scalar is very much suppressed, but the charged Higgs is increased in one order of magnitude, i.e., for $m_{H^+} = 250$ GeV the CMDM is of the order of 3×10^{-2} which is as big as the SM value but with opposite sign.

C. The 331 model

In the so-called 331 models, which are based on the $SU(3)_c \otimes SU(3)_L \otimes U(1)$ gauge group [13, 14], the cancellation of anomalies requires to have three fermion families. The number of families in these models is regulated by the values of the parameter β given in the definition of the respective electromagnetic charge [14]. We will consider the 331 model with $\beta = -\sqrt{3}$ which has a new exotic quark J_3 with electric charge $\pm 4/3$ and the bilepton gauge bosons $X^{\pm\pm}$ with masses $M_X > 850$ GeV [14]. The third family of quarks is given by

$$Q_{3L} = \begin{pmatrix} t \\ b \\ J_3 \end{pmatrix}_L \sim (3, 3, 2/3); \quad t_R \sim (3, 1, 2/3); \quad b_R \sim (3, 1, -1/3); \quad J_{3R} \sim (3, 1, 4/3); \quad (7)$$

and the electric charge is defined by

$$Q = T_{3L} - \sqrt{3}T_{8L} + X, \quad (8)$$

where T_{3L} , T_{8L} , and X are the respective generators of the groups $SU(3)_L$ and $U(1)_X$.

The Higgs sector necessary to generate the fermionic masses is given by three Higgs triplets, which after EWSB reduce to

$$\begin{aligned} \rho &= \begin{pmatrix} G_W^+ \\ \frac{iG_Z+V}{\sqrt{2}} \\ 0 \end{pmatrix} \sim (1, 3, 1) ; \quad \eta = \begin{pmatrix} \frac{-iG_Z+V}{\sqrt{2}} \\ -G_W^- \\ 0 \end{pmatrix} \sim (1, 3, 0) ; \\ \chi &= \begin{pmatrix} G_Y^- \\ G_X^{--} \\ \frac{w+iG_{Z'}}{\sqrt{2}} \end{pmatrix} \sim (1, 3, -1), \end{aligned} \quad (9)$$

where V and ω are the respective vacuum expectation values and are chosen to obey the relation $\omega \gg V$. The scalar fields G_W^\pm, G_Z, G_Y^\pm and $G_X^{\pm\pm}$ correspond to the would-be Goldstone bosons for the gauge fields W^\pm, Z, Y^\pm and $X^{\pm\pm}$, respectively.

The covariant derivative may be written in terms of the mass eigenstates in the following way:

$$\begin{aligned} D_\mu &\sim \partial_\mu + i \frac{g}{\sqrt{1-3t_W^2}} \left(\sqrt{3}t_W^2(Q - T_3) + T_8 \right) Z'_\mu \\ &+ Y_\mu^-(T_4 - iT_5) + X_\mu^{--}(T_6 - iT_7) + h.c. \end{aligned} \quad (10)$$

Finally, the 331 Yukawa Lagrangian is given by

$$- \mathcal{L}_Y = \lambda_3 \bar{Q}_{3L} J_{3R} \chi + \lambda_{ij} \bar{Q}_{iL} J_{jR} \chi^* + h.c. \quad (11)$$

where the coupling constants λ_{33} and λ_3 are given by

$$\lambda_{33} \sim \frac{g}{\sqrt{2}} \frac{m_b}{M_W} \quad , \quad \lambda_3 \sim \sqrt{2}g \frac{m_{J_3}}{M_X}. \quad (12)$$

The relevant Feynman rules necessary to compute the top-quark CMDM are given in Table III.

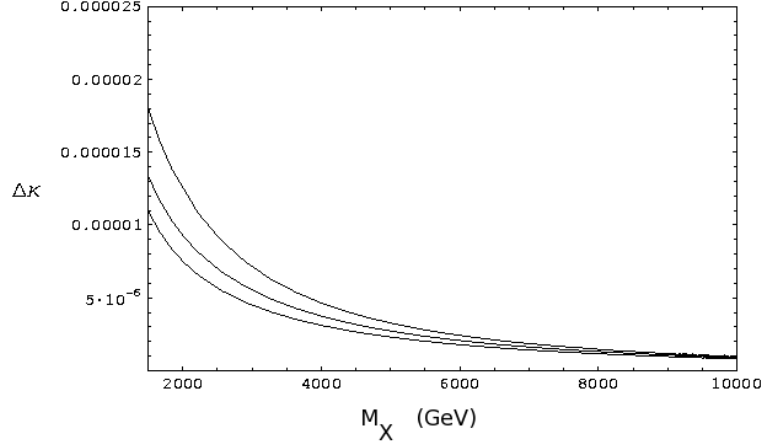


FIG. 3: CDM as a function of the bilepton gauge boson mass for three values of the J_3 : 1, 2, 3 TeV.

	A	B	A'	B'
tJ_3G_Y	$-i \frac{gm_J}{\sqrt{2}M_X}$	0	0	$-i \frac{gm_J}{\sqrt{2}M_X}$
tJ_3Y_μ	$-i \frac{g}{\sqrt{2}}$	0	$-i \frac{g}{\sqrt{2}}$	0
ttZ'_μ	$-i \frac{g(1+t_W^2)}{2\sqrt{3}\sqrt{1-3t_W^2}}$	$-i \frac{2g}{\sqrt{3}\sqrt{1-3t_W^2}}$	$-i \frac{g(1+t_W^2)}{2\sqrt{3}\sqrt{1-3t_W^2}}$	$-i \frac{2g}{\sqrt{3}\sqrt{1-3t_W^2}}$
tJ_3X	$i \frac{g}{\sqrt{2}}$	0	$i \frac{g}{\sqrt{2}}$	0

TABLE III: Feynman rules for the 331 model contributions to the CDM

In the figure 3 we show the main contribution of this model to the CDM as a function of the X gauge boson mass for three different values of the exotic quark J_3 mass, 1, 2, 3 TeV. Taking 3 TeV and 4 TeV masses for J_3 and X , respectively the CDM is of the order of 10^{-5} which is very much suppressed with respect to the SM contribution.

D. Topcolor Assisted Technicolor

Light particles of the SM can be regarded as spectators of the electroweak symmetry breaking and the massive top quark suggests that it is playing an important role in the dynamics. This implies the possibility of a new interaction which drives the EWSB and the

	A	B	A'	B'
tth_t^0	$-i\frac{(1-\epsilon)m_t}{\sqrt{2}v_w}F$	$-i\frac{(1-\epsilon)m_t}{\sqrt{2}v_w}F$	$-i\frac{(1-\epsilon)m_t}{\sqrt{2}v_w}F$	$-i\frac{(1-\epsilon)m_t}{\sqrt{2}v_w}F$
$tt\pi_t^0$	$-\frac{(1-\epsilon)m_t}{\sqrt{2}v_w}F$	$\frac{(1-\epsilon)m_t}{\sqrt{2}v_w}F$	$-\frac{(1-\epsilon)m_t}{\sqrt{2}v_w}F$	$\frac{(1-\epsilon)m_t}{\sqrt{2}v_w}F$
$tb\pi_t^+$	0	$-i\frac{(1-\epsilon)m_t}{v_w}F$	$-i\frac{(1-\epsilon)m_t}{v_w}F$	0

TABLE IV: Feynman rules for the TC2 model contributions to the CMDM, with $F = \sqrt{\frac{v_w^2}{F_t^2} - 1}$

big top mass in order to distinguish the top quark from the other fermions. This interaction can generate desviations of the top quark properties from the SM predictions.

In the topcolor scenario [15, 16, 17, 18], the EWSB mechanism arises from a new, strongly coupled gauge interaction at TeV energy scales. In the TC2 model [18], the topcolor interaction generates the top quark condensation that gives rise to the main part of the top-quark mass $(1-\varepsilon)m_t$, with the model dependent parameter ε fixed in the range $0.03 < \varepsilon < 0.1$ [17]. This model predicts three heavy top-pions (π_t^0, π_t^\pm) and one top-Higgs boson h_t^0 with large Yukawa couplings to the third generation of fermions. The respective Yukawa couplings are obtained from the Lagrangian

$$\mathcal{L} = |D_\mu \Phi|^2 - Y_t \frac{\sqrt{v_w^2 - F_t^2}}{v_w} \bar{\Psi}_L \Phi t_R - Y_t \frac{\sqrt{v_w^2 - F_t^2}}{v_w} \bar{t}_R \Phi \Psi_L - m_t \bar{t}t, \quad (13)$$

with $Y_t = (1-\varepsilon)m_t/F_t$, $\nu_\omega = \nu/\sqrt{2} \approx 174 \text{ GeV}$, and the scalar field Φ is given by

$$\Phi = \begin{pmatrix} \frac{1}{\sqrt{2}}(h_t^0 + i\pi_t^0) \\ \pi_t^+ \end{pmatrix}. \quad (14)$$

For the purpose of the present paper, we will take the following values for the topcolor parameters: $\varepsilon = 0.1$, $\nu_\omega = 174 \text{ GeV}$ and $F_t = 50 \text{ GeV}$. The Feynman rules for this model are depicted in Table IV.

The masses of the top-Higgs scalars π_t^0 and π_t^\pm are almost degenerate since they differ only by small electroweak corrections [18]. We will take for the top-Higgs mass a value bigger than twice the value of the mass of the top-quark [17].

In Figure 4 we present the evolution of each one of the topcolor scalars $h_t^0, \pi_t^\pm, \pi_t^0$ contributions to the CMDM as function of their masses. In Figure 5 we compare the topcolor and the SM contributions to the top-quark CMDM.

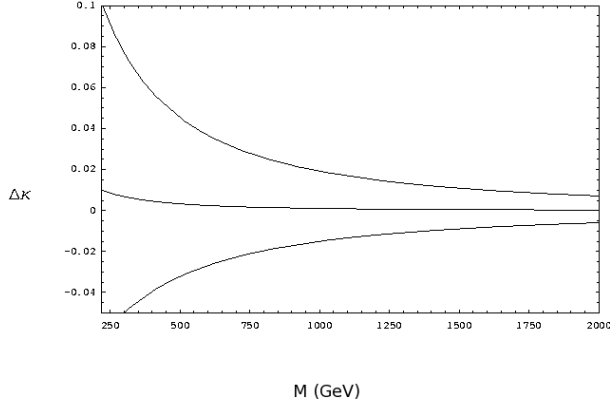


FIG. 4: CMDM as function of the topcolor particle masses: the curve at the top corresponds to h_t^0 , the one at the middle to π_t^+ and the bottom to π_t^0

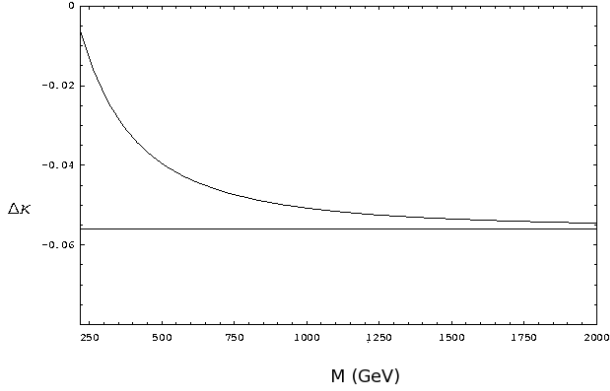


FIG. 5: CMDM as function of the topcolor particle mass: the horizontal line corresponds to the SM prediction and the line at the top gives the total topcolor TC2 predictions.

For $m_{h_t^0} \approx m_{\pi_t} \approx m_{\pi_0} \approx 250$ GeV and summing the respective value for the SM, we find

$$\Delta\kappa_{(s)}^{TC2} = -0.01, \quad (15)$$

which is of the order of the sensibility of the LHC.

E. Universal Extra Dimensions

We consider a generalization of the SM where all the particles propagate in five dimensions: $x = 0, 1, 2, 3$ correspond to the usual coordinates and $x^5 = y$ is the fifth one. This extra dimension will be compactified in a circle of ratio R with the points y and $-y$ identified in a S^1/Z_2 orbifold [19, 20]. The terms that will contribute at the one-loop order to the CMDM are given by

$$L = \int d^4x dy (\mathcal{L}_F + \mathcal{L}_Y) \quad (16)$$

with

$$\begin{aligned} \mathcal{L}_F &= [\bar{Q} i \Gamma^M D_M Q + \bar{U} i \Gamma^M D_M U + \bar{D} i \Gamma^M D_M D], \\ \mathcal{L}_Y &= -\bar{Q} \lambda_u \tilde{\Phi} U - \bar{Q} \lambda_d \Phi D + h.c. \end{aligned} \quad (17)$$

The numbers $M, N = 0, 1, 2, 3, 5$ denote the five dimensional Lorentz indexes. The covariant derivative is defined as $D_M \equiv \partial_M + i \hat{g} W_M^a T^a + i \hat{g}' B_M Y$. The five dimensional gamma matrices Γ_M are $\Gamma_\mu = \gamma_\mu$ and $\Gamma_4 = i \gamma_5$ with the metric tensor given by $g_{MN} = (+, -, -, -, -)$.

The Fourier expansions of the fields are given by:

$$\begin{aligned} B_\mu(x, y) &= \frac{1}{\sqrt{\pi R}} B_\mu^{(0)}(x) + \frac{\sqrt{2}}{\sqrt{\pi R}} \sum_{n=1}^{\infty} B_\mu^{(n)}(x) \cos\left(\frac{n\pi y}{R}\right), \\ B_5(x, y) &= \frac{\sqrt{2}}{\sqrt{\pi R}} \sum_{n=1}^{\infty} B_5^{(n)}(x) \sin\left(\frac{n\pi y}{R}\right), \\ Q(x, y) &= \frac{1}{\sqrt{\pi R}} Q_L^{(0)}(x) + \frac{\sqrt{2}}{\sqrt{\pi R}} \sum_{n=1}^{\infty} \left[Q_L^{(n)}(x) \cos\left(\frac{n\pi y}{R}\right) + Q_R^{(n)} \sin\left(\frac{n\pi y}{R}\right) \right], \\ U(x, y) &= \frac{1}{\sqrt{\pi R}} U_R^{(0)}(x) + \frac{\sqrt{2}}{\sqrt{\pi R}} \sum_{n=1}^{\infty} \left[U_{tR}^{(n)}(x) \cos\left(\frac{n\pi y}{R}\right) + U_{tL}^{(n)} \sin\left(\frac{n\pi y}{R}\right) \right] \end{aligned} \quad (18)$$

The expansions for B_μ and B_5 are similar to the expansions for all the gauge fields and the Higgs doublet (but this last one without the μ or 5 Lorentz index). It is by integrating the fifth y component that we obtain the usual interaction terms and the KK spectrum for ED models, $Q^{(n)} = \begin{pmatrix} Q_t^{(n)} & Q_b^{(n)} \end{pmatrix}^T$

We will be interested in the third family of quarks and $Q_t^{(n)}$ and $Q_b^{(n)}$ will refer to the upper and lower parts of the doublet Q . Similarly, the $U_t^{(n)}$ and $D_t^{(n)}$ will be the KK modes of the usual right-handed singlet top quarks. There is a mixing between the masses of the

	A	B	A'	B'
$t^{(0)} A_\mu^{(n)} Q_t^{(n)}$	$i\frac{2}{3}e$	0	$i\frac{2}{3}e$	0
$t^{(0)} Z_\mu^{(n)} Q_t^{(n)}$	$i\frac{g}{c_W}(\frac{1}{2} - \frac{2}{3}s_W^2)$	0	$i\frac{g}{c_W}(\frac{1}{2} - \frac{2}{3}s_W^2)$	0
$t^{(0)} W_\mu^{(n)} Q_b^{(n)}$	$i\frac{g}{\sqrt{2}}$	0	$i\frac{g}{\sqrt{2}}$	0
$t^{(0)} A_\mu^{(n)} U_t^{(n)}$	0	$i\frac{2}{3}e$	0	$i\frac{2}{3}e$
$t^{(0)} Z_\mu^{(n)} U_t^{(n)}$	0	$i\frac{2}{3}g\frac{s_W^2}{c_W}$	0	$i\frac{2}{3}g\frac{s_W^2}{c_W}$

TABLE V: Feynman rules for gauge KK of the UED contributions to the CMDM of top quark

	A	B	A'	B'
$t^{(0)} A_5^{(n)} Q_t^{(n)}$	$-\frac{2}{3}e$	0	0	$\frac{2}{3}e$
$t^{(0)} Z_5^{(n)} Q_t^{(n)}$	$-\frac{g}{c_W}(\frac{1}{2} - \frac{2}{3}s_W^2)$	0	0	$\frac{g}{c_W}(\frac{1}{2} - \frac{2}{3}s_W^2)$
$t^{(0)} W_5^{(n)} Q_b^{(n)}$	$-\frac{g}{\sqrt{2}}$	0	0	$\frac{g}{\sqrt{2}}$
$t^{(0)} A_5^{(n)} U_t^{(n)}$	0	$\frac{2}{3}e$	$-\frac{2}{3}e$	0
$t^{(0)} Z_5^{(n)} U_t^{(n)}$	$-\frac{2}{3}g\frac{s_W^2}{c_W}$	0	0	$\frac{2}{3}g\frac{s_W^2}{c_W}$

TABLE VI: Feynman rules for KK scalar of the UED contributions to the CMDM of top quark

gauge eigenstates of the KK top quarks ($Q_t^{(n)}$ and $U_t^{(n)}$), where the mixing angle is given by $\tan(2\alpha_t^n) = m_t/m_n$ with $m_n \approx n/R$. However, we will neglect this mixing angle ($\sin \alpha_t = 0$) for the purpose of the present calculation.

In table V we include the Feynman rules for the fifth component of a gauge field, the KK scalar which will induce the UED contribution to the CMDM of the top quark (Figure

	A	B	A'	B'
$t^{(0)} A_\mu^{a,(n)} Q_t^{(n)}$	ig_s	0	ig_s	0
$t^{(0)} A_\mu^{a,(n)} U_t^{(n)}$	0	ig_s	0	ig_s
$t^{(0)} A_5^{a,(n)} Q_t^{(n)}$	g_s	0	0	$-g_s$
$t^{(0)} A_5^{a,(n)} U_t^{(n)}$	0	$-g_s$	g_s	0

TABLE VII: Feynman rules for the KK states for the QCD contributions to the CMDMT

1a). Table VI contains the respective Feynman rules for the couplings of the external quark t which corresponds to the $t^{(0)}$ component with a gauge and a quark excitations (Fig. 1a). Table VII includes the respective Yukawa couplings for an external quark $t^{(0)}$ with the scalar KK states (Fig. 1a). Finally, the couplings presented in Table 8 will be used to compute the QCD contribution to the CMDM induced by the KK excitations associated to the fifth component of the gluon field $A_5^{Q,(n)}$ (Figs. 1a and 2a).

Here we will take $1/R \approx 1$ TeV. The KK modes corresponding to the EW sector for the gauge (Table (V)) and scalar (Table (VI)) in the loop, respectively, then give the following contribution to the CMDM

$$\begin{aligned}\Delta\kappa_{(\mu)}^{EW,5D} &= -1.3 \times 10^{-4} \\ \Delta\kappa_{(s)}^{EW,5D} &= -4.1 \times 10^{-4}\end{aligned}\tag{19}$$

with a total value for the electroweak contribution given by

$$\Delta\kappa^{EW,5D} = -5.4 \times 10^{-4}\tag{20}$$

The KK modes of the QCD sector induces the following contributions

$$\begin{aligned}\Delta\kappa_{(\mu)}^{QCD,5D} &= -9.4 \times 10^{-4} \\ \Delta\kappa_{(s)}^{QCD,5D} &= -8.2 \times 10^{-4}\end{aligned}\tag{21}$$

corresponding to the gauge and scalar excitations contribution, respectively, which add to the following value

$$\Delta\kappa^{QCD,5D} = -1.8 \times 10^{-3}\tag{22}$$

Adding the EW eq. (20) and QCD eq. (22) contributions we get finally

$$\Delta\kappa^{5D} = -2.3 \times 10^{-3}.\tag{23}$$

III. CONCLUDING REMARKS

In conclusion, we have made a critical analysis of the one loop calculations for the CMDM of the top quark model. Our new results differ slightly from those already published for these models, except in the TC2 model [3], where we have found a smaller value which in turn is also in agreement with the constraints obtained from low-energy precision experiments [7].

The 331 results are suppressed by some orders of magnitude with respect the SM results, and the predictions of the other models are about a factor 5 larger than SM result. In this respect, a precise measurement of the top-quark CMDM may be used to distinguish between competing extensions of the SM. If we sum to the SM CMDM the additional contributions given for the different models considered in the present paper, we get the following results

$$\begin{aligned}\Delta\kappa^{SM} &= -5.6 \times 10^{-2} \quad , \quad \Delta\kappa^{THDM} = -5.1 \times 10^{-2} \\ \Delta\kappa^{TC2} &= -1.0 \times 10^{-2} \quad , \quad \Delta\kappa^{5D} = -5.8 \times 10^{-2}\end{aligned}\tag{24}$$

APPENDIX A: CMDM ANALYTICAL EXPRESSIONS

The Feynman diagram shown on Fig. 1a corresponds to the scalar contribution to the top-quark CMDM. In the SM, the scalars circulating in the loop can be h^0 , G_Z , and G_W , while in the 331 models it is G_X . In the UED models, this contribution arises from the scalar KK excitations $h^{0,(n)}$, $G_Z^{(n)}$, ..., and fifth component of the gauge fields $A_5^{(n)}$, $Z_5^{(n)}$, $W_5^{(n)}$. The respective QCD excitations for the KK sector correspond to $A_5^{a,(n)}$. We will use the following notation for the incoming and the outgoing scalar couplings involved in Fig. 1a, respectively

$$(AP_L + BP_R)T^a \quad , \quad (A'P_L + B'P_R)T^a \quad (\text{A1})$$

where T^a corresponds to the $SU(3)_C$ generators in the case of QCD scalar loop and it is just the unit matrix otherwise.

The contribution to the CMDM arising from the diagram given in Fig. 1a is thus given by the expression,

$$\begin{aligned} \Delta\kappa_{(s)}^{QCD} = & -\frac{1}{6 \times 8\pi^2} \int_0^1 dx \int_0^{1-x} dy \frac{1}{(x+y)^2 + (x+y)(\widehat{M}^2 - \widehat{m}^2 - 1) + \widehat{m}^2} \\ & \times \{ (x+y)(x+y-1)(B'A + A'B) - \widehat{M}(x+y)(A'A + B'B) \} \end{aligned} \quad (\text{A2})$$

where $m(M)$ correspond to the scalar (fermion) mass in the loop and the factor $(-1/6)$ comes from the $SU(3)_C$ generator algebra, and $\widehat{m} = m/m_t$ is the normalized top-quark mass. In order to get the respective EW scalar contribution for Fig. 1a, we have to replace the factor $(-1/6)$ by the unit and take the appropriated scalar couplings.

If we have two KK excitations running in the loop of Fig. 1a, the respective analytical expression is given by

$$\begin{aligned} \Delta\kappa_{(s)} & \approx - \sum_{n=1}^{\infty} \frac{1}{12 \times 48\pi^2} \frac{1}{(\widehat{n/R})^2} \{ 3(B'A + A'B) - 2\widehat{M}(A'A + B'B) \} \\ & \approx - \frac{\widehat{R}^2}{72 \times 48} \{ 3(B'A + A'B) - 2\widehat{M}(A'A + B'B) \}, \end{aligned} \quad (\text{A3})$$

where we have used the approximation that the masses of both excitations are of the same order of magnitude $m_n \sim n/R$ and we have neglected any other mass circulating in the loop.

The diagram shown in Fig. 1b receives contributions from the SM gauge bosons W , Z , g , the 331 gauge boson X , and for the UED model it can be the respective EW or QCD gauge

bosons $A_\mu^{(n)}, Z_\mu^{(n)}, W_\mu^{(n)}$ and $A_\mu^{a,(n)}$. In this case, we use the following notation for the gauge and fermionic couplings involved in this diagram,

$$\gamma_\alpha(AP_L + BP_R)T^a \quad \gamma_\alpha(A'P_L + B'P_R)T^a, \quad (\text{A4})$$

where the T^a correspond again to the $SU(3)_C$ generators. The respective analytical expression for this contribution is given by,

$$\begin{aligned} \Delta\kappa_{(\mu)} = & -\frac{1}{6 \times 4\pi^2} \int_0^1 dx \int_0^{1-x} dy \frac{1}{(x+y)^2 + (x+y)(\widehat{M}^2 - \widehat{m}^2 - 1) + \widehat{m}^2} \\ & \times \{ (x+y-2)(x+y-1)(A'A + B'B) \\ & - \widehat{M}(x+y-1)(A'B + B'A) \}. \end{aligned} \quad (\text{A5})$$

In order to get the EW contribution for the diagram 1b, we have to make the same substitutions indicated for the expression (A.2). Similarly, the analytical expression for the two KK excitations circulating in the loop of Fig. 1b reduces to

$$\begin{aligned} \Delta\kappa_{(\mu)} \approx & -\sum_{n=1}^{\infty} \frac{1}{12 \times 24\pi^2} \frac{1}{(\widehat{n/R})^2} \{ 3(A'A + B'B) - 2\widehat{M}(A'B + B'A) \} \\ \approx & -\frac{\widehat{R}^2}{72 \times 24} \{ 3(A'A + B'B) - 2\widehat{M}(A'B + B'A) \}, \end{aligned} \quad (\text{A6})$$

In the UED models, the diagram shown in Fig. 2a receives contributions from a colored scalar particle which corresponds to the dimension 5 component of the gluons, $A_5^{a,(n)}$. In this case we use the following notation for the respective couplings,

$$(AP_L + BP_R)T^c \quad , \quad (A'P_L + B'P_R)T^d. \quad (\text{A7})$$

where the couplings for the excited colored scalar with the external gluon may be taken from Ref.[20]. The corresponding contribution has the analytical expression,

$$\begin{aligned} \Delta\kappa_{(s)} = & \frac{3}{16\pi^2} \int_0^1 dx \int_0^{1-x} dy \frac{1}{(x+y)^2 + (x+y)(\widehat{M}^2 - \widehat{m}^2 - 1) + \widehat{m}^2} \\ & \times \{ (x+y)(x+y-1)(A'B + B'A) \\ & - \widehat{m}(x+y-1)(A'A + B'B) \} \end{aligned} \quad (\text{A8})$$

and in this case the factor 3/2 comes from the Lie algebra of the generators $f^{abc}T^bT^c$. The expression for the KK contributions in this case reduces to

$$\begin{aligned}
\Delta\kappa_{(s)} &\approx -\sum_{n=1}^{\infty} \frac{3}{12 \times 16\pi^2} \frac{1}{(\widehat{n/R})^2} \{3(A'B + B'A) + 2\widehat{M}(A'A + A'A)\} \\
&\approx \frac{\widehat{R}^2}{24 \times 16} \{3(A'B + B'A) + 2\widehat{M}(A'A + B'B)\},
\end{aligned} \tag{A9}$$

where we have assumed again that the the excitation masses running in the loop are of the same order of magnitude.

The diagram given in Fig. 2b receives contributions from the gluons A_μ^a or the respective KK excitations $A_\mu^{a,(n)}$, the notation for the respective couplings is given by

$$\gamma_\alpha(AP_L + BP_R)T^a \quad \gamma_\beta(A'P_L + B'P_R)T^b \tag{A10}$$

and thus the corresponding QCD contribution to the CMDM may be expressed as

$$\begin{aligned}
\Delta\kappa_{(\mu)} &= \frac{3}{8\pi^2} \int_0^1 dx \int_0^{1-x} dy \frac{1}{(x+y)^2 + (x+y)(\widehat{M}^2 - \widehat{m}^2 - 1) + \widehat{m}^2} \\
&\times \{(x+y)(x+y-1)(A'A + B'B) \\
&- \widehat{M}(x+y-1)(A'B + B'A)\}
\end{aligned} \tag{A11}$$

Finally, if we have two KK excitations running in this loop, we get the following expression for this contribution

$$\begin{aligned}
\Delta\kappa_{(\mu)} &= \frac{3}{8\pi^2} \int_0^1 dx \int_0^{1-x} dy \frac{1}{(x+y)^2 + (x+y)(\widehat{M}^2 - \widehat{m}^2 - 1) + \widehat{m}^2} \\
&\times \{(x+y)(x+y-1)(A'A + B'B) \\
&- \widehat{M}(x+y-1)(A'B + B'A)\}.
\end{aligned} \tag{A12}$$

Acknowledgments

This work was supported by Colciencias, Fundación Banco de la República (Colombia), CONACyT (México) and the HELEN project.

[1] CDF/DO Collab., <http://www-cdf.fnal.gov/physics/new/top/top.html>

- [2] J.A. Aguilar-Saavedra, *Acta Phys. Pol.* **B35** 2695 (2004).
- [3] D. Atwood, A. Kagan and T.G. Rizzo, *Phys. Rev.* **D52**, 6264 (1995); T.G. Rizzo, *Phys. Rev.* **D50**, 4478 (1994); J.L. Hewett and T.G. Rizzo, *Phys. Rev.* **D49**, 319 (1994); J.L. Hewett, *Int. J. Mod. Phys.* **A13**, 2389 (1989).
- [4] K. Whisnant et al., *Phys. Rev.* **D56**, 467 (1997); J.M. Yang and B.-L. Young, *Phys. Rev.* **D56**, 5907 (1997); K. Hikasa et al., *Phys. Rev.* **D58**, 114003 (1998).
- [5] F. Abe et al., CDF Coll., *Phys. Rev. Lett.* **80**, 2525 (1998); T. Han et al., *Phys. Lett.* **B385**, 311 (1996).
- [6] F. del Aguila, *Acta Phys. Pol.* **B30**, 3303 (1999); J.A. Aguilar-Saavedra, *Acta Phys. Pol.* **B35**, 2695 (2004).
- [7] R. Martinez and J.A. Rodriguez, *Phys. Rev.* **D65**, 057301 (2002); *Phys. Rev.* **D55**, 3212 (1997); R. Martinez, J.A. Rodriguez and M. Vargas, *Phys. Rev.* **D60**, 077504-1 (1999).
- [8] F. Larios, M.A. Pérez and C.P. Yuan, *Phys. Lett.* **B457**, 334 (1999).
- [9] R. Martinez, M.A. Pérez and J.J. Toscano, *Phys. Lett.* **B340**, 91 (1994); T. Han et al., *Phys. Rev.* **D55**, 7241 (1997); F. Larios, R. Martinez and M.A. Pérez, *Phys. Rev.* **D72**, 057504 (2005); *Int. J. Mod. Phys.* **A21**, 3473 (2006).
- [10] E.O. Iltan, *Phys. Rev.* **D65**, 073013 (2002).
- [11] S.L. Glashow, *Nucl. Phys.* **22**, 579 (1961); S. Weinberg, *Phys. Rev. Lett.* **19**, 1264 (1964); A. Salam, in *Elementary Particle Theory* (Nobel Symposium Nr. 8), edited by N. Svartholm, Almqvist and Wiksell, Stockholm, Sweden (1968).
- [12] J. Gunion, H. Haber, G. Kane and S. Dawson, *The Higgs Hunter's Guide*, (Addison-Wesley, New York, 1990); R. A. Díaz, R. Martínez and J.-Alexis Rodríguez, *Phys. Rev.* **D64**, 033004 (2001); *Phys. Rev.* **D63**, 095500 (2001).
- [13] R.A. Diaz, R. Martinez and F. Ochoa, *Phys. Rev.* **D69**, 095009 (2004).
- [14] R. Foot, F. Hernández, F. Pisano and V. Pleitez, *Phys. Rev.* **D47**, 4158 (1993); V. Pleitez and M.D. Tonasse, *Phys. Rev.* **D48**, 2353 (1993); T.V. Duong and E. Ma, *Phys. Lett.* **B316**, 307 (1993); G.A. Gonzalez-Sprinberg, R. Martinez and O. Sampayo, *Phys. Rev.* **D71**, 11503 (2005).
- [15] H. N. Long, P. B. Pal, *Mod. Phys. Lett.* **A13**, 2355 (1998); N. T. Anh, N. A. Ky, H. N. Long, *Int. J. Mod. Phys.* **A16**, 541 (2001).
- [16] T.C. Hill, *Phys. Lett.* **B345**, 483 (1995); K. Lane and E. Eichten, *Phys. Lett.* **B352**, 382

- (1995); K. Lane, *Phys. Lett.* **B433**, 96 (1998); G. Cvetič, *Rev. Mod. Phys.* **71** 513 (1999).
- [17] C.T. Hill, *Phys. Lett.* **B266**, 419 (1991).
- [18] G. Burdman, *Phys. Rev. Lett.* **83**, 2888 (1999); W.A. Bardeen, C.T. Hill and M. Linder, *Phys. Rev.* **D41**, 1647 (1990).
- [19] B. Balaji, *Phys. Lett.* **B393**, 89 (1997); G. Burdman and D. Kominis, *Phys. Lett.* **B403**, 101 (1997); C. Yue, Y.P. Kuang, X. Wang and W. Li, *Phys. Rev.* **D62**, 055005 (2000); A.K. Leibovich and Rainwater, *Phys. Rev.* **D65**, 055012 (2002).
- [20] A. Muck, A. Pilaftsis and R. Ruckl, hep-ph/0209371.