

Effect of H^\pm on $B^\pm \rightarrow \tau^\pm \nu_\tau$ and $D_s^\pm \rightarrow \mu^\pm \nu_\mu, \tau^\pm \nu_\tau$

A.G. Akeroyd* and Chuan Hung Chen†

*1: Department of Physics,
National Cheng Kung University,
Tainan 701, Taiwan*

*2: National Center for Theoretical Sciences,
Taiwan*

Abstract

The recent observation of the purely leptonic decay $B^\pm \rightarrow \tau^\pm \nu_\tau$ at the B factories permits a sizeable contribution from a charged Higgs boson (H^\pm). Such a H^\pm would also contribute to the decays $D_s^\pm \rightarrow \mu^\pm \nu_\mu$ and $D_s^\pm \rightarrow \tau^\pm \nu_\tau$, which are being measured with increasing precision at CLEO-c. We show that the branching ratios of $D_s^\pm \rightarrow \mu^\pm \nu_\mu$ and $D_s^\pm \rightarrow \tau^\pm \nu_\tau$ could be suppressed by up to 10% from the Standard Model prediction, which is larger than the anticipated precision in the measurements of these decays at forthcoming BES-III.

Keywords : Charged Higgs boson, Rare B decay, Rare D decay

*akeroyd@mail.ncku.edu.tw

†physchen@mail.ncku.edu.tw

1 Introduction

In April 2006 the BELLE collaboration announced the first observation of the purely leptonic decay $B^\pm \rightarrow \tau^\pm \nu_\tau$ [1] utilizing an integrated luminosity of 414 fb^{-1} . The measured branching ratio (BR) is in agreement with the Standard Model (SM) rate within theoretical and experimental errors:

$$\text{BR}(B^\pm \rightarrow \tau^\pm \nu_\tau) = (1.79_{-0.49}^{+0.56}(\text{stat})_{-0.51}^{+0.46}(\text{syst})) \times 10^{-4} \quad (1)$$

Subsequently, BABAR reported an improved upper limit with 288 fb^{-1} [2]:

$$\text{BR}(B^\pm \rightarrow \tau^\pm \nu_\tau) < 1.8 \times 10^{-4} \text{ } 90\% \text{ c.l} \quad (2)$$

Significantly improved precision for $\text{BR}(B^\pm \rightarrow \tau^\pm \nu_\tau)$ would require a high luminosity upgrade of the existing B factories [3]. Such a facility would also provide sensitivity to the SM rate for the analogous leptonic decay $B^\pm \rightarrow \mu^\pm \nu_\mu$.

In the SM the decay $B^\pm \rightarrow \tau^\pm \nu_\tau$ proceeds via annihilation of B^\pm to a W^* . It has been known for some time that New Physics could significantly affect $\text{BR}(B^\pm \rightarrow \tau^\pm \nu_\tau)$. A charged Higgs boson (H^\pm) present in the Two Higgs Doublet Model (2HDM) would also mediate the annihilation of B^\pm [4], and for Model II type Yukawa couplings its effect on $\text{BR}(B^\pm \rightarrow \tau^\pm \nu_\tau)$ is determined by the ratio $R = \tan \beta / m_H$ (where m_H is the mass of H^\pm , $\tan \beta = v_2 / v_1$ and v_1, v_2 are vacuum expectation values of the Higgs doublets). The contribution from H^\pm interferes *destructively* with the W^\pm mediated SM diagram, and thus the experimental measurement of $\text{BR}(B^\pm \rightarrow \tau^\pm \nu_\tau)$ leads to two allowable regions for R [5]:

- (i) A region where the H^\pm contribution is small (a perturbation to the SM rate), roughly corresponding to $0 < R < 0.15 \text{ GeV}^{-1}$.
- (ii) A region where H^\pm contributes sizeably but the large destructive interference maintains the SM rate, roughly corresponding to $0.22 \text{ GeV}^{-1} < R < 0.33 \text{ GeV}^{-1}$.

In a more general 2HDM in which the bottom quark receives mass from both Higgs doublets (e.g. which includes the Minimal Supersymmetric SM at the one-loop level) the above regions for R are altered [6]. Of particular interest is region (ii) since such sizeable values of R might have an observable effect on other processes in which H^\pm contributes at tree-level.

The hitherto unobserved exclusive semi-leptonic decay $B \rightarrow D \tau^\pm \nu_\tau$ (where B can be charged or neutral) has a relatively large BR ($\approx 8 \times 10^{-3}$) in the SM, and can also be mediated by H^\pm [7], [8]. A first observation of this decay would require several ab^{-1} of integrated luminosity. The angular distribution of the τ [9] would also provide information on R with reduced uncertainties from Cabibbo-Kobayashi-Maskawa (CKM) matrix elements and strong interaction effects. Direct production of H^\pm at the Tevatron (via $t \rightarrow H^\pm b$) [10] and at the LHC (e.g. via $gb \rightarrow tH^\pm$) would also probe the region (ii). Notably, LHC simulations [11] promise verification or falsification of region (ii) for $\tan \beta < 100$, as well as probing a sizeable fraction of region (i).

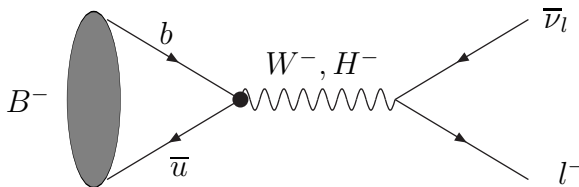
In this paper we consider the effect of H^\pm on the purely leptonic decays of the charmed meson D_s^\pm . Due to the smaller Yukawa couplings of H^\pm to the lighter quarks the effect of H^\pm

on such decays will clearly be smaller than the effect on $B^\pm \rightarrow \tau^\pm \nu_\tau$. However, $\text{BR}(D_s^\pm \rightarrow \mu^\pm \nu_\mu) \sim 5 \times 10^{-3}$ and $\text{BR}(D_s^\pm \rightarrow \tau^\pm \nu_\tau) \sim 5 \times 10^{-2}$ are much larger than $\text{BR}(B^\pm \rightarrow \tau^\pm \nu_\tau)$ and thus small perturbations to the SM rate from H^\pm might be accessible to ongoing and forthcoming experiments. Measurements of $\text{BR}(D_s^\pm \rightarrow \mu^\pm \nu_\mu)$ and $\text{BR}(D_s^\pm \rightarrow \tau^\pm \nu_\tau)$ have been performed by a variety of experiments (for a summary see [12]) and are being improved by ongoing CLEO-c [13], [14]. Moreover, BABAR has recently observed $D_s^\pm \rightarrow \mu^\pm \nu_\mu$ [15], with a precision comparable to that at CLEO-c. At BES-III, which is due to commence in late 2007, a precision of 2% for $\text{BR}(D_s^\pm \rightarrow \mu^\pm \nu_\mu)$ and $\text{BR}(D_s^\pm \rightarrow \tau^\pm \nu_\tau)$ is expected after 4 years of operation at design luminosity [16].

To date, the main motivation for searching for $D_s^\pm \rightarrow \mu^\pm \nu_\mu$ and $D_s^\pm \rightarrow \tau^\pm \nu_\tau$ has been to measure the decay constant f_{D_s} , assuming that no New Physics contributes. Such measurements are vital tests of lattice predictions for the heavy quark systems. However, if H^\pm is contributing sizeably to $B^\pm \rightarrow \tau^\pm \nu_\tau$ it would have a non-negligible effect on $D_s^\pm \rightarrow \mu^\pm \nu_\mu$ and $D_s^\pm \rightarrow \tau^\pm \nu_\tau$. This was noted in [4], [17] and a first quantitative study was performed in [18]. Motivated by the recent observation of $B^\pm \rightarrow \tau^\pm \nu_\tau$, in this paper we update and extend the analysis of [18], assuming that H^\pm is contributing sizeably to $B^\pm \rightarrow \tau^\pm \nu_\tau$. We point out that a precise measurement of the ratio $\text{BR}(D_s^\pm \rightarrow \mu^\pm \nu_\mu)/\text{BR}(D^\pm \rightarrow \mu^\pm \nu_\mu)$ (which will be possible at BES-III) could provide a hint for the presence of H^\pm . Our work is organized as follows. In section 2 we review the contribution of H^\pm to the leptonic decays and summarize the current experimental situation. The numerical analysis is contained in section 3 with conclusions given in section 4.

2 The decays $B^\pm \rightarrow l^\pm \nu_l$ and $D_{(s)}^\pm \rightarrow l^\pm \nu_l$

In the SM the purely leptonic decays $B^\pm \rightarrow l^\pm \nu_l$ and $D_{(s)}^\pm \rightarrow l^\pm \nu_l$ proceed via annihilation of the heavy meson into W^* . Singly charged Higgs bosons, which arise in any extension of the SM with at least two $SU(2)_L \times U(1)_Y$ Higgs doublets with hypercharge $Y = 1$, would also contribute to these decays. For $B^- \rightarrow l^- \bar{\nu}_l$ the Feynman diagram is as follows:



The tree-level partial width is given by [4]:

$$\Gamma(B^\pm \rightarrow l^\pm \nu_l) = \frac{G_F^2 m_B m_l^2 f_B^2}{8\pi} |V_{ub}|^2 \left(1 - \frac{m_l^2}{m_B^2}\right)^2 \times r_H \quad (3)$$

where G_F is the Fermi constant, m_l is the mass of the lepton, m_B is the mass of the B meson, V_{ub} is a CKM matrix element, and f_B is the decay constant. In the 2HDM (Model II), in which the b quark only couples to one of Higgs doublets at tree-level, the scaling factor r_H of the SM

rate is given by:

$$r_H = \left[1 - m_B^2 \frac{\tan^2 \beta}{m_{H^\pm}^2}\right]^2 \equiv [1 - m_B^2 R^2]^2. \quad (4)$$

The H^\pm contribution interferes destructively with that of W^\pm . There are two solutions for $r_H = 1$ which occur at $R = 0$ and $R = 0.27 \text{ GeV}^{-1}$ (see Fig.1a). If the b quark couples to both Higgs doublets at tree-level, which is referred to as the 2HDM (Model III) [19], Eq. (4) is modified to [6]:

$$r_H = \left(1 - \frac{\tan^2 \beta}{1 + \tilde{\epsilon}_0 \tan \beta} \frac{m_B^2}{m_{H^\pm}^2}\right)^2 \quad (5)$$

In the Minimal Supersymmetric SM (MSSM) the parameter $\tilde{\epsilon}_0$ is generated at the 1-loop level [20], [21] (with the main contribution originating from gluino diagrams) and may reach values of 0.01. The redefinition of both the b quark Yukawa coupling and the CKM matrix element V_{ub} are encoded in $\tilde{\epsilon}_0$ [22]. The impact of $\tilde{\epsilon}_0 \neq 0$ on r_H has been developed in [8], [9], [23], [24]. In particular, the value of R where $r_H = 0$ and $r_H = 1$ shifts depending on the magnitude and sign of $\tilde{\epsilon}_0$.

For the decay $D_{(s)}^- \rightarrow l^- \bar{\nu}_l$ the partial width is given by [4]:

$$\Gamma(D_{(s)}^\pm \rightarrow l^\pm \nu_l) = \frac{G_F^2 m_{D_{(s)}} m_l^2 f_{D_{(s)}}^2}{8\pi} |V_{cd(cs)}|^2 \left(1 - \frac{m_l^2}{m_{D_{(s)}}^2}\right)^2 \times r_{(s)} \quad (6)$$

where $m_{D_{(s)}}$ is the mass of the $D_{(s)}^\pm$ meson, $V_{cd(cs)}$ are CKM matrix elements, $f_{D_{(s)}}$ are decay constants, and $r_{(s)}$ is the analogy of r_H given by:

$$r_{(s)} = \left[1 - m_{D_q}^2 \frac{\tan^2 \beta}{m_{H^\pm}^2} \left(\frac{m_q}{m_c + m_q}\right)\right]^2 \equiv \left[1 - m_{D_q}^2 R^2 \left(\frac{m_q}{m_c + m_q}\right)\right]^2 \quad (7)$$

As in the case for $B^\pm \rightarrow l^\pm \nu_l$, the H^\pm contribution depends on $R = \tan \beta / m_{H^\pm}$, although the factor $m_{D_q}^2 m_q / (m_c + m_q)$ in Eq. (7) is considerably smaller than m_B present in Eq. (4). The H^\pm contribution to $D^\pm \rightarrow l^\pm \nu_l$ is essentially negligible due to the smallness of m_q / m_c and thus $r \approx 1$. However, for D_s^\pm the scaling factor r_s may differ from 1 due to the non-negligible m_s / m_c [4], [17], [18]. The expression for r_s in Eq. (7) can contain an $\tilde{\epsilon}_0$ correction analogous to Eq. (5), but we do not write this contribution explicitly due to the considerable uncertainty in $m_s / (m_c + m_s)$. In Fig.1b we plot r_s as a function of R . Although the effect of H^\pm is only a perturbation to the SM rate for $\text{BR}(D_s^\pm \rightarrow \mu^\pm \nu_\mu, \tau^\pm \nu_\tau)$, such deviations might be measurable since their BRs in the SM are much larger than $\text{BR}(B^\pm \rightarrow \tau^\pm \nu_\tau)$. Prospects for precise measurements of $\text{BR}(D_s^\pm \rightarrow \mu^\pm \nu_\mu, \tau^\pm \nu_\tau)$ are bright. The ongoing CLEO-c programme [27], [28] (which will terminate around April 2008) utilizes the production mechanism $e^+ e^- \rightarrow D_s^{*\pm} D_s^\pm$, and expects a final precision $\sim 10\%$ for $\text{BR}(D_s^\pm \rightarrow \mu^\pm \nu_\mu, \tau^\pm \nu_\tau)$. At forthcoming BES-III an integrated luminosity of 20 fb^{-1} (which corresponds to 4 years at design luminosity) would enable a precision $\sim 2\%$ for $\text{BR}(D_s^\pm \rightarrow \mu^\pm \nu, \tau^\pm \nu)$ [16]. In Table 1 we show the SM rates and the current measurements of the purely leptonic decays $D^\pm \rightarrow l^\pm \nu_l$ and $D_s^\pm \rightarrow l^\pm \nu_l$ from CLEO-c. The displayed measured value of $\text{BR}(D_s^\pm \rightarrow \tau^\pm \nu)$ is an average of separate searches for $\tau^\pm \rightarrow \pi^\pm \nu$ and $\tau^\pm \rightarrow e^\pm \nu \bar{\nu}$. For our values for the SM BRs we take $f_D = 200 \text{ MeV}$ [29]

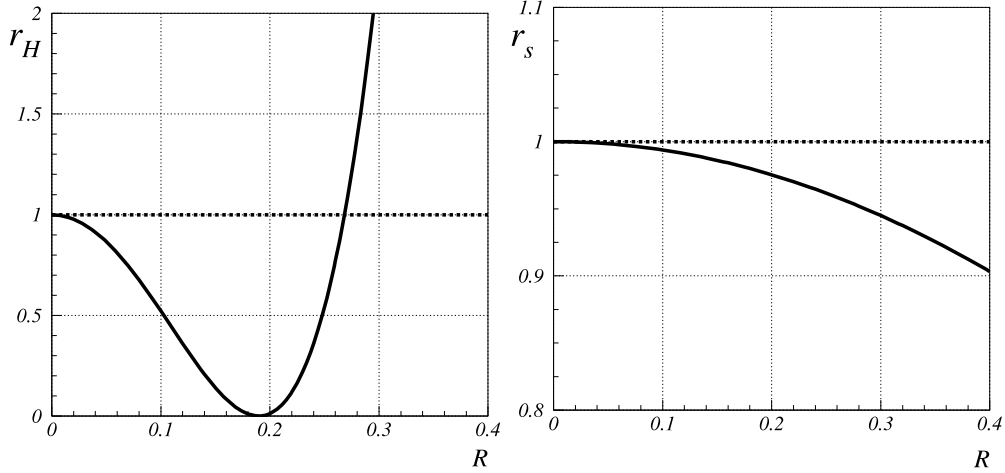


Figure 1: Scaling factor of the SM rate (solid line) as a function of $R(= \tan\beta/m_{H^\pm})$. Left panel (Fig.1a): r_H for $B^\pm \rightarrow \tau^\pm\nu_\tau$; Right panel (Fig.1b): r_s for $D_s^\pm \rightarrow \mu^\pm\nu_\mu, \tau^\pm\nu_\tau$ with $m_s/(m_c + m_s) = 0.08$.

Decay	SM BR	Current Exp BR	CLEO-c error	BES-III error
$D^\pm \rightarrow e^\pm\nu$	8.24×10^{-9}	$< 2.4 \times 10^{-5}$ [25]		
$D^\pm \rightarrow \mu^\pm\nu$	3.50×10^{-4}	$4.40 \pm 0.66^{+0.09}_{-0.12} \times 10^{-4}$ [25]	$\sim 10\%$	$\sim 2\%$
$D^\pm \rightarrow \tau^\pm\nu$	9.25×10^{-4}	$< 2.1 \times 10^{-3}$ [26]		
$D_s^\pm \rightarrow e^\pm\nu$	1.23×10^{-7}	$< 3.1 \times 10^{-4}$ [13]		
$D_s^\pm \rightarrow \mu^\pm\nu$	5.22×10^{-3}	$6.57 \pm 0.9 \pm 0.28 \times 10^{-3}$ [13]	$\sim 10\%$	$\sim 2\%$
$D_s^\pm \rightarrow \tau^\pm\nu$	5.09×10^{-2}	6.5 ± 0.8 [14]	$\sim 10\%$	$\sim 1.5\%$

Table 1: The leptonic decays of D^\pm and D_s^\pm : BR predictions in the SM (uncertainty $\sim \pm 30\%$ not shown), current measurement from CLEO-c (third column), expected final precision at CLEO-c (fourth column) and BES-III (fifth column).

and $f_{D_s} = 250$ MeV [29], [30]. The current uncertainty of $\sim 15\%$ in the lattice calculations of the decay constants induces an error of $\sim 30\%$ for all leptonic BRs. Previous searches for $D^\pm \rightarrow \mu^\pm\nu_\mu$ can be found in [31] and a summary of measurements for $\text{BR}(D_s^\pm \rightarrow \mu^\pm\nu_\mu, \tau^\pm\nu_\tau)$ prior to the CLEO-c programme is given in [12].

In addition to the above charm facilities, the large amount of charm data at the B factories can be used to search for leptonic decays of D^\pm and D_s^\pm . At BABAR, a search for the process $D_s^{\pm*} \rightarrow D_s^\pm\gamma \rightarrow \mu^\pm\nu_\mu\gamma$ was performed with 230 fb^{-1} of integrated luminosity, with measured BR [15]:

$$\text{BR}(D_s^\pm \rightarrow \mu^\pm\nu) = (6.74 \pm 0.83 \pm 0.26 \pm 0.66) \times 10^{-3} \quad (8)$$

The third error (which is not present in the CLEO-c measurement) is from $\text{BR}(D_s^\pm \rightarrow \phi\pi^\pm)$, but should decrease with improved measurements of $\text{BR}(D_s^\pm \rightarrow \phi\pi^\pm)$ at CLEO-c and forthcoming BES-III. No search for $D_s^\pm \rightarrow \mu^\pm\nu_\mu$ has yet been performed by BELLE. In summary, the precision for the measurements of $\text{BR}(D_s^\pm \rightarrow \mu^\pm\nu_\mu, \tau^\pm\nu_\tau)$ is constantly improving and will

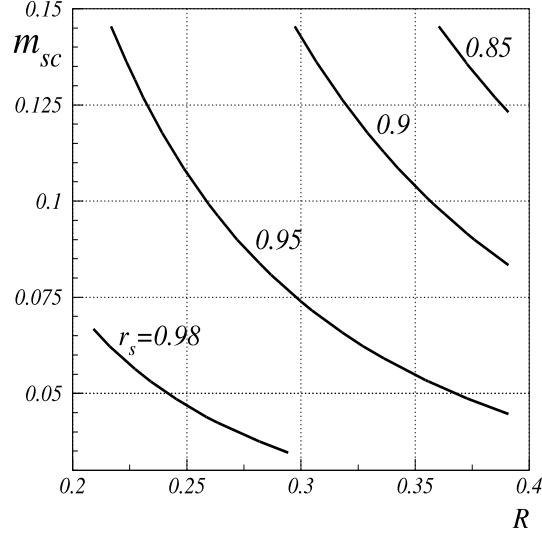


Figure 2: Contours of r_s in the plane $[R, m_{sc}]$, where $R = \tan \beta / m_{H^\pm}$ and $m_{sc} \equiv m_s / (m_s + m_c)$.

approach the percent level in the next few years. In contrast, a significant improvement in the measurement of $\text{BR}(B^\pm \rightarrow \tau^\pm \nu_\tau)$ would require a luminosity upgrade of the existing B factories.

3 Numerical Results

The current measurement of $B^\pm \rightarrow \tau^\pm \nu_\tau$ (Eq. (1)) restricts R to an interval which can be used to predict a region for r_s i.e. the deviation of $\text{BR}(D_s^\pm \rightarrow \mu^\pm \nu_\mu, \tau^\pm \nu_\tau)$ from the SM rate. The BELLE collaboration [1] uses $V_{ub} = 4.39 \pm 0.33 \times 10^{-3}$ and the unquenched lattice result $f_B = 216 \pm 22$ MeV [33] which give the theoretical prediction $\text{BR}(B^\pm \rightarrow \tau^\pm \nu_\tau) = 1.59 \pm 0.4 \times 10^{-4}$. Comparing this value for $\text{BR}(B^\pm \rightarrow \tau^\pm \nu_\tau)$ with the measurement in Eq. (1) gives the scale factor $r_H = 1.13 \pm 0.51$. The interpretation in the 2HDM leads to two allowable regions for R . The region of larger R is $0.22 \text{ GeV}^{-1} < R < 0.33 \text{ GeV}^{-1}$ for $\tilde{\epsilon}_0 = 0$ in Eq. (5). Note that using smaller values of f_B and V_{ub} for the SM prediction for $\text{BR}(B^\pm \rightarrow \tau^\pm \nu_\tau)$ would shift the above allowed region for r_H to larger values. Therefore for our evaluation of r_s we consider $0.20 \text{ GeV}^{-1} < R < 0.40 \text{ GeV}^{-1}$. For the quark masses m_s and m_c we use the Particle Data Group [32] values and obtain $0.03 < m_s / (m_c + m_s) < 0.12$ at the 2σ level. However, we will consider the range $0.03 < m_s / (m_c + m_s) < 0.15$ which allows for enhancement of the s quark Yukawa coupling (which is the source of the numerator in $m_s / (m_c + m_s)$) in the context of the 2HDM (Model III). In Fig. 2 we plot contours of r_s in the plane $[R, m_s / (m_c + m_s)]$. The suppression of the SM rate is between 2% and 15% in most of the parameter space. Thus the H^\pm contribution can be larger than the expected BES-III precision ($\sim 2\%$) for $\text{BR}(D_s^\pm \rightarrow \mu^\pm \nu_\mu, \tau^\pm \nu_\tau)$ and comparable to the anticipated error in future lattice calculations of f_{D_s} . The presence of H^\pm would lead to a deceptively smaller *measured* value of the decay constant f_{D_s} . We suggest that the possible effects of any H^\pm should not be overlooked when comparing the experimentally extracted f_{D_s} to the lattice calculations. Importantly, discovery of H^\pm in direct production channels at the

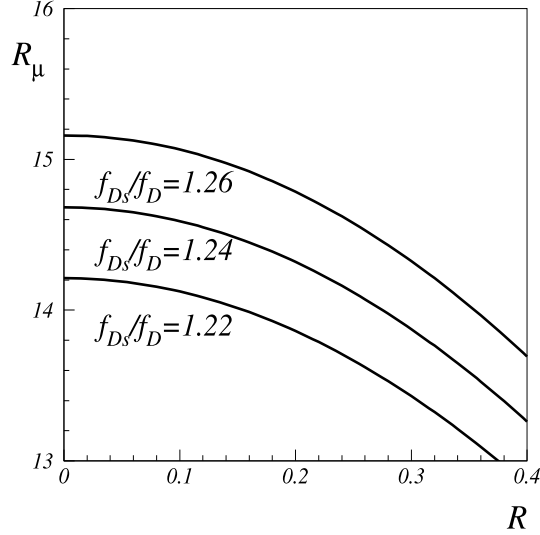


Figure 3: \mathcal{R}_μ as a function of $R(= \tan \beta/m_{H^\pm})$ for $m_s/(m_s + m_c) = 0.08$ and $f_{D_s}/f_D=1.22, 1.24$ and 1.26 .

Tevatron or LHC with properties corresponding to the region of $0.20 \text{ GeV}^{-1} < R < 0.40 \text{ GeV}^{-1}$ would necessitate inclusion of the scaling factor r_s in $\text{BR}(D_s^\pm \rightarrow \mu^\pm \nu, \tau^\pm \nu_\tau)$ in order to do a proper comparison of lattice calculations with experiment.

The sizeable error in the decay constant makes it difficult to confirm the presence of H^\pm from measurements of $\text{BR}(D_s^\pm \rightarrow \mu^\pm \nu, \tau^\pm \nu_\tau)$ alone. An additional observable which is more sensitive to the contribution from H^\pm is the ratio of the muonic decay rates \mathcal{R}_μ defined by

$$\mathcal{R}_\mu = \text{BR}(D_s^\pm \rightarrow \mu^\pm \nu_\mu) / \text{BR}(D^\pm \rightarrow \mu^\pm \nu_\mu) \sim r_s (f_{D_s}/f_D)^2 \quad (9)$$

The effect of H^\pm on $\text{BR}(D^\pm \rightarrow \mu^\pm \nu_\mu)$ is negligible and \mathcal{R}_μ is proportional to r_s . The lattice prediction for f_{D_s}/f_D is known with greater precision than the prediction for the individual values of the decay constants and hence \mathcal{R}_μ is a better probe of the H^\pm effect on $\text{BR}(D_s^\pm \rightarrow \mu^\pm \nu_\mu)$. A similar ratio (\mathcal{R}_τ) for the tauonic decays could be measured at BES-III [16] (and possibly at CLEO-c) although we only consider \mathcal{R}_μ for which both experiments expect superior precision. An unquenched lattice calculation [29] gives $f_{D_s}/f_D = 1.24 \pm 0.07 \pm 0.01$. The first measurements of f_{D_s}/f_D from CLEO-c [14] and BABAR [15] are $1.26 \pm 0.11 \pm 0.03$ and 1.27 ± 0.14 , where both use the CLEO-c result for f_D [25]. The central values are in agreement with the above unquenched lattice result, and differ from the quenched results which typically give $f_{D_s}/f_D = 1.10$ [34].

In Fig. 3 the ratio \mathcal{R}_μ is plotted as a function of R for $m_s/(m_s + m_c) = 0.08$. We take $f_{D_s}/f_D = 1.24 \pm 0.02$ which might correspond to the error in the lattice calculations as BES-III approaches 2% – 3% precision for these decays. For $f_{D_s}/f_D = 1.24$ one can see that \mathcal{R}_μ varies from 14.7 to 13.3 (i.e. a 10% suppression) as R varies from $0 \rightarrow 0.4 \text{ GeV}^{-1}$. Hence precise measurements of \mathcal{R}_μ could favour or disfavour H^\pm .

4 Conclusions

The recent observation of $B^\pm \rightarrow \tau^\pm \nu$ does not preclude a sizeable contribution from H^\pm in the 2HDM or MSSM. Such a H^\pm would contribute to the leptonic decays $D_s^\pm \rightarrow \mu^\pm \nu_\mu, \tau^\pm \nu_\tau$. We showed that H^\pm can suppress $\text{BR}(D_s^\pm \rightarrow \mu^\pm \nu_\mu, \tau^\pm \nu_\tau)$ by 10% or more, which is larger than the expected experimental error (2% \rightarrow 3%) for future measurements of these decays. We emphasize that new physics effects like these should not be overlooked when comparing the experimental measurements of f_{D_s} to the lattice predictions. Moreover, favouring or disfavouring the presence of H^\pm could be obtained by precise measurements of the ratio $\text{BR}(D_s^\pm \rightarrow \mu^\pm \nu_\mu)/\text{BR}(D^\pm \rightarrow \mu^\pm \nu_\mu)$. Prospects for $D_s^\pm \rightarrow \mu^\pm \nu_\mu$ and $D_s^\pm \rightarrow \tau^\pm \nu_\tau$ are bright with ongoing CLEO-c and forthcoming BES-III, and we encourage their study together with $B^\pm \rightarrow \tau^\pm \nu$ at the B factories.

Acknowledgments

Comments from Sheldon Stone are gratefully acknowledged. A.G.A was supported by National Cheng Kung University grant OUA 95-3-2-057.

References

- [1] K. Ikado *et al.*, Phys. Rev. Lett. **97**, 251802 (2006).
- [2] B. Aubert [BABAR Collaboration], arXiv:hep-ex/0608019.
- [3] M. Yamauchi, Nucl. Phys. Proc. Suppl. **111**, 96 (2002); S. Hashimoto *et al.*, KEK-REPORT-2004-4; A. G. Akeroyd *et al.* [SuperKEKB Physics Working Group], arXiv:hep-ex/0406071.
- [4] W. S. Hou, Phys. Rev. D **48**, 2342 (1993).
- [5] Talk by K. Ikado at the International Workshop On B Factories And New Measurements (BNM2006), 13-14 Sep 2006, Tsukuba, Japan: <http://www-conf.kek.jp/bnm/2006/>
- [6] A. G. Akeroyd and S. Recksiegel, J. Phys. G **29**, 2311 (2003).
- [7] M. Tanaka, Z. Phys. C **67**, 321 (1995); K. Kiers and A. Soni, Phys. Rev. D **56**, 5786 (1997); T. Miki, T. Miura and M. Tanaka, arXiv:hep-ph/0210051.
- [8] H. Itoh, S. Komine and Y. Okada, Prog. Theor. Phys. **114**, 179 (2005).
- [9] C. H. Chen and C. Q. Geng, JHEP **0610**, 053 (2006).
- [10] A. Abulencia *et al.* [CDF Collaboration], Phys. Rev. Lett. **96**, 042003 (2006).
- [11] K. A. Assamagan, Y. Coadou and A. Deandrea, Eur. Phys. J. directC **4**, 9 (2002); D. Denegri *et al.*, arXiv:hep-ph/0112045.

- [12] S. Soldner-Rembold, arXiv:hep-ex/0109023.
- [13] M. Artuso [CLEO Collaboration], arXiv:hep-ex/0607074.
- [14] S. Stone, arXiv:hep-ex/0610026.
- [15] B. Aubert [BABAR Collaboration], arXiv:hep-ex/0607094.
- [16] H. Li, Nucl. Phys. Proc. Suppl. **162**, 312 (2006).
- [17] J. L. Hewett, arXiv:hep-ph/9505246; J. L. Hewett, arXiv:hep-ph/9410314.
- [18] A. G. Akeroyd, Prog. Theor. Phys. **111**, 295 (2004).
- [19] T. D. Lee, Phys. Rev. D **8**, 1226 (1973).
- [20] T. Banks, Nucl. Phys. B **303**, 172 (1988); E. Ma, Phys. Rev. D **39**, 1922 (1989); R. Hempfling, Phys. Rev. D **49**, 6168 (1994); C. Hamzaoui, M. Pospelov and M. Toharia, Phys. Rev. D **59**, 095005 (1999); K. S. Babu, B. Dutta and R. N. Mohapatra, Phys. Rev. D **60**, 095004 (1999); F. Borzumati, G. R. Farrar, N. Polonsky and S. D. Thomas, Nucl. Phys. B **555**, 53 (1999).
- [21] L. J. Hall, R. Rattazzi and U. Sarid, Phys. Rev. D **50**, 7048 (1994).
- [22] G. D'Ambrosio, G. F. Giudice, G. Isidori and A. Strumia, Nucl. Phys. B **645**, 155 (2002); A. J. Buras, P. H. Chankowski, J. Rosiek and L. Slawianowska, Nucl. Phys. B **659**, 3 (2003).
- [23] G. Isidori and P. Paradisi, Phys. Lett. B **639**, 499 (2006).
- [24] J. P. Idarraga, R. Martinez, J. A. Rodriguez and N. Poveda, arXiv:hep-ph/0509072.
- [25] M. Artuso *et al.* [CLEO Collaboration], Phys. Rev. Lett. **95**, 251801 (2005).
- [26] P. Rubin *et al.* [CLEO Collaboration], Phys. Rev. D **73**, 112005 (2006).
- [27] I. Shipsey, arXiv:hep-ex/0207091; G. Burdman and I. Shipsey, Ann. Rev. Nucl. Part. Sci. **53**, 431 (2003).
- [28] R. Poling, eConf **C060409**, 005 (2006) [arXiv:hep-ex/0606016].
- [29] C. Aubin *et al.*, Phys. Rev. Lett. **95**, 122002 (2005).
- [30] A. Juttner and J. Rolf [ALPHA Collaboration], Phys. Lett. B **560**, 59 (2003).
- [31] M. Ablikim *et al.* [BES Collaboration], Phys. Lett. B **610**, 183 (2005); J. Z. Bai *et al.* [BES Collaboration], Phys. Lett. B **429** (1998) 188; J. Adler *et al.*, Phys. Rev. Lett. **60**, 1375 (1988) [Erratum-ibid. **63**, 1658 (1989)].
- [32] W. M. Yao *et al.* [Particle Data Group], J. Phys. G **33** (2006) 1.

- [33] A. Gray *et al.* [HPQCD Collaboration], Phys. Rev. Lett. **95**, 212001 (2005).
- [34] S. M. Ryan, Nucl. Phys. Proc. Suppl. **106**, 86 (2002).