

New Limits on Neutrino-Majoron couplings

A. P. Lessa^{*} and O. L. G. Peres[†]

Instituto de Física Gleb Wataghin – UNICAMP, 13083-970, C.P. 6165, Campinas SP, Brazil

Any theory that have a global spontaneously broken theory will imply the existence of very light neutral bosons or massless bosons (sometimes called Majorons). For most of these models we have neutrino-Majoron couplings, that appear as additional branching ratios in decays of mesons, W bosons and leptons. Here we present updated limits on the couplings for the electron and muon neutrino flavours and present for the first time bounds on tau neutrino Majoron couplings.

PACS numbers: 13.20.-v, 14.80.Mz, 13.35.-r

I. INTRODUCTION

Recently neutrino physics has given us many surprises with strong evidences for flavor neutrino conversion to another type of neutrinos. Ranging from atmospheric neutrinos like Kamiohkaide [1, 2, 3], IMB [4], Soudan2 [5], Super-Kamiohkaide [6], and AMANDA [7] and from solar experiments such as Super-Kamiohkaide [8, 9], SNO [10, 11], and the radiochemical experiments like Homestake [12], GALLEX [13], GNO [14] and SAGE [15], as well as the reactor experiment KamLand [16], have shown us that electron neutrinos have mass and they mix between each other. Also, accelerator experiments like K2K [17] and MINOS [18] draw a picture that muon neutrinos also have mass and mix between other flavor neutrinos. Many analysis concluded that no other mechanism can explain all this data, unless you have massive neutrinos. These experiments are the first strong evidence for non-conservation of family lepton number and this may indicate that new symmetries and interactions are the source of this phenomena.

Experimental evidences of massive neutrinos imply that the Minimal Standard Model (SM) is no longer correct. The simplest extension would be the inclusion of right-handed sterile neutrinos, what would allow Dirac mass terms for neutrinos. Despite its simplicity, this approach does not help us to understand the neutrino mass scale or predict the neutrino masses. Due to the large gap between neutrino mass scales and the other SM scales, several mechanisms have been suggested to generate neutrino masses, relating this mass scale to new physics. In many of these models the masses are of the Majorana type or a mix between Majorana and Dirac types, what implies non-conservation of lepton number.

As it's well known, lepton number is an accidental global symmetry ($U_L(1)$) of the Standard Model. So, if the neutrino mass matrix includes Majorana terms, lepton number is broken either explicitly or spontaneously. If lepton number (L) is indeed a global symmetry¹, its spontaneous breaking will generate a Goldstone boson, usually called Majoron [19, 20]. Therefore, the breaking of L sets a new scale and requires a scalar which carries lepton number

^{*}Electronic address: andlessa@i.unicamp.br

[†]Electronic address: orlando@i.unicamp.br

¹ In some GUTs, lepton number is gauged and becomes a subgroup of a larger gauge symmetry.

and acquires a non-null vacuum expectation value (vev). Several extensions of the SM allow spontaneous L breaking and predicts the existence of the Majoron. However, the simplest extensions (with a triplet scalar) are excluded due to the experimental results of LEP on the Z^0 invisible decay.

Another important class of models which predicts the existence of Majorons are supersymmetric extensions of the Standard Model with spontaneous R parity breaking. In these models, the introduction of anti-neutrino superfields (N^c) and new singlet superfields (\hat{S}) (which naturally contain neutral leptonic scalars), allows spontaneous breaking of lepton number [21, 22, 23]. In almost all of these models the Majoron will be the imaginary part of some linear combination of sneutrinos and the scalar component of the super Higgs fields (H_u and H_d) and the superfields. Therefore we may safely assume as a model-independent coupling the following interaction term between J and \hat{S} :

$$\mathcal{L} = ig \hat{S}^5 J, \quad i = e; \mu; \tau;$$

where g is a general complex coupling matrix in the flavor basis. Because in most models J is basically a singlet (avoiding the constraints imposed by the LEP results), the above couplings are usually the most relevant ones to phenomenological analysis (at least at low energies). In most models we must also include the couplings between neutrinos and a new massive scalar ($\hat{\phi}$) with the same couplings as J :

$$\mathcal{L} = g \hat{\phi}^2, \quad i = e; \mu; \tau;$$

Usually neutrino masses and mixings will depend on the vevs associated to the spontaneous breaking of L and on the matrix g . In this context, knowledge of the couplings between neutrinos and Majorons may help us to understand the neutrino mass scale. However, this relation is very model dependent and may be very hard to realize in practice. Trying to make our results as model independent as possible, we will make no assumptions on g and present the results with and without the existence of the massive scalar $\hat{\phi}$.

Majoron models can be interesting from the cosmological point of view because can affect bounds to neutrino masses from large scale structure [24]. Neutrinos coming from astrophysical sources can also be significantly affected by fast decays of neutrinos, where the only mechanism not yet eliminated is due to neutrinos coupling to Majorons. This can affect the very high energy region, strongly changing the flavor ratios between different neutrino species [25] or the lower energy region, as supernova neutrinos [26, 27, 28].

Presently we know that the role of neutrino-Majoron couplings is marginal in solar and atmospheric neutrinos, therefore it's possible to put a limit on [29]

$$|g_{21}^J|^2 < |g_{U_2 U_1}^J|^2 < 4 \cdot 10^6 \frac{7 \cdot 10^5 \text{ eV}^2}{m^2} \quad (1)$$

² The same being valid for non-supersymmetric models as well.

The observation of 1987A explosion ensures us that a large part of binding energy of supernova is released into neutrinos, what can be translated into the bound [26]

$$\mathcal{B}_{ee}^j < (1 - 20) \cdot 10^5, \quad 1.5 \cdot 10^{11} < \mathcal{B}_{e\bar{\nu}}^j < 2.5 \cdot 10^{10} \quad (2)$$

Also limits from decay and scattering of Majoron inside supernova give the bounds [26]

$$3 \cdot 10^{-7} < \mathcal{B}^j < 2 \cdot 10^{-5} \quad (3)$$

While $L=0$ decays [30] provide us much stronger bounds

$$\mathcal{B}_{ee}^j < 2 \cdot 10^{-4} \quad (1; 5) \quad (4)$$

respectively for Majorons with lepton number equal to $L=0$ and $L=2$. Also no evidence of Majoron production was seen in pion and kaon decays and therefore [31, 32, 33]

$$\sum_{l=e;\bar{e}} \mathcal{B}_{e1}^j < 3 \cdot 10^{-5}, \quad \sum_{l=e;\bar{e}} \mathcal{B}_{1\bar{j}}^j < 2 \cdot 10^{-4} \quad (5)$$

Here we will try to improve or make these limits more model-independent through an analysis of both meson and lepton decays. In Section IIA we discuss the limits from meson decays, pion, kaons, D , D_s and B decays, including decays of mesons into taus; in Sections IIB and IIC we include for the first time bounds from lepton decays (from the total rate and from the spectral distortions). We conclude transforming our bounds to the mass basis in Section IID.

II. RESULTS

Here we try to improve the bounds on neutrino-Majoron couplings through the analysis of possible effects on mesons and leptons decays as well as on the spectrum of the muon decay. We also rewrite our results in the mass basis, which in many cases is more important for model analysis. The results obtained were computed using the programs FeynArts, FeynCalc and FormCalc [34, 35, 36].

A. Meson decay rates

The process $M \rightarrow l + \bar{1}$ was extensively studied in the literature and has the following total decay rate [37]:

$$\Gamma_{SM} = \frac{G_F^2 |V_{qq^0}|^2}{8} f_m^2 m_1^2 M^2 \left(1 - \frac{m_1^2}{M^2} \right)^2 f_{rad}; \quad (6)$$

where the f_{rad} accounts for radiative corrections. In Eq.(6), G_F is the Fermi constant, f_m is the meson decay constant and V_{qq^0} is the respective CKM matrix element. Unless specified otherwise we are using the quantities as listed in the Particle Data group compilation [37]. We also use the same source to compute the relevant radiative corrections for

Mesons	$\mathcal{B}_{e, \ell}^{\mu}$	$\mathcal{B}_{\mu, \ell}^{\mu}$	$\mathcal{B}_{\ell, \ell}^{\mu}$
	$1.6 \cdot 10^{-4} (1.7 \cdot 10^{-3})$	$2.1 \cdot 10^{-1} (2.2)$	
K	$9.5 \cdot 10^{-4} (9.6 \cdot 10^{-4})$	$9.3 (9.3)$	
D	$1.6 \cdot 10^{-1} (1.4 \cdot 10^{-1})$	$2.3 (2.3)$	23 (19)
D_s		$1 (8.8 \cdot 10^{-1})$	$6.3 (8.1)$
B	$0.85 (0.65)$	$1.5 (1)$	19 (17)

TABLE I: Bounds on $\sum_{\ell=e, \mu} \mathcal{B}_{\ell, \ell}^{\mu}$ (including only J emission) from meson decays. In parenthesis are shown the results using lattice QCD decay constants.

the mesons decay rates. An important feature of Eq.(6) is that, because it's a 2-body decay, Γ is proportional to m_1^2 , as it should be to conserve angular momentum.

In the last few years several of the meson decay constants were calculated through lattice QCD [38], which can be used to obtain stronger theoretical predictions. We used both the experimental [37] and theoretical values [39, 40, 41, 42] of f_m on our calculations. We will show both results, where the results using lattice values will be shown in parenthesis.

Due to the neutrino-Majoron couplings, the following process also contributes to mesons decay rates:

$$M \rightarrow \ell + \nu + J; \quad (7)$$

where J stands for Majoron and ν may be any neutrino flavor. A complex analytic expression for the total decay rate is given in [32]. Here we show a simple result for the limit $m_1 = m_2 = 0$:

$$\Gamma_J = \frac{G_F^2 \mathcal{V}_{qq^0}^2}{768 \cdot 3} f_m^2 M^3 \sum_{\ell=e, \mu} \mathcal{B}_{\ell, \ell}^{\mu}$$

This result shows that when Majorons are included, the total decay rate is no longer proportional to the lepton mass (now we have a 3-body decay). Therefore, the Majoron contribution may easily overcome the SM predictions if $g \gg 1$. Assuming that the total decay rate is

$$\Gamma_{\text{total}} = \Gamma_{\text{SM}} + \Gamma_J;$$

the decay on J will be the dominant channel, unless g is small. Because only small deviations from the SM are allowed by experimental data, we must have $g \ll 1$. Table I shows the bounds obtained through this analysis. As expected from the above remarks and the results on Table I, the most constrained matrix elements $g_{\ell\ell}$ will be those concerning e , since the approximation $m_1 = 0$ is good in this case. We found that this bound can be improved using recent measures [43] of the following ratio:

$$\frac{\langle K^+ \rightarrow e^+ + e^- \rangle}{\langle K^+ \rightarrow \mu^+ + \mu^- \rangle} = (2.416 \pm 0.043) \cdot 10^5$$

where the error is the quadrature of statistical and systematic errors. Using these result we obtained, with 90% C.L.:

$$\sum_{\ell=e, \mu} \mathcal{B}_{\ell, \ell}^{\mu} < 1.1 \cdot 10^{-5}$$

When it comes to the matrix elements (g), the best bound comes from the experimental upper limit for leptonic Kaon decay on three neutrinos and one lepton [37]:

$$\text{BR}(K^+ \rightarrow \ell^+ + \nu_\ell + \nu_\ell) < 6 \cdot 10^{-6}$$

Since the SM contribution to this decay is negligible, we may assume:

$$\text{BR}(K^+ \rightarrow \ell^+ + \nu_\ell + J) < 6 \cdot 10^{-6}$$

resulting on (in parenthesis is the result using the lattice decay constant $f_K = 156 \pm 4 \text{ MeV}$ [40]):

$$X_{\ell\ell}^2 f^2 < 9 \cdot 10^5 \quad (9 \cdot 10^5)$$

Finally, new experimental measures for leptonic decay rates of heavy mesons such as the D^+ , D_s^+ and B^+ mesons [37, 44, 45, 46, 47], allowed us to impose limits to the matrix elements (g), as shown in Table I. The best bound being from the D_s^+ leptonic decay on $\ell^+ + \nu_\ell$ (again, in parenthesis is the result using the lattice decay constant $f_{D_s} = 278 \pm 21 \text{ MeV}$ [41, 42]):

$$X_{\ell\ell}^2 f^2 < 6.3 \quad (8.1)$$

Because of large experimental uncertainty, the bound is quite weak, as can be seen above.

We stress that unlike [31, 33], the results shown so far do not include possible decays on a light scalar (called ϕ) and therefore are less model-dependent. If this new scalar is considered with a mass of 1 KeV , the previous results are basically improved by a factor of 2:

$$X_{\ell\ell}^2 f^2 < 5.5 \cdot 10^6, \quad X_{\ell\ell}^2 f^2 < 4.5 \cdot 10^5 \quad (5 \cdot 10^5) \quad \text{and} \quad X_{\ell\ell}^2 f^2 < 3.2 \quad (4.1)$$

B. Lepton decay rates

Because of its good experimental precision, lepton decays are good candidates for imposing bounds on neutrino-Majoron couplings. Moreover, in this case there aren't uncertainties such as mesons decay constants and CKM elements. However, the leading term in $(l_i \rightarrow l_j + \nu_j + \nu_i)$ is no longer proportional to the neutral lepton mass (as it was in the case of mesons), because the SM decay is a 3-body decay already. This results in a decrease of the decay rate when Majorons are included, instead of an increase as it was in the case of mesons. But it's still possible to obtain good bounds for certain decays³.

³ We thanks J.F. Beacom for suggestion to use lepton decays to constrain neutrino-Majoron decays.

Using the experimental values for the μ and τ decay rates [7], the following bounds were obtained, respectively without (with) the contribution from the scalar ϕ :

$$X_{\mu}^{\tau} g^2 < 4 \cdot 10^4 (2.7 \cdot 10^4), \quad X_{\tau}^{\mu} g^2 < 10 \cdot 10^2 (5.5 \cdot 10^2):$$

C. Spectrum of lepton decay with Majorons

Another method that can be used to improve the limits obtained above is the analysis of the electron spectrum, that can be modified by the inclusion of Majorons. The normalized spectrum for the SM case and the Majoron case only are shown in Figure (1).

Precision measurements of the electron spectrum (used to impose constraints on non V-A interactions) may constrain g if we consider the changes in the SM spectrum after including Majoron emission. The usual analysis parametrizes the electron spectrum using two parameters (α and β) [7]:

$$\frac{d(x)}{dx} = \frac{G_F^2 m^5}{96 \cdot 3} x^2 \left[(1 - x) + \frac{2}{3} (4x - 3) + 3 \frac{m_e}{E_{max}} \frac{1 - x}{x} \right]$$

where $x = \frac{E}{E_{max}}$ and $E_{max} = \frac{m^2 + m_e^2}{2m}$. For the SM the predicted values are $\alpha = 0.75$ and $\beta = 0$:

$$\frac{d_{SM}(x)}{dx} = \frac{G_F^2 m^5}{96 \cdot 3} \left[\frac{3}{2} x^2 - x^3 \right]$$

The current experimental values are [37] $\alpha = 0.7509 \pm 0.001$ and $\beta = 0.001 \pm 0.024$.

Because the Majoron spectrum is naturally suppressed (even with $g = 1$), when the total spectrum (SM plus Majoron) is considered, we find only small deviations in the SM spectrum:

$$\frac{d_{total}(x)}{dx} = \frac{G_F^2 m^5}{96 \cdot 3} [0.0066g^2 - 0.09g^2x + (\frac{3}{2} + 0.35g^2)x^2 - (1 + 0.25g^2)x^3]$$

From the above expression and Figure 1 we see that the most sensitive region is at the end of the spectrum (large x), which can be used to constrain g . Figure 1 shows the allowed region by experimental data (region between solid gray lines) and the shape of the total spectrum (including the SM and Majoron contributions) with different values of P_{μ}^{τ} .

A more careful analysis of the entire spectrum results (with 90% C.L.) in:

$$X_{\mu}^{\tau} g^2 < 9 \cdot 10^3$$

As can be seen in Figure 2, the Majoron main modifications to the spectra occurs in the neutrino spectrum, which has been measured by the Karlsruhe experiment [48]. However, due to experimental uncertainties, the resulting bounds on g are too weak in this case.

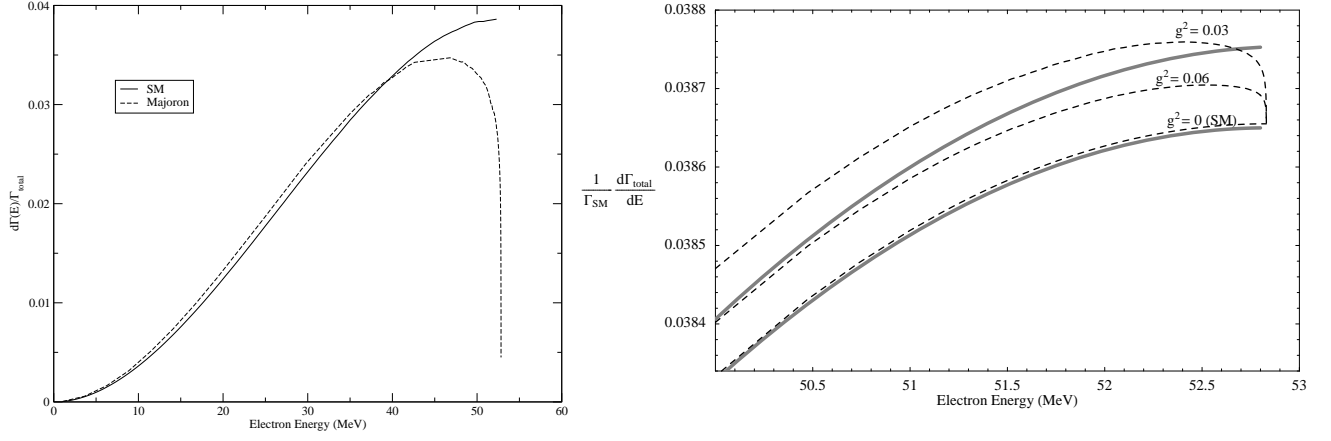


FIG. 1: At left, normalized electron spectra for muon decay in the SM (solid line) and with Majoron emission only (dashed line). At right, the experimental allowed region (between solid lines) for the electron spectrum and the total predicted spectrum (SM plus Majoron) for three values of $g^2 = \sum g_{ij}^2$.

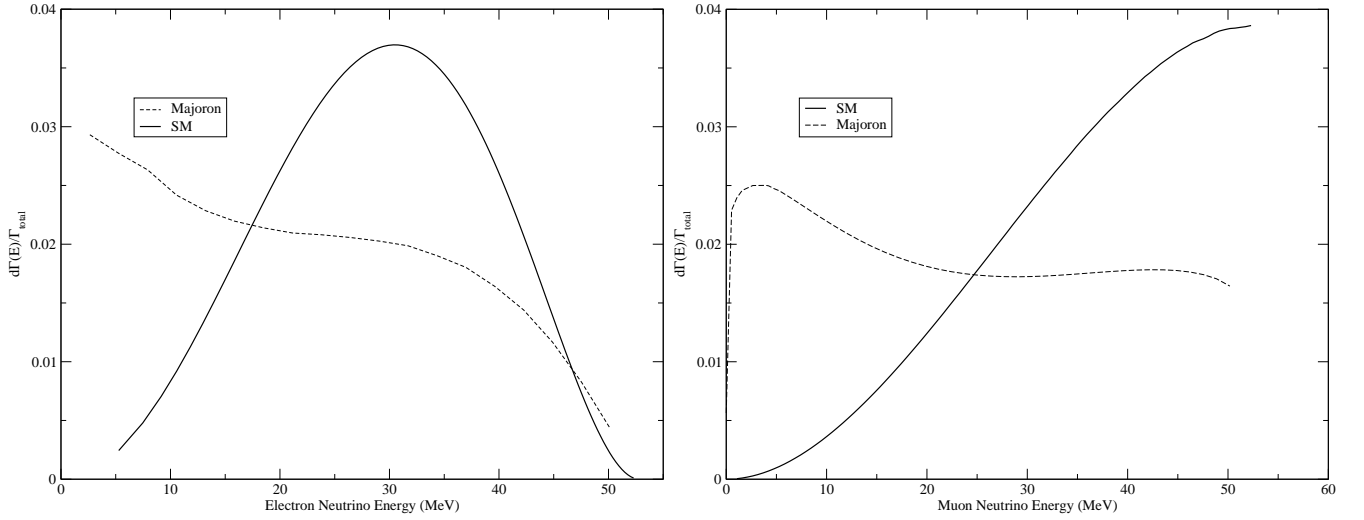


FIG. 2: At left (at right), normalized electron neutrino (muon neutrino) spectra for muon decay in the SM is the solid curve and with Majoron emission only is the dashed curve. In both cases we assume a diagonal g .

D. Mass Basis

All the results obtained so far are written in the flavor basis. However, in many cases, theoretical analysis are easier on the mass basis. We have two possible cases: Dirac or Majorana neutrinos. In this section we assume Majorana neutrinos to transform our bounds to the mass basis.

Therefore we can translate the previous results to the mass basis using the transformation matrix U [37]:

$$U = \begin{pmatrix} 0 & c_{12}c_{13} & s_{12}c_{13} & s_{13}e^{-i\delta} \\ c_{12}c_{23} & c_{12}s_{23}s_{13}e^{i\delta} & c_{12}c_{23} & s_{23}s_{13}e^{i\delta} \\ s_{12}c_{23} & c_{12}s_{23}s_{13}e^{i\delta} & s_{12}s_{23} & c_{12}s_{23}s_{13}e^{i\delta} \\ 0 & 1 & 0 & 0 \end{pmatrix} \begin{pmatrix} 1 \\ 0 \\ 0 \\ 1 \end{pmatrix} \quad \text{diag}(e^{i\delta_{1=2}}, e^{i\delta_{2=2}}, 1)$$

where $c_{ij} = \cos(\theta_{ij})$ and $s_{ij} = \sin(\theta_{ij})$. To calculate the bounds in the mass basis, we assume that the coupling

matrix is diagonal in the mass basis and proportional to the mass matrix [49]:

$$G = \text{diag}(g_1; g_2; g_3) / \text{diag}(m_1; m_2; m_3) \quad (8)$$

where G is the coupling matrix in the mass basis:

$$G = U^T g U \quad (9)$$

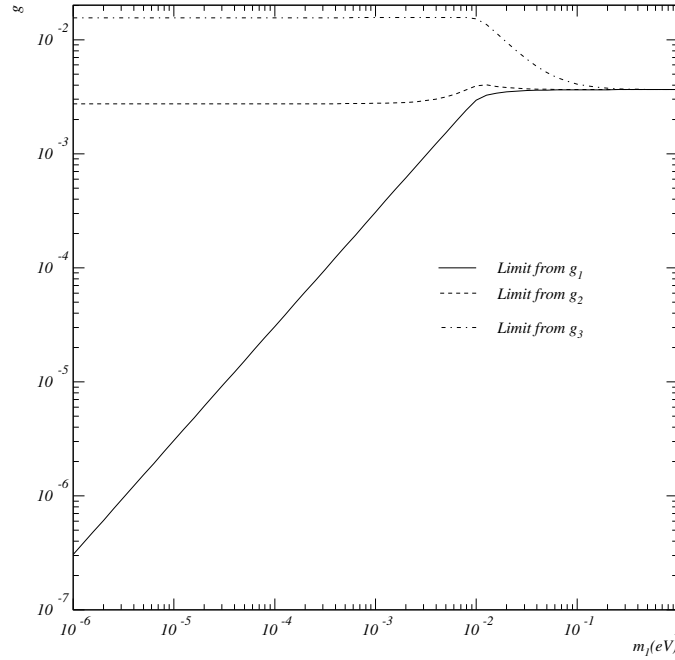


FIG. 3: Exclusion curves in the $m_1 - g$ plane. We show the curves for g_1 , g_2 and g_3 . These curves are for $\theta_{13} = 0$, non-zero values of θ_{13} are more restrictive.

Although this assumption is not valid in general, many models have these properties (at least in some limit). Using Eq.8 and Eq.9, we may write all the elements in G in terms of g_i , m_i and mass differences [49]:

$$m_{12}^2 - m_2^2 - m_1^2 = m^2 \quad \text{and} \quad m_{23}^2 - m_3^2 - m_2^2 = m_{\text{atm}}^2$$

Using the conservative bound

$$|g_{ij}|^2 < L_1^2 \quad \text{for } i, j < L_1$$

and imposing

$$g = (U G U^T) < L$$

we can put constraints on the $m_1 - g$ plane. Although the mass differences and angles have been measured experimentally [37], we have no information on the Majorana phases ϕ_1 and ϕ_2 . Following [49], we calculate the excluded

region for different values of θ , θ_1 and θ_2 and then choose the union of these regions as the final result, as you can see in Figure 3.

III. CONCLUSIONS

Using three different techniques we were able to obtain the following strongest bounds on neutrino-majon coupling (including the scalar contribution):

$$X \quad g_e^f < 5.5 \cdot 10^{-6} \quad (K^+ \text{ decay}) \quad X \quad g^f < 4.5 \cdot 10^{-5} \quad (K^+ \text{ decay}) \quad X \quad g^f < 5.5 \cdot 10^{-2} \quad (\pi^+ \text{ decay})$$

Considering only the limits from meson decays we improve by one order of magnitude the previous limits on $P \quad g_e^f$ and $P \quad g^f$ [31, 32, 33]. Although the best constraints were obtained from meson decay rates, we have shown that independent bounds can also be obtained from μ and τ decays. The latter one being the best to constraint the g elements.

The third alternative used was an analysis of the spectrum of muon decay. Despite its potential for constraining the g elements, the experimental values are not precise enough to make such an analysis useful.

Because the models cited here usually try to explain the neutrino mass scale, it may be convenient to analyze the limits on neutrino-majon couplings in the mass basis. With that in mind we transformed all our results from the flavor basis to the mass basis, using the current values for the angles of the neutrino mixing matrix. As shown above, the constraints on the mass basis are usually weaker than those on the flavor basis.

Acknowledgments

This work was supported by Fundacao de Amparo a Pesquisa do Estado de São Paulo (FAPESP) and Conselho Nacional de Desenvolvimento Científico e Tecnológico (CNPq).

-
- [1] K. S. Hirata et al. (Kamiokande Collaboration), Phys. Lett. B 205, 416 (1988).
 - [2] K. S. Hirata et al. (Kamiokande Collaboration), Phys. Lett. B 280, 146 (1992).
 - [3] Y. Fukuda et al. (Kamiokande Collaboration), Phys. Lett. B 335, 237 (1994).
 - [4] R. Becker-Szendy et al. (IMB Collaboration), Phys. Rev. D 46, 3720 (1992).
 - [5] M. C. Sanchez et al. (Soudan 2 Collaboration), Phys. Rev. D 68, 113004 (2003).
 - [6] Y. Ashie et al. (Super-Kamiokande Collaboration), Phys. Rev. D 71, 112005 (2005).
 - [7] M. Ackermann et al. (The AMANDA Collaboration), Phys. Rev. D 71, 077102 (2005).
 - [8] Y. Fukuda et al. (Super-Kamiokande Collaboration), Phys. Rev. Lett. 81, 1158 (1998).
 - [9] J. Hosaka et al. (Super-Kamiokande Collaboration), Phys. Rev. D 73, 112001 (2006).
 - [10] B. Aharmim et al. (SNO Collaboration), Phys. Rev. C 72, 055502 (2005).
 - [11] S. N. Ahmed et al. (SNO Collaboration), Phys. Rev. Lett. 92, 181301 (2004).
 - [12] B. T. Cleveland et al. (Homestake Collaboration), Astrophys. J. 496, 505 (1998).
 - [13] W. Hampel et al. (GALLIE Collaboration), Phys. Lett. B 447, 127 (1999).
 - [14] M. Ahnann et al. (GNO Collaboration), Phys. Lett. B 616, 174 (2005).
 - [15] J. N. Abdurashitov et al. (SAGE Collaboration), Astropart. Phys. 25, 349 (2006).

- [16] T. A. Raki et al. (KamLAND Collaboration), Phys. Rev. Lett. 94, 081801 (2005).
- [17] M. H. Ahn et al. (K2K Collaboration), Phys. Rev. D 74, 072003 (2006).
- [18] D. G. Michael et al. (MINOS Collaboration) (2006), hep-ex/0607088.
- [19] Y. Chikashige, R. N. Mohapatra, and R. D. Peccei, Phys. Rev. Lett. 45, 1926 (1980).
- [20] G. B. Gelmini and M. Roncadelli, Phys. Lett. B 99, 411 (1981).
- [21] A. Masiero and J. W. F. Valle, Phys. Lett. B 251, 273 (1990).
- [22] M. Hirsch, J. C. Romão, J. W. F. Valle, and A. Villanova del Moral, Phys. Rev. D 70, 073012 (2004).
- [23] J. C. Romão (2005), hep-ph/0510411.
- [24] J. F. Beacom, N. F. Bell, and S. Dodelson, Phys. Rev. Lett. 93, 121302 (2004).
- [25] J. F. Beacom, and N. F. Bell, and D. Hooper, and S. Pakvasa, and T. J. Weiler, and Phys. Rev. Lett. 90, 181301 (2003).
- [26] Y. Farzan, Phys. Rev. D 67, 073015 (2003).
- [27] R. Tomas, H. Pas, and J. W. F. Valle, Phys. Rev. D 64, 095005 (2001).
- [28] M. Kachelriess, R. Tomas, and J. W. F. Valle, Phys. Rev. D 62, 023004 (2000).
- [29] J. F. Beacom and N. F. Bell, Phys. Rev. D 65, 113009 (2002).
- [30] R. Arnold et al. (NEMO Collaboration), Nucl. Phys. A 765, 483 (2006).
- [31] V. Barger, W. Y. Keung, and S. Pakvasa, Phys. Rev. D 25, 907 (1982).
- [32] G. B. Gelmini, S. Nussinov, and M. Roncadelli, Nucl. Phys. B 209, 157 (1982).
- [33] D. I. Britton et al., Phys. Rev. D 49, 28 (1994).
- [34] T. Hahn, Comput. Phys. Commun. 140, 418 (2001).
- [35] R. Mertig, M. Böhm, and A. Denner, Comput. Phys. Commun. 64, 345 (1991).
- [36] T. Hahn and M. Perez-Victoria, Comput. Phys. Commun. 118, 153 (1999).
- [37] W. M. Yao et al. (Particle Data Group), J. Phys. G 33, 1 (2006).
- [38] C. T. H. Davies et al. (HPQCD Collaboration), Phys. Rev. Lett. 92, 022001 (2004).
- [39] A. Gray et al. (HPQCD Collaboration), Phys. Rev. Lett. 95, 212001 (2005).
- [40] C. Aubin et al. (MILC Collaboration), Phys. Rev. D 70, 114501 (2004).
- [41] M. Wingate, C. T. H. Davies, A. Gray, G. P. Lepage, and J. Shigemitsu, Phys. Rev. Lett. 92, 162001 (2004).
- [42] T.-W. Chiu, T.-H. Hsieh, J.-Y. Lee, P.-H. Liu, and H.-J. Chang, Phys. Lett. B 624, 31 (2005).
- [43] L. Fiorini (NA48/2 Collaboration), ICHEP05, July 21st – 27th 2005, Lisboa, Portugal (2005).
- [44] L. A. Corwin (BaBar Collaboration) (2006), hep-ex/0611019.
- [45] N. Satoyama (Belle Collaboration) (2006), hep-ex/0611045.
- [46] M. Artuso et al. (CLEO Collaboration) (2006), hep-ex/0607074.
- [47] M. Artuso et al. (CLEO Collaboration), Phys. Rev. Lett. 95, 251801 (2005).
- [48] R. Maschuw et al. (KARMEN Collaboration), Prog. Part. Nucl. Phys. 40, 183 (1998).
- [49] R. Tomas, H. Pas, and J. W. F. Valle, Phys. Rev. D 64, 095005 (2001).